

## FROM THE DISTRICT SUPERINTENDENT

Dear Parents and Community Members,

This annual district report card issued by Oregon Department of Education (ODE) offers a detailed comprehensive view of how Brookings-Harbor SD 17 C is performed academically for the previous 2016-17 school year. District goals continue to focus on increasing graduation rates, increasing student academic achievement, closing the academic achievement gap, graduating students that are both college and career ready, improving recruitment and retention of high quality staff, and increasing community communications. Some of the highlights of the district not indicated in this report card is:

1. Continued increase in graduation rates
2. Continued increase in freshman on track rates
3. Class sizes continue to be at state average overall
4. Program expansion of Career Technical Education (CTE) courses such as:
  1. Technology
  2. Welding
  3. Construction

As Oregon's new Every Student Succeeds Act (ESSA) plan has been approved at the federal level replacing No Child Left Behind Act (NCLBA), the districts goals are closely aligned to the priority areas of ESSA. This includes as close resemblance to our district motto "Every Student Can Succeed" which drives our district as essential decisions are made. Priorities of equality expanded into equity becomes part of the discussions that directly affects outcomes summarized in this district report card. ESSA also requires that district report cards are not longer rated as previously before.

Thank you for all of your continued support and dedication to our students. It truly helps to ensure "Every Student Can Succeed" here at Brookings-Harbor SD 17C

Sean Gallagher - Superintendent

Thank you,

Superintendent | Sean Gallagher

## DISTRICT PROFILE

### STUDENT WELLNESS POLICY

To help ensure that students are trained in making healthy lifetime choices, the district has prepared and implemented a comprehensive program through district policy EFA – Local Wellness Program that is consistent with state and federal guidelines. This policy can be found on the district website at : (<http://policy.osba.org/brookings/E/EFA%20D1.PDF>).

### RACIAL EQUITY IN HIRING

"Equal employment opportunity and treatment shall be practiced by the district regardless of race, color, religion, sex, sexual orientation, national origin, marital status, age, veterans' status, genetic information and disability if the employee, with or without reasonable accommodation, is able to perform the essential functions of the position." Board Policy GBA – Equal Employment Opportunity

ENROLLMENT AND DEMOGRAPHICS	Grades	Grades	Grades	Grades
	K - 3	4 - 5	6 - 8	9 - 12
Total Enrollment	486	240	354	498
Regular Attenders	74.7%	79.6%	80.8%	71.5%
Economically Disadvantaged	58%	55%	52%	47%
Students with Disabilities	13%	20%	17%	15%
Ever English Learners	<5%	<5%	5%	<5%
Different Languages Spoken	4	2	5	8
Mobile Students	15.5%	12.0%	15.7%	14.5%

MEDIAN CLASS SIZE	Elementary		Middle		High		Combined	
	Dist.	OR	Dist.	OR	Dist.	OR	Dist.	OR
Self-Contained	23.0	25.0	--	--	--	--	--	--
Eng./Lang. Arts	26.0	22.0	23.0	25.0	22.0	25.0	--	--
Mathematics	--	--	22.0	26.0	19.0	24.0	--	--
Science	--	--	26.0	28.0	22.0	25.0	--	--
Social Studies	--	--	23.5	27.0	25.0	27.0	--	--

*Combined schools have grade configurations not falling within the elementary, middle, and high categories (e.g., K-12 schools).*

When data are unavailable or to protect student confidentiality:

\* refers to groups of less than 6 students.

<5 indicates that a percentage is less than 5%.

>95 indicates that a percentage is greater than 95%.

\*\*\* refers to a school that offers lunch at no charge to all students.

### SEISMIC SAFETY RATING

For a detailed report for each school, please visit:

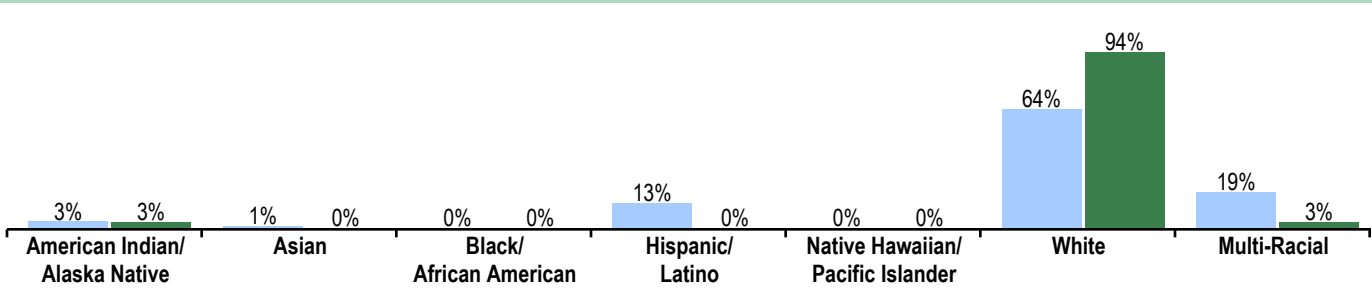
<http://www.oregongeology.org/sub/projects/rvs/activity-updates/status.html>

629 Easy St  
Brookings, OR 97415 (541) 469-7443  
[www.brookings.k12.or.us](http://www.brookings.k12.or.us)

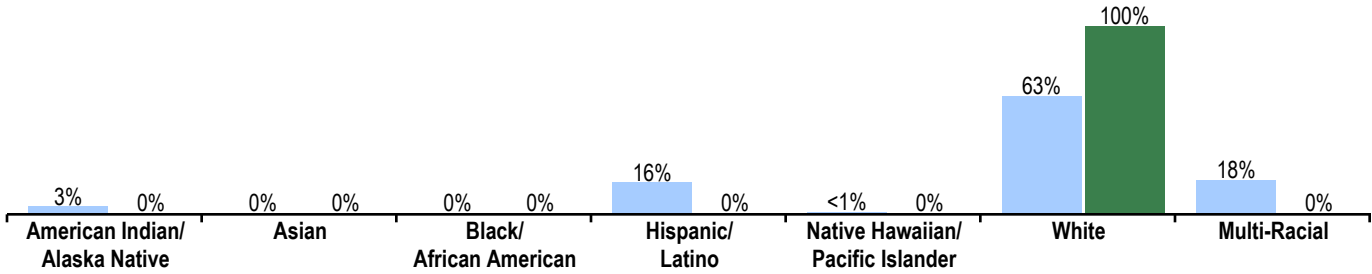
**RACE/ETHNICITY OF STUDENTS AND STAFF 2016-17**

Students Staff

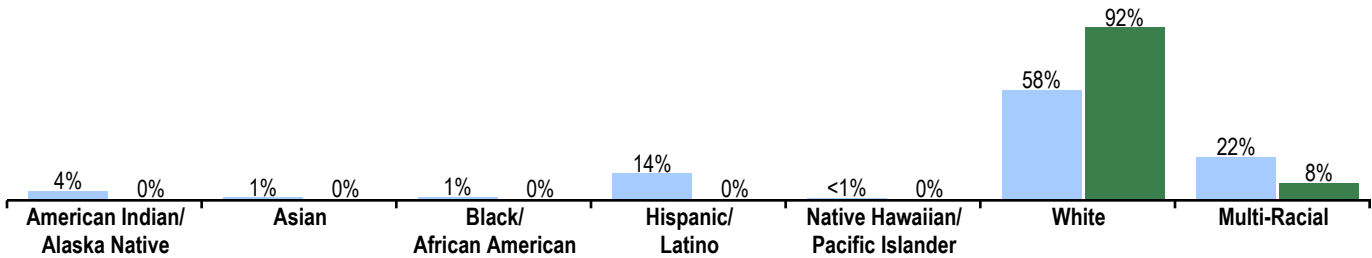
**Grades K-3**



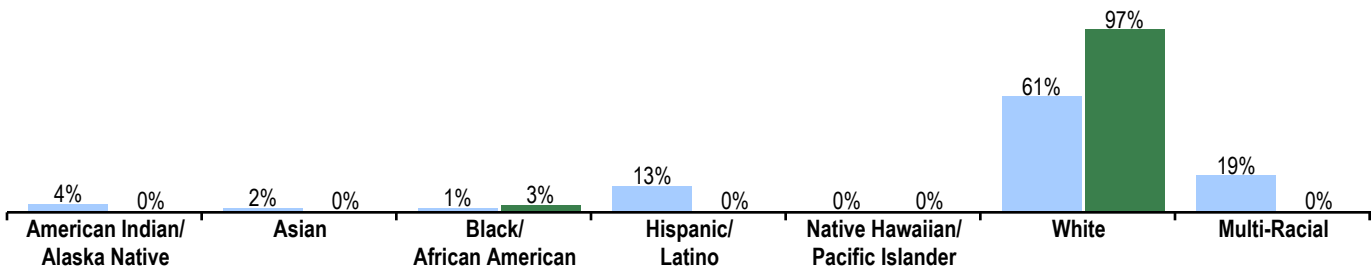
**Grades 4-5**



**Grades 6-8**



**Grades 9-12**



PER PUPIL SPENDING	2014-15	2015-16	2016-17
District	\$9,490	\$9,629	\$10,347
State	\$10,302	\$10,692	\$11,822

Oregon's quality education model (QEM) suggests adequate per pupil funding should be \$12,993 in 2016-17 (Statewide average). 2016-17 data reflect budgeted, not actual.

FUNDING SOURCES	% of Total
Local taxes and fees	40%
State funds	49%
Federal funds	11%

EXPULSIONS & SUSPENSIONS	Expulsions	Suspensions
Total Students	*	201
American Indian/Alaska Native	*	13
Asian	*	*
Black/African American	*	*
Hispanic/Latino	*	25
Multi-Racial	*	49
Native Hawaiian/Pacific Islander	*	*
White	*	113

To protect student confidentiality:

\* refers to groups of less than 6 students.

<5 indicates that a percentage is less than 5%.

>95 indicates that a percentage is greater than 95%.

629 Easy St  
Brookings, OR 97415 (541) 469-7443  
[www.brookings.k12.or.us](http://www.brookings.k12.or.us)

**PROGRESS** ARE STUDENTS MAKING ADEQUATE GAINS OVER TIME?

Performance of students enrolled in the district for a full academic year

Did at least 95% of students in this district take required assessments?  Yes  No, Interpret Results with Caution

Participation rate criteria are in place to ensure districts test all eligible students.

2014-15 was the first operational year of the new English language arts and mathematics assessments.

**DISTRICT PERFORMANCE**

English Language Arts

The Smarter Balanced and alternate assessments have four performance levels where levels 3 and 4 are meeting the standard for school and district accountability.

	District Performance (%)			District Performance (%)	Oregon Performance (%)	Like-District Average (%)	
	2013-14	2014-15	2015-16	2016-17	2016-17	2016-17	
	<b>Students in grades 3 - 5</b>		41.0 27.2 31.8	38.5 24.8 36.7	43.8 23.0 33.1	49.6 21.4 29.1	45.3 24.7 30.0
	<b>Students in grades 6 - 8</b>		38.0 30.5 31.4	43.8 32.0 24.3	45.8 27.7 26.5	55.2 23.9 20.9	50.5 26.7 22.8
	<b>Students in grade 11</b>		62.2 20.2 17.6	76.2 14.3 9.5	62.3 19.3 18.4	71.1 16.9 12.0	73.7 16.2 10.1

Mathematics

See report cards from previous years to view historical OAKS performance data.

	<b>Students in grades 3 - 5</b>		32.1 34.1 33.8	28.8 33.9 37.3	36.0 29.7 34.3	43.6 27.6 28.8	40.8 31.0 28.2
	<b>Students in grades 6 - 8</b>		25.1 32.5 42.5	32.9 33.8 33.2	28.7 27.8 43.5	41.9 26.6 31.5	38.2 29.1 32.7
	<b>Students in grade 11</b>		19.5 18.6 61.9	20.0 24.8 55.2	18.4 21.1 60.5	35.3 27.3 37.4	33.5 29.5 36.9

Science

	<b>Students in grade 5</b>		75.7 11.7 64.1 24.3	64.7 12.6 52.1 35.3	65.7 13.0 52.8 34.3	67.2 10.9 56.3 32.8	66.0 14.9 51.1 34.0	68.7 14.2 54.5 31.3
	<b>Students in grade 8</b>		75.9 12.1 63.8 24.1	60.8 6.3 54.5 39.2	63.7 11.8 52.0 36.3	68.4 9.4 59.0 31.6	62.8 11.5 51.3 37.2	62.8 9.3 53.6 37.2
	<b>Students in grade 11</b>		84.3 10.2 74.1 15.7	62.4 9.4 53.0 37.6	57.1 1.9 55.2 42.9	35.1 4.4 30.7 64.9	57.8 8.0 49.8 42.2	60.4 7.0 53.4 39.6

Visit [www.oregon.gov/ode/reports-and-data](http://www.oregon.gov/ode/reports-and-data) for additional assessment results.

To protect student confidentiality:

\* refers to groups of less than 6 students.

<5 indicates that a percentage is less than 5%.

>95 indicates that a percentage is greater than 95%.

629 Easy St  
Brookings, OR 97415 (541) 469-7443  
[www.brookings.k12.or.us](http://www.brookings.k12.or.us)

**OUTCOMES** WHAT ARE STUDENTS ACHIEVING IN HIGH SCHOOL?

		District Performance (%)			District Performance (%)	Oregon Performance (%)	Like-District Average (%)
		2013-14	2014-15	2015-16	2016-17	2016-17	2016-17
<b>FRESHMEN ON-TRACK TO GRADUATE</b>	Students who earned 25% of the credits required for a regular diploma by the end of their freshman year.						
	Freshmen on track to graduate within 4 years	59.3	75.5	88.7	91.8	83.4	77.8
		District Performance (%)			District Performance (%)	Oregon Performance (%)	Like-District Average (%)
		2012-13	2013-14	2014-15	2015-16	2015-16	2015-16
<b>GRADUATION RATE</b>	Students earning a standard diploma within four years of entering high school.						
	Overall graduation rate	61.3	63.6	62.2	70.5	74.8	71.3
<b>COMPLETION RATE</b>	Students earning a regular, modified, extended, or adult high school diploma or completing a GED within five years of entering high school.						
	Overall completion rate	82.9	72.8	67.7	77.5	81.9	78.8
<b>DROPOUT RATE</b>	Students who dropped out during the school year and did not re-enroll.						
	Overall dropout rate	5.7	6.0	6.5	5.1	3.9	4.5
		District Performance (%)			District Performance (%)	Oregon Performance (%)	Like-District Average (%)
		2011-12	2012-13	2013-14	2014-15	2014-15	2014-15
<b>CONTINUING EDUCATION</b>	Students continuing their education after high school.						
	Students who enrolled in a community college or four-year school within 16 months of graduation	50.0	47.5	42.1	37.8	57.4	49.1

\*, <5, and >95 are displayed when the data must be suppressed to protect student confidentiality.

**STUDENT GROUP OUTCOMES**

		District Performance (%)	Oregon Performance (%)	Like-District Average (%)	District Performance (%)	Oregon Performance (%)	Like-District Average (%)	District Performance (%)	Oregon Performance (%)	Like-District Average (%)		
	<b>Economically Disadvantaged</b>				<b>American Indian/Alaska Native</b>				<b>Native Hawaiian/Pacific Islander</b>			
	On Track	86.8	75.8	69.4	On Track	85.7	70.3	61.3	On Track	*	76.1	>95
	Graduation	59.8	68.1	65.7	Graduation	71.4	56.4	66.3	Graduation	--	70.1	57.1
	Completion	73.3	76.8	74.1	Completion	83.3	66.7	72.1	Completion	--	73.6	75.0
	Dropout	3.6	4.2	4.6	Dropout	5.0	9.1	9.5	Dropout	--	5.5	5.3
	<b>Ever English Learners</b>				<b>Asian</b>				<b>White</b>			
	On Track	*	78.7	70.1	On Track	*	>95	88.2	On Track	94.0	85.3	79.5
	Graduation	75.0	71.1	46.4	Graduation	100.0	88.0	90.0	Graduation	64.8	76.6	74.6
	Completion	60.0	75.6	49.4	Completion	100.0	91.9	90.0	Completion	77.0	83.9	82.1
	Dropout	0.0	4.0	10.3	Dropout	0.0	1.3	1.7	Dropout	5.7	3.6	3.7
	<b>Students with Disabilities</b>				<b>Black/African American</b>				<b>Female</b>			
	On Track	83.3	69.5	66.1	On Track	*	75.6	64.7	On Track	92.3	86.5	82.0
	Graduation	40.0	55.5	55.1	Graduation	100.0	66.1	72.2	Graduation	73.5	78.4	76.4
	Completion	60.0	64.9	63.2	Completion	--	72.2	73.1	Completion	78.4	84.6	83.6
	Dropout	7.4	5.7	6.1	Dropout	0.0	6.3	5.2	Dropout	5.0	3.4	4.2
	<b>Migrant</b>				<b>Hispanic/Latino</b>				<b>Male</b>			
	On Track	*	76.1	66.7	On Track	92.3	77.3	71.5	On Track	91.4	80.4	74.1
	Graduation	--	68.9	45.7	Graduation	76.9	69.4	54.2	Graduation	66.1	71.4	66.2
	Completion	--	73.8	31.6	Completion	80.0	76.5	60.3	Completion	76.8	79.4	74.2
	Dropout	--	4.0	13.2	Dropout	1.5	4.6	8.2	Dropout	5.2	4.5	4.7
	<b>Talented and Gifted</b>				<b>Multi-Racial</b>							
	On Track	*	>95	>95	On Track	90.0	83.6	76.9				
	Graduation	50.0	92.7	85.9	Graduation	80.8	74.4	72.7				
	Completion	100.0	96.8	97.5	Completion	75.0	81.3	86.6				
	Dropout	0.0	0.6	1.4	Dropout	6.5	4.1	4.6				

On-Track data are based on the 2016-17 school year; all other data are based on the 2015-16 school year.

\*, <5, and >95 are displayed when the data must be suppressed to protect student confidentiality.

629 Easy St  
Brookings, OR 97415 (541) 469-7443  
[www.brookings.k12.or.us](http://www.brookings.k12.or.us)

## CURRICULUM & LEARNING ENVIRONMENT

SCHOOL READINESS	Elementary Schools	Middle Schools	High Schools
	<p>Daily Breakfast in the Classroom Program</p> <p>Full Day Kindergarten</p> <p>Positive Behavior Intervention Program (PBIS)</p> <p>School-based Health Clinic</p> <p>Full-time School Counselor</p> <p>Character First Education Curriculum</p>	<ul style="list-style-type: none"> <li>· Professional Learning Communities</li> <li>· Grade Level Teams</li> <li>· Positive Behavior Interventions and Supports (PBIS)</li> <li>· Intervention system for behavioral and academic needs</li> <li>· Second Steps (Social/Emotional Education)</li> <li>· MindUp: Brain Strategies for Learning and Living</li> <li>· 7 Habits of Highly Effective Teens Instruction</li> <li>· After-School Academy</li> <li>· School Counselor</li> <li>· School-Based Health Clinic</li> </ul>	<ul style="list-style-type: none"> <li>• Students at Brookings Harbor High School learn school-wide behavior expectations through Bruin Pride.</li> <li>• Brookings Harbor High School houses a school-based health clinic.</li> <li>• Free and Reduced Lunch Program</li> <li>• McKinney-Vento Act ensures our homeless students have access to educational materials and educational programs.</li> </ul>
ACADEMIC SUPPORT	Elementary Schools	Middle Schools	High Schools
	<p>Daily Breakfast Program</p> <p>ELL Program</p> <p>Special Education Program: Resource and Adaptive Life Skills Supports</p> <p>Response to Intervention (RTI): Identified Students in grades K-5</p>	<ul style="list-style-type: none"> <li>· Inclusive, Co-teaching, Specialized classes for Special Education</li> <li>· Study Skills</li> <li>· Homework Club</li> <li>· Advisory five days a week</li> <li>· STAR Reading Assessment/Diagnostic/Progress Monitoring</li> <li>· STAR Math Assessment/Diagnostic/Progress Monitoring</li> <li>· Access to Sheltered Instruction Observation Protocol (SIOP) trained teachers for English Language Development (ELD)</li> <li>· Access to Constructing Meaning: Explicit Language for Content Learning</li> </ul>	<ul style="list-style-type: none"> <li>• Freshman on Track Extended Day</li> <li>• The district supports a Bilingual/English as a Second Language program.</li> <li>• Bruin Pride Freshman on Track educational labs</li> <li>• Personalized Learning</li> <li>• Oregon Youth Transition Program</li> <li>• Summer School Online Program for Credit Recovery and Remediation</li> <li>• Our seniors have access to remediation and academic support to meet their essential skills in English Language Arts and Mathematics.</li> <li>• Parent, Family and Community Outreach</li> <li>• Educational Resource Services/Special Education</li> </ul>
ACADEMIC ENRICHMENT	Elementary Schools	Middle Schools	High Schools
	<p>Talented and Gifted Program for Identified Students: Grades 3-5</p>	<ul style="list-style-type: none"> <li>· Advanced Math classes offered to Middle School students</li> <li>· Talented and Gifted (TAG) opportunities for identified students</li> </ul>	<p>At Brookings Harbor High School, our students have access to a wide variety of academic enrichment opportunities. Please find our academic enrichment programs listed below:</p> <ul style="list-style-type: none"> <li>• Students are exposed to multicultural enrichment through our World Language Department. Currently, Brookings Harbor High School offers both Spanish and French 1 and 2. In addition, we offer college level Spanish to our Junior and Seniors. Specifically our Spanish Department offers the curriculum as an immersion program through the Organic World Language program (OWL). Organic World Language provides a space for positive collaboration to create active learning environments that foster student-engagement and empowerment, mirroring an authentic language environment.</li> <li>• Our Honors and Dual Enrollment courses offer students opportunities to delve deeply into subject matter content. These offerings include the following: Freshman and Sophomore Honors ELA; AP Literature and Composition; AP Language and Composition; AP World History; College Level Spanish; AP Calculus; College Biology; Leadership. In addition, we have added three Career Technical Education programs which will all offer college credit.</li> <li>• We have a competitive Choir program that is recognized at the state level for its accomplishments. Students in Sea Breeze travel to compete in choir competitions during the school year. They also have multiple performances in the community throughout the school year.</li> <li>• Brookings Harbor High School's Talented and Gifted Program ensures that any student who has an identified Talented and Gifted plan in place will have access to hundreds of academic courses online offered through the educational format of Edgenuity. The instructional model includes direct instruction video featuring educational experts who explain concepts, model strategies, provide examples, and make real-world connections. Assignments are meaningful and ensure students master key concepts and develop analytical and critical-thinking skills. Diagnostic, formative and summative assessments test for mastery and provide immediate, actionable feedback for students and teachers.</li> <li>• Academic Clubs also offer our students enrichment. We have an annual Student Club Recruitment week each school year in the fall. This means we are always adding new clubs as student needs grow and change. Currently, some of our academic club include the following: National Honor Society; Knowledge Bowl; STEM Activities include Robotics, Computer Science, Digital Manufacturing, Welding and Metal Technologies; Writing Club.</li> <li>• Each school year in the fall, Brookings Harbor High School holds an Academic Excellence Day. This is a school-wide event where Freshmen are taken to the local community to learn about college and career pathways; all our sophomores take the PSAT; juniors participate in the ASVAB; and our seniors participate in college and career planning seminars.</li> </ul>

629 Easy St  
Brookings, OR 97415 (541) 469-7443  
[www.brookings.k12.or.us](http://www.brookings.k12.or.us)

**CURRICULUM & LEARNING ENVIRONMENT CONTINUED . . .**

CAREER & TECHNICAL EDUCATION		Middle Schools	High Schools
		<ul style="list-style-type: none"> <li>· Computers 101</li> <li>· Gardening</li> <li>· Art (Drawing)</li> <li>· STEM Club</li> </ul>	<ul style="list-style-type: none"> <li>•Digital Design CTE and Skill Set</li> <li>•Health Services CTE and Skill Set</li> <li>•STEM Career Technical Education Skill Set</li> <li>•Early Childhood Education Program</li> </ul>
EXTRACURRICULAR ACTIVITIES	Elementary Schools	Middle Schools	High Schools
	Kalmiopsis PTO	<ul style="list-style-type: none"> <li>· Sports: Wrestling, Volleyball, Football, Basketball, Track, Cross Country, Dance</li> <li>· STEM, Cooking, Foreign Language, Water coloring, Guitar/Ukulele, Battle of the Books, Sewing, NaNoWriMo,</li> <li>· STEM Science Camp</li> </ul>	<ul style="list-style-type: none"> <li>•Athletics</li> <li>•Student clubs</li> <li>•Visual and Performing arts is a vital part of our academic program as well as our extracurricular program</li> </ul>

Data and information in the Curriculum and Learning Environment section were provided by local schools and districts, and were not verified by the Oregon Department of Education.