

2010 Oregon Student Wellness Survey



Azalea Middle - Brookings-Harbor SD 17C

Oregon Department of Human Services Addictions and Mental Health Division

Conducted by International Survey Associates dba Pride Surveys

Contents

1 INTRODUCTION	9
1.1 Participants by Gender	10
1.2 Race and Ethnicity	10
1.3 Language Used at Home	10
2 SCHOOL CLIMATE	11
2.1 Supportive Atmosphere	11
2.2 Attachment to School	13
2.3 Opportunities for Participation	15
2.4 Safe Environment	17
3 POSITIVE YOUTH DEVELOPMENT	22
3.1 PYD Benchmark	22
3.2 General Health	22
3.3 Competence, Confidence, Support and Service	22
4 MENTAL AND EMOTIONAL HEALTH	24
4.1 Psychological Distress	24
4.2 Depression and Suicide Ideation	24
5 PROBLEM GAMBLING	27
5.1 Types of Gambling	27
5.2 Risk of Problem Gambling	28
5.3 Communication about the Risks of Gambling	28
6 SUBSTANCE USE	33
6.1 Abstinence from Substance Use	33
6.2 Substance Use in the Past 30 Days	34
6.3 Average Age of First Use	37
6.4 Factors Associated with Initiation of Substance Use	40
6.5 Availability	40
6.6 Parental Attitude toward Substance Use	40
6.7 Student Attitude toward Substance Use	41
6.8 Perceived Risk of Harm	41
6.9 Communication about Substance Use	42
7 DRUG FREE COMMUNITIES CORE MEASURES	43
7.1 30 Day Use	43
7.2 Perception of Moderate or Great Risk	44
7.3 Parents Feel It Would Be Wrong or Very Wrong	44
7.4 Average Age (in years) of Onset	44
8 RISK AND PROTECTIVE FACTORS	45
8.1 Community Factors	46

8.2 Family Factors	46
8.3 School Factors	46
8.4 Peer / Individual Factors	46
A FREQUENCY DISTRIBUTION TABLES	51
A.1 Frequency Distribution Tables	51
A.1.1 Demographics	51
A.1.2 Transitions and Mobility	52
A.2 School Climate	53
A.2.1 Academic Performance	53
A.2.2 School Commitment	54
A.2.3 Opportunities for Prosocial Involvement in School	55
A.2.4 Rewards for Prosocial Involvement in School	56
A.2.5 Supportive Atmosphere in School	57
A.2.6 Safe School Environment	58
A.2.7 Harassment and Bullying	60
A.3 Social, Emotional and Mental Health	61
A.3.1 Positive Youth Development	61
A.3.2 Mental Health Inventory	63
A.3.3 Depression and Suicidality	64
A.3.4 Problem Gambling	65
A.4 Substance Use	68
A.4.1 Tobacco Use	68
A.4.2 Alcohol Use	69
A.4.3 Alcohol-related Risk Behaviors and Consequences	72
A.4.4 Marijuana Use	73
A.4.5 Other Drug Use	74
A.4.6 Lifetime Drug Use	77
A.4.7 Perceived Availability of Drugs	79
A.4.8 Perceived Risk of Harm from Substance Use	80
A.4.9 Communication about Substance Use	81
A.5 Antisocial Behavior	82
A.5.1 Antisocial Behavior	82
A.6 Parenting and Parental Attitudes	84
A.6.1 Family Management	84
A.6.2 Parental Attitudes towards Substance Use	86
A.6.3 Parental Attitudes towards Antisocial Behavior	86
A.7 Influence of Friendships	87
A.7.1 Friends' Drug Use	87
A.7.2 Friends' Delinquent Behaviors	88
A.7.3 Rewards for Antisocial Involvement	90
A.7.4 Attitudes towards Student Substance Use	91
A.8 Community Laws and Norms	92
A.8.1 Norms about Kids' Drug Use	92
A.8.2 Community Law Enforcement	92

A.9 Risk and Protective Factors	93
A.9.1 Risk and Protective Factors	93

B SWS QUESTIONNAIRES 96

List of Tables

1 Participants by Gender	10
2 Race and Ethnicity	10
3 Hispanic/Latino?	10
4 Language Used at Home	10
5 Supportive Atmosphere	11
6 Attachment to School	13
7 Opportunities for Participation	15
8 Safe Environment	17
9 Harassment	17
10 Serious Problem Behaviors	20
11 PYD Benchmark	22
12 General Health	22
13 Competence, Confidence, Support and Service	22
14 Psychological Distress	24
15 MHI-5 Questions	24
16 Depression and Suicide Ideation	25
17 Types of Gambling	27
18 Gambling Amounts	28
19 Signs of Problem Gambling	28
20 Communication About the Risks of Gambling	28
21 Abstinence from Substance Use	33
22 Substance Use in the Past 30 Days	34
23 Average Age of First Use	37
24 Availability	40
25 Parental Attitude toward Substance Use	40
26 Student Attitude toward Substance Use	41
27 Perceived Risk of Harm	41
28 Communication about Substance Use	42
29 30 Day Use	43
30 Perception of Moderate or Great Risk	44
31 Parents Feel It Would Be Wrong or Very Wrong	44
32 Average Age (in years) of Onset	44
33 Community Factors	46
34 Family Factors	46
35 School Factors	46
36 Peer / Individual Factors	46
37 How old are you?	51
38 What is your sex?	51

39 In what grade are you?	51
40 What is your race?	52
41 Are you Hispanic or Latino?	52
42 What is the language you use most often at home?	52
43 Have you changed homes in the past year?	52
44 Have you changed schools (including changing from elementary to middle or middle to high school) in the past year?	52
45 How many times have you changed homes since kindergarten?	52
46 How many times have you changed schools (including changing from elementary to middle or middle to high school) since kindergarten?	53
47 Are your school grades better than the grades of most students in your class?	53
48 Putting them all together, what were your grades like last year?	53
49 During the LAST FOUR WEEKS how many whole days have you missed because you skipped or "cut"?	54
50 How important do you think the things you are learning in school are going to be for your later life?	54
51 How interesting are most of your courses to you?	54
52 How often do you feel that the school work you are assigned is meaningful and important?	54
53 Now, thinking back over the past year in school, how often did you enjoy being in school?	55
54 Now, thinking back over the past year in school, how often did you hate being in school?	55
55 Now, thinking back over the past year in school, how often did you try to do your best work in school?	55
56 I have lots of chances to be part of class discussions or activities.	55
57 In my school, students have lots of chances to help decide things like class activities and rules.	56
58 Teachers ask me to work on special classroom projects.	56
59 There are lots of chances for students in my school to get involved in sports, clubs, and other school activities outside of class.	56
60 My teacher(s) notices when I am doing a good job and lets me know about it.	56
61 My teachers praise me when I work hard in school.	57
62 The school lets my parents know when I have done something well.	57
63 In my school, teachers treat students with respect.	57
64 I can talk to teachers openly and freely about my concerns.	57
65 There are lots of chances for students in my school to talk with a teacher.	58
66 Most students at my school help each other when they are hurt or upset.	58
67 Students are picked on by other students for working hard at our school.	58
68 I feel safe at my school.	58

69	During the past 30 days, on how many days did you not go to school because you felt you would be unsafe at school or on your way to or from school?	59
70	During the past 12 months, how many times were you in a physical fight on school property?	59
71	How many times in the past year (12 months) have you been drunk or high at school?	59
72	How many times in the past year (12 months) have you been suspended from school?	59
73	How many times in the past year (12 months) have you taken a handgun to school?	60
74	Harassment about your race or ethnic origin.	60
75	Unwanted sexual comments or attention.	60
76	Harassment because someone thought you were gay, lesbian, bisexual or transgender.	60
77	Harassment about your weight, clothes, acne, or other physical characteristics.	61
78	Harassment about your group of friends.	61
79	Harassment for other reasons.	61
80	Positive Youth Development	61
81	Would you say that in general your physical health is...	61
82	Would you say that in general your emotional and mental health is...	62
83	I can do most things if I try.	62
84	I can work out my problems.	62
85	I volunteer to help others in my community.	62
86	There is at least one teacher or other adult in my school that really cares about me.	62
87	Mental Health Inventory 5	63
88	During the past 30 days, how much of the time have you been a happy person?	63
89	During the past 30 days, how much of the time have you felt calm and peaceful?	63
90	During the past 30 days, how much of the time have you been a very nervous person?	63
91	During the past 30 days, how much of the time have you felt downhearted and blue?	64
92	During the past 30 days, how much of the time have you felt so down in the dumps that nothing could cheer you up?	64
93	During the past 12 months did you ever feel so sad or hopeless almost every day for two weeks or more in a row that you stopped doing some usual activities?	64
94	During the past 12 months did you ever seriously consider attempting suicide?	64
95	During the past 12 months how many times did you actually attempt suicide?	65

96	Please mark ALL the different types of gambling that you have bet on, if any, during the last 30 days:	65
97	During the last 12 months, have you ever felt bad about the amount you bet, or about what happens when you bet money?	66
98	During the last 12 months, have you ever felt that you would like to stop betting money but didn't think you could?	66
99	In total, how much money have you bet in any form (lottery, card games, bingo, internet, sports, with friends) in the past three months?	66
100	Have you ever lied to anyone about betting/gambling?	66
101	Have you ever bet/gambled more than you wanted to?	67
102	Have your parents ever talked to you about the risks of betting/gambling?	67
103	Have your teachers ever talked to you about the risks of betting/gambling?	67
104	During the past 30 days, on how many days did you smoke cigarettes?	68
105	During the past 30 days, on how many days did you use other tobacco products?	68
106	Used cigarettes or other tobacco products in the past 30 days	68
107	How old were you when you smoked a whole cigarette for the first time?	68
108	Average age the first time a whole cigarette was smoked	68
109	How old were you when you first used tobacco products other than cigarettes such as snuff, chewing tobacco, and smoking tobacco from a pipe?	69
110	Average age the first time tobacco products other than cigarettes were used	69
111	During the past 30 days, on how many days did you have at least one drink of alcohol?	69
112	During the past 30 days, on how many days did you have 5 or more drinks of alcohol in a row, that is, within a couple of hours?	69
113	How old were you when you had your first drink of alcohol other than a few sips?	70
114	Average age of first alcohol use (more than a sip or two)	70
115	How old were you when you first began drinking alcoholic beverages regularly, that is, at least once or twice a month?	70
116	Average age when first began drinking alcoholic beverages regularly (at least once or twice a month)	70
117	During the past 30 days, what type of alcohol did you usually drink? Select only one response.	71
118	During the past 30 days, how did you usually get the alcohol you drank? Select only one response.	71
119	During the past 30 days, how many times did you ride in a vehicle driven by a parent or other adult who had been drinking alcohol?	72
120	During the past 30 days, how many times did you ride in a vehicle driven by a teenager who had been drinking alcohol?	72

121	During the past 30 days, how many times did you drive a car or other vehicle when you had been drinking alcohol?	72
122	In the last 12 months, which of the following have you experienced? Please mark all that apply.	73
123	During the past 30 days, on how many days did you use marijuana?	73
124	During the past 30 days, how many times did you use marijuana?	73
125	How old were you when you tried marijuana for the first time?	74
126	Average age of first marijuana use	74
127	During the past 30 days, on how many days did you sniff glue, breathe the contents of aerosol spray cans, or any paints or sprays to get high?	74
128	During the past 30 days, on how many days did you use prescription drugs (without a doctor's orders) to get high?	74
129	During the past 30 days, on how many days did you use any form of cocaine, including powder, crack or freebase?	75
130	During the past 30 days, on how many days did you use ecstasy (also called MDMA)?	75
131	During the past 30 days, on how many days did you use heroin or other opiates or narcotics?	75
132	During the past 30 days, on how many days did you use LSD or other hallucinogens or psychedelics?	75
133	During the past 30 days, on how many days did you use methamphetamines (also called speed, crystal, crank or ice)?	76
134	Used any drugs in past 30 days (includes any use of marijuana, inhalants, prescription drugs, cocaine, ecstasy, heroin, hallucinogens or methamphetamines)	76
135	Used illicit drugs in past 30 days (includes any use of marijuana, cocaine, ecstasy, heroin, hallucinogens or methamphetamines)	76
136	Used illicit drugs other than marijuana (includes any use of cocaine, ecstasy, heroin, hallucinogens or methamphetamines)	76
137	During your life, how many times have you sniffed glue, breathed the contents of aerosol spray cans, or inhaled any paints or sprays to get high?	77
138	During your life, how many times have you taken steroid pills or shots without a doctor's prescription?	77
139	During your life, how many times have you used any form of cocaine, including powder, crack, or freebase?	77
140	During your life, how many times have you used ecstasy (also called MDMA)?	77
141	During your life, how many times have you used heroin (also called smack, junk, or China White)?	78
142	During your life, how many times have you used methamphetamines (also called speed, crystal, crank, or ice)?	78
143	During your life, how many times have you used a needle to inject any illegal drug into your body?	78

144	Lifetime drug use (includes any use of marijuana, inhalants, cocaine, ecstasy, heroin, or methamphetamines)	78
145	Lifetime illicit drug use (includes any use of marijuana, cocaine, ecstasy, heroin, or methamphetamines)	78
146	Lifetime use of illicit drugs other than marijuana (includes any use of cocaine, ecstasy, heroin, or methamphetamines)	79
147	If you wanted to get some cigarettes, how easy would it be for you to get some?	79
148	If you wanted to get some beer, wine or hard liquor (for example, vodka, whiskey, or gin), how easy would it be for you to get some?	79
149	If you wanted to get some marijuana, how easy would it be for you to get some?	79
150	If you wanted to get a drug like cocaine, LSD, or amphetamines, how easy would it be for you to get some?	80
151	How much do you think people risk harming themselves (physically or in other ways) if they smoke one or more packs of cigarettes per day?	80
152	How much do you think people risk harming themselves (physically or in other ways) if they take one or two drinks of an alcoholic beverage (beer, wine, or liquor) nearly every day?	80
153	How much do you think people risk harming themselves (physically or in other ways) when they have five or more drinks of an alcoholic beverage once or twice a week?	80
154	How much do you think people risk harming themselves (physically or in other ways) if they try marijuana once or twice?	81
155	How much do you think people risk harming themselves (physically or in other ways) if they smoke marijuana once or twice a week?	81
156	During the past 12 months have you talked with at least one of your parents about the dangers of tobacco, alcohol, or drug use?	81
157	During the past 12 months have you had a special class about drugs or alcohol in school?	81
158	During the past 12 months do you recall hearing, reading, or watching an advertisement about prevention of substance abuse?	82
159	Would you be more or less likely to want to work for an employer that tests its employees for drug or alcohol use on a random basis?	82
160	During the past 12 months how many times were you in a physical fight on school property?	82
161	How many times in the past year (12 months) have you attacked someone with the idea of seriously hurting them?	83
162	How many times in the past year (12 months) have you been arrested?	83
163	How many times in the past year (12 months) have you carried a handgun?	83
164	How many times in the past year (12 months) have you sold illegal drugs?	83

165	How many times in the past year (12 months) have you stolen or tried to steal a motor vehicle such as a car or motorcycle?	84
166	If you carried a handgun without your parents' permission, would you be caught by your parents?	84
167	If you drank some beer or wine or liquor (for example, vodka, whiskey, or gin) without your parents' permission, would you be caught by your parents?	84
168	If you skipped school would you be caught by your parents?	85
169	My family has clear rules about alcohol and drug use.	85
170	My parents ask if I've gotten my homework done.	85
171	The rules in my family are clear.	85
172	When I am not at home, one of my parents knows where I am and who I am with.	85
173	Would your parents know if you did not come home on time?	85
174	How wrong do your parents feel it would be for you to smoke cigarettes?	86
175	How wrong do your parents feel it would be for you to drink beer, wine or hard liquor (for example, vodka, whiskey or gin) regularly (at least once or twice a month)?	86
176	How wrong do your parents feel it would be for you to smoke marijuana?	86
177	How wrong do your parents feel it would be for you to draw graffiti, or write things or draw pictures on buildings or other property (without the owner's permission)?	86
178	How wrong do your parents feel it would be for you to pick a fight with someone?	87
179	How wrong do your parents feel it would be for you to steal something worth more than \$5?	87
180	In the past year (12 months), how many of your best friends have smoked cigarettes?	87
181	In the past year (12 months), how many of your best friends have tried beer, wine or hard liquor (for example, vodka, whiskey or gin) when their parents didn't know about it?	87
182	In the past year (12 months), how many of your best friends have used marijuana?	88
183	In the past year (12 months), how many of your best friends have used LSD, cocaine, amphetamines, or other illegal drugs?	88
184	In the past year (12 months), how many of your best friends have been arrested?	88
185	In the past year (12 months), how many of your best friends have been suspended from school?	88
186	In the past year (12 months), how many of your best friends have carried a handgun?	89
187	In the past year (12 months), how many of your best friends have dropped out of school?	89

188	In the past year (12 months), how many of your best friends have sold illegal drugs?	89
189	In the past year (12 months), how many of your best friends have stolen or tried to steal a motor vehicle such as a car or motorcycle?	89
190	What are the chances you would be seen as cool if you began drinking alcoholic beverages regularly, that is, at least once or twice a month?	90
191	What are the chances you would be seen as cool if you smoked marijuana?	90
192	What are the chances you would be seen as cool if you carried a handgun?	90
193	What are the chances you would be seen as cool if you smoked cigarettes?	90
194	How wrong do you think it is for someone your age to smoke one or more packs of cigarettes a day?	91
195	How wrong do you think it is for someone your age to have one or two drinks of an alcoholic beverage nearly every day?	91
196	How wrong do you think it is for someone your age to try marijuana once or twice?	91
197	How wrong do you think it is for someone your age to use marijuana once a month or more?	91
198	How wrong would most adults (over 21) in your neighborhood think it is for kids your age to drink alcohol?	92
199	How wrong would most adults (over 21) in your neighborhood think it is for kids your age to smoke cigarettes?	92
200	How wrong would most adults (over 21) in your neighborhood think it is for kids your age to use marijuana?	92
201	If a kid drank some beer, wine or hard liquor (for example, vodka, whiskey, or gin) in your neighborhood would he or she be caught by the police?	92
202	If a kid smoked marijuana in your neighborhood would he or she be caught by the police?	93
203	Transitions and mobility (risk)	93
204	Laws and norms favorable to drug use (risk)	93
205	Perceived availability of drugs (risk)	93
206	Poor family management (risk)	94
207	Parental attitudes toward substance use (risk)	94
208	Parental attitudes toward antisocial behavior (risk)	94
209	Academic failure (risk)	94
210	Low commitment to school (risk)	94
211	School opportunities for prosocial involvement (protective)	94
212	School rewards for prosocial involvement (protective)	95
213	Perceived risks of substance use (risk)	95
214	Friends' use of drugs (risk)	95
215	Friends' delinquent behavior (risk)	95

216	Peer rewards for antisocial behavior (risk)	95
217	Attitudes toward antisocial behavior (risk)	95

List of Figures

1	Supportive Atmosphere	12
2	Attachment to School	14
3	Opportunities for Participation	16
4	Harassment - Grade 6	18
5	Harassment - Grade 8	19
6	Serious Problem Behaviors	21
7	Positive Youth Development - Grade 8	23
8	Psychological Distress, Depression and Suicide	26
9	Gambling - Grade 6	29
10	Gambling - Grade 8	30
11	Amount of Money Bet	31
12	Signs of Problem Gambling	32
13	Alcohol, Tobacco and Other Drug Use - Grade 6	35
14	Alcohol, Tobacco and Other Drug Use - Grade 8	36
15	Age of First Use - Grade 6	38
16	Age of First Use - Grade 8	39
17	Risk Factors - Grade 6	47
18	Risk Factors - Grade 8	48
19	Protective Factors - Grade 6	49
20	Protective Factors - Grade 8	50

1 INTRODUCTION

This is a report of key findings from the *Oregon Student Wellness Survey*, a survey of 6th, 8th and 11th grade youth, conducted in the spring of 2010. The *Oregon Student Wellness Survey* is an anonymous and voluntary survey sponsored by the Oregon Department of Human Services (DHS) in collaboration with the Oregon Department of Education. DHS contracted with International Survey Associates to recruit schools, administer the survey and report survey results. The survey was available free of charge to all Oregon schools that chose to participate including public, charter and private. Schools that agreed to participate in the *Oregon Student Wellness Survey* were given the option of administering the survey either online over the Internet or by paper and pencil with the schools determining which method would be best for their particular circumstances.

The *Oregon Student Wellness Survey* was designed to assess a wide range of topics that included school climate, positive youth development, mental health, substance use, problem gambling, fighting and other problem behaviors. In addition the survey collected information about risk and protective factors associated with these behaviors.

Student Wellness Survey results are used by schools, state and local agencies, organizations and communities to assess and monitor the health and well being of Oregon youth and the environments in which they live. *Student Wellness Survey* data can serve as a valuable tool for program planning, implementation, and evaluation. The data are essential information for communications with legislators and the public, and communities and local agencies will find the data improves their ability to procure funding by providing the baseline data needed for grant writing. In these ways, schools, communities and policy makers will find themselves poised to make effective decisions about health related policies, services, programs and educational activities.

The *Oregon Student Wellness Survey* was designed as a split survey. The 6th grade version of the survey consisted of a subset of the questions found on the 8th and 11th grade versions. In order to provide results that spanned all grade levels in a single report, the data for questions that did not appear on the 6th grade version appear in this report as missing.

This report is divided into topic specific sections. Each section provides a brief overview of the topic, followed by summary data tables that include results for all three grades and compares local data to that of the state. The state data for this report has been weighted based on enrollment numbers. The school data in this report is unweighted.

Your questions, concerns and comments are invited. For more information about the theory behind the content of the *Oregon Student Wellness Survey* or how to use survey results for prevention planning, contact:

Rick Cady rick.f.cady@state.or.us

503-945-5727

Prevention Manager

Program and Policy Development Unit

DHS Addictions and Mental Health Division

500 Summer St NE, E-86

Salem, OR 97301

For technical assistance please contact:

Geralyn Brennan geralyn.brennan@state.or.us

503-947-2319

Prevention Epidemiologist

Program Analysis and Evaluation Unit

DHS Addictions and Mental Health Division

500 Summer St NE, E-86

Salem, OR 97301

1.1 Participants by Gender

Table 1: Participants by Gender

	Grade 6		Grade 8	
	School	State	School	State
Female	69	8,778	53	9,756
Male	55	8,614	71	9,611
NA*	2	102	0	98
TOTAL	126	17,494	124	19,465

* NA - No Answer

1.2 Race and Ethnicity

Schools throughout Oregon vary considerably in the racial and ethnic composition of their students. The *Student Wellness Survey* asks one question about race and another about Hispanic or Latino ethnicity.

The table below shows the percentage of students that self-identified as...

Table 2: Race and Ethnicity

	Grade 6		Grade 8	
	School	State	School	State
American Indian or Alaska Native	7.4	6.6	11.2	4.6
Asian	4.1	4.8		4.6
Black or African American	3.3	4.5	0.9	4.8
Native or Other Pacific Islander	5.8	4.4	0.9	3.9
White	79.3	79.7	87.1	82.1

Percentages exclude missing answers.

The table below shows the student responses to the question "Are you Hispanic or Latino?"

Table 3: Hispanic/Latino?

	Grade 6		Grade 8	
	School	State	School	State
Yes	19.6	23.3	16.9	21.1
No	80.4	76.7	83.1	78.9

Percentages exclude missing answers.

1.3 Language Used at Home

Students were asked what language they used most often at home.

Table 4: Language Used at Home

	Grade 6		Grade 8	
	School	State	School	State
English	95.2	85.4	93.5	87.9
Spanish	4.0	11.6	4.8	9.0
Another language	0.8	3.0	1.6	3.1

Percentages exclude missing answers.

2 SCHOOL CLIMATE

School climate is an important issue to parents, administrators and the community. The environment within a school directly impacts students' academic, social, emotional and mental states. Respectful, supportive relationships among students, teachers and parents are fundamental. When students have opportunities to collaborate and share a sense of purpose and ideals, students, faculty and staff look forward to walking through the schoolhouse door. When students are attached to school and to prosocial teachers and peers, they are more likely to behave in prosocial ways themselves, and to avoid engaging in high-risk behaviors.

There is strong evidence that the learning environment influences student attachment to school. Classroom and school interventions that make the learning environment safer, more caring, better managed and highly participatory and that enhance students' social competence have been shown to increase student attachment to school. A comprehensive assessment of school climate involves input from students, faculty and staff on a wide range of topics. The data collected with the *Oregon Student Wellness Survey* deals exclusively with the student perception aspect of school climate. It provides an assessment of whether students feel they belong, are valued and physically and emotionally safe at school.

2.1 Supportive Atmosphere

In supportive atmospheres students feel more comfortable approaching and interacting with teachers and peers, thereby strengthening their relationships.

The table below reports the percentage of students that agree with the following statements.

Table 5: Supportive Atmosphere

	Grade 6		Grade 8	
	School	State	School	State
My teacher(s) notices when I am doing a good job and lets me know about it.	71.2	79.1	69.2	70.7
The school lets my parents know when I have done something well.	42.3	50.9	30.5	39.1
I can talk to teachers openly and freely about my concerns.	65.5	68.8	35.0	51.8
In my school, teachers treat students with respect.	0.0	0.0	59.2	75.2
Most students at my school help each other when they are hurt or upset.	0.0	0.0	60.0	68.9
Students are picked on by other students for working hard at our school.	0.0	0.0	40.0	35.9

Percentages exclude missing answers.

Supportive Atmosphere

Azalea Middle - Brookings-Harbor SD 17C

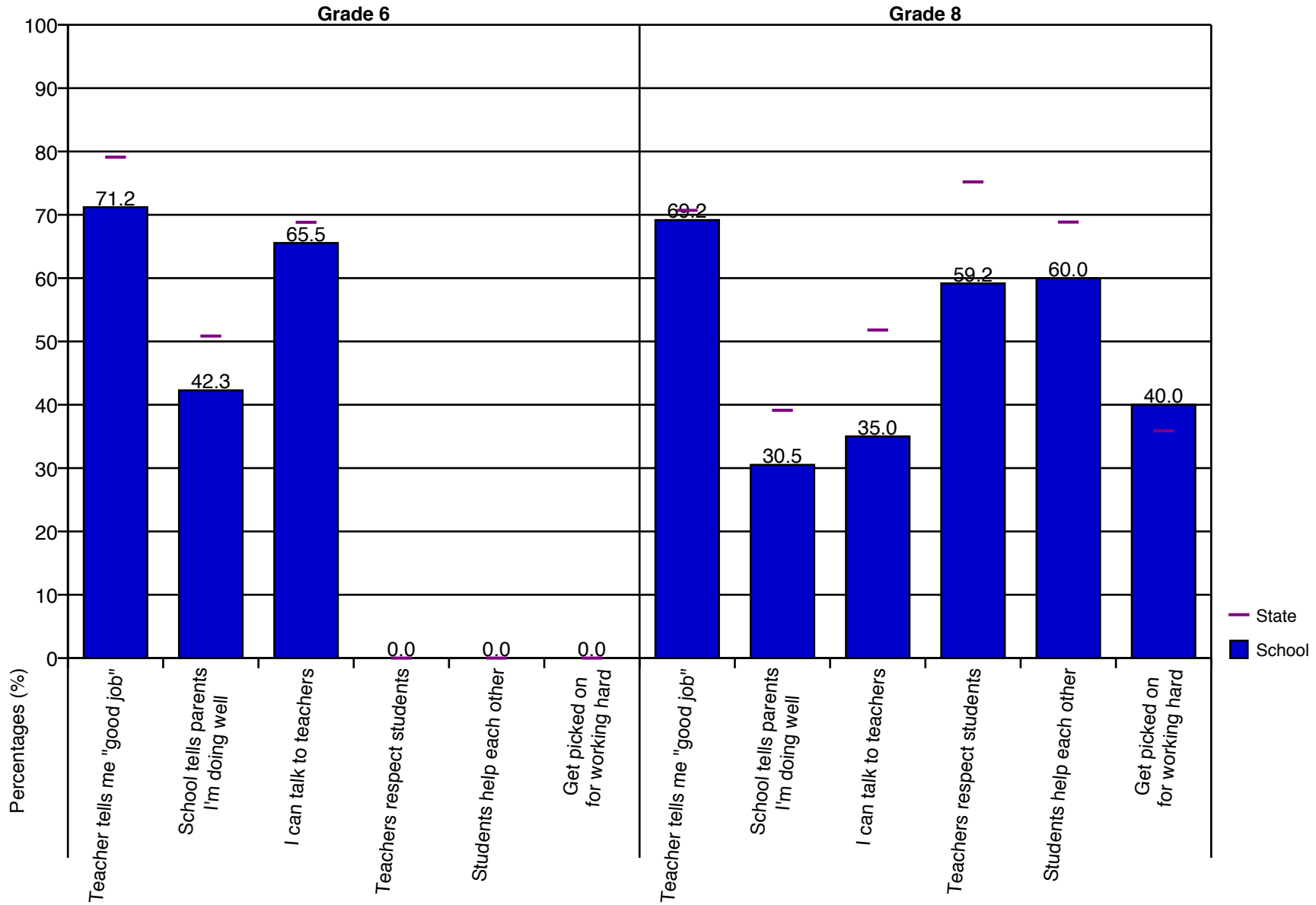


Figure 1: Supportive Atmosphere

2.2 Attachment to School

Students who feel their courses are interesting, assignments are important, and what they are learning in school will be valuable to them later in life, are better prepared to make successful transitions after graduation. Young people who do not feel a part of society, are not bound by rules, don't believe in trying to be successful or responsible are at high risk of academic failure and developing mental, emotional or behavioral disorders.

The table below reports the percentage of students that reported "often" or "almost always." for the first three questions, "very interesting" or "quite interesting" for the fourth question and "very important" or "quite important" for the fifth question.

Table 6: Attachment to School

	Grade 6		Grade 8	
	School	State	School	State
Enjoyed being in school over the past year	59.2	59.5	42.5	47.7
Hated being in school over the past year	23.8	21.2	31.1	29.4
Feel that assigned school work is meaningful and important	57.1	62.8	40.0	41.4
Feel most courses are interesting	59.2	57.8	30.0	38.1
Think the things you are learning in school are going to be important for your later life.	76.6	85.2	67.8	70.3

Percentages exclude missing answers.

Attachment to School
Azalea Middle - Brookings-Harbor SD 17C

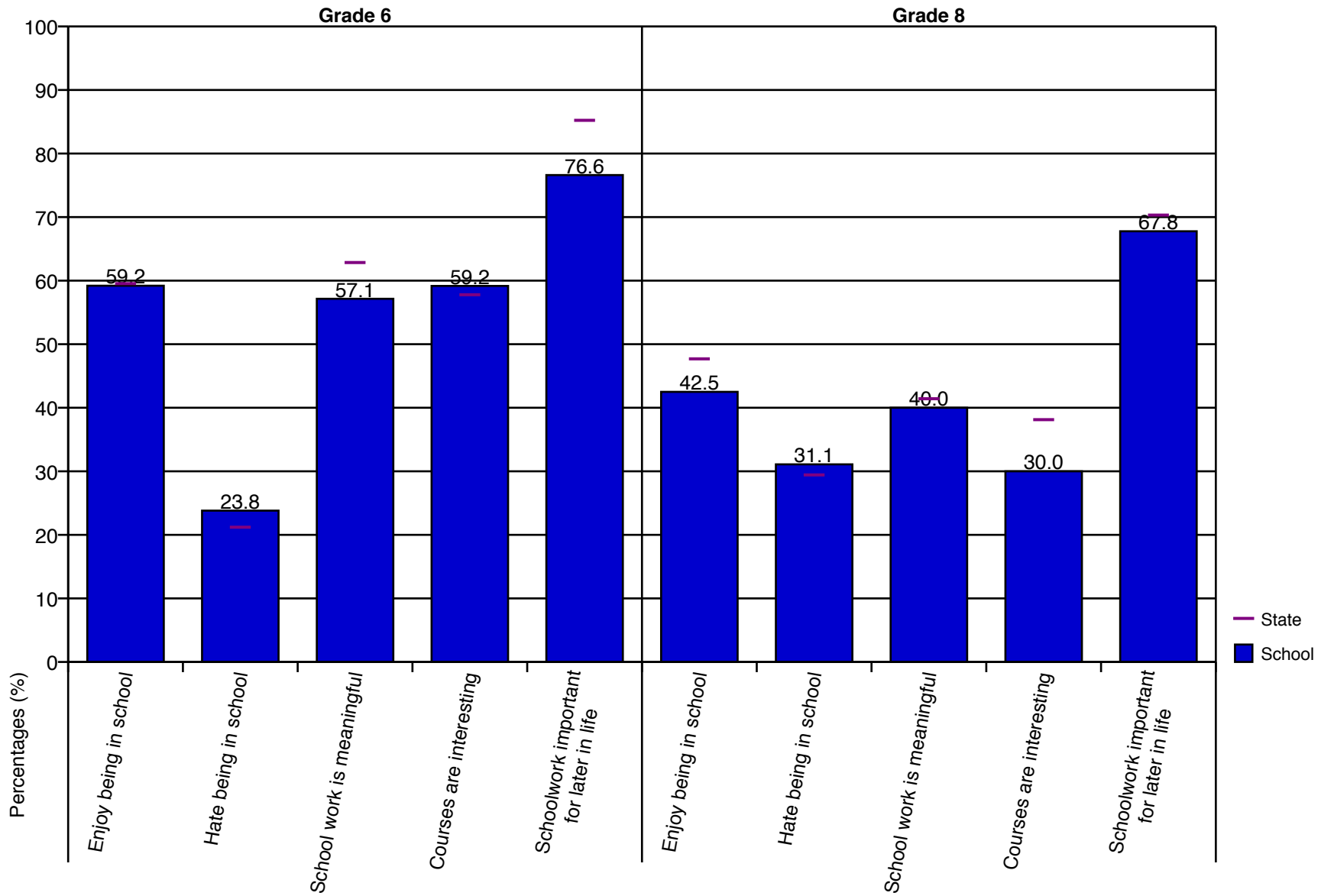


Figure 2: Attachment to School

2.3 Opportunities for Participation

When young people are given many opportunities to participate meaningfully in school activities that are important to them, they are less likely to engage in problem behaviors. When opportunities are available for positive participation outside of class, children are less likely to engage in substance use, and other problem behaviors.

The table below shows the percentage of students that agree with the following statements about their school.

Table 7: Opportunities for Participation

	Grade 6		Grade 8	
	School	State	School	State
I have lots of chances to be part of class discussions or activities.	77.8	85.9	81.7	84.0
Teachers ask me to work on special classroom projects.	50.0	54.2	52.9	43.5
In my school, students have lots of chances to help decide things like class activities and rules.	67.2	67.1	43.7	54.5
There are lots of chances for students in my school to get involved in sports, clubs, and other school activities outside of class.	85.2	87.1	88.2	84.9

Percentages exclude missing answers.

Opportunities for Participation

Azalea Middle - Brookings-Harbor SD 17C

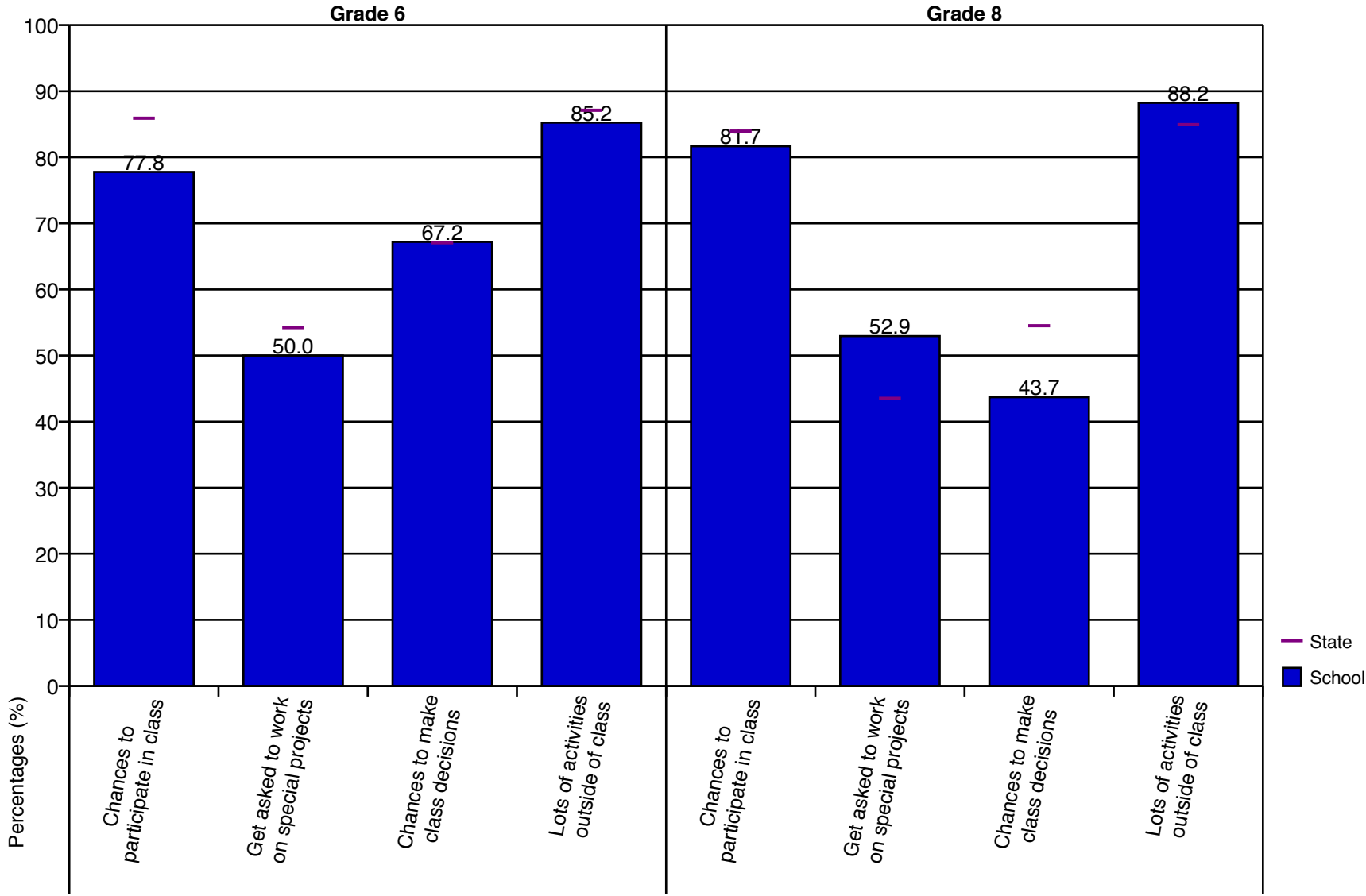


Figure 3: Opportunities for Participation

2.4 Safe Environment

Students who are harassed, feel unsafe or otherwise victimized are more likely to cut classes, skip school, feel depressed or are involved in problem behaviors. Comprehensive discipline, positive behavior support and anti-bullying programs in schools have been shown to reduce the incidence of harassment.

Table 8: Safe Environment

	Grade 6		Grade 8	
	School	State	School	State
I feel safe at my school.	79.2	85.6	76.7	81.5
Did not go to school one or more times in the past 30 days because you felt unsafe at school or on your way to or from school	12.5	9.3	10.7	8.3

Percentages exclude missing answers.

This table shows the percentage of students that have been harassed during the past 30 days. Students were asked to indicate whether they were harassed at school or on the way to or from school for any of the following reasons.

Table 9: Harassment

	Grade 6		Grade 8	
	School	State	School	State
Your race or ethnic origin	8.4	7.5	7.5	14.4
Unwanted sexual comments or attention	19.3	10.6	23.3	21.7
Someone thought you were gay, lesbian, bisexual or transgender	11.9	20.4	9.2	14.6
Your weight, clothes, acne or other physical characteristic	34.7	19.9	28.9	27.2
Your group of friends	24.8	13.6	21.5	22.5
Harassment for other reasons.	37.3	30.2	40.0	31.5
Any harassment in the past 30 days	56.2	45.4	52.1	52.5

Percentages exclude missing answers.

Harassment - Grade 6
Azalea Middle - Brookings-Harbor SD 17C

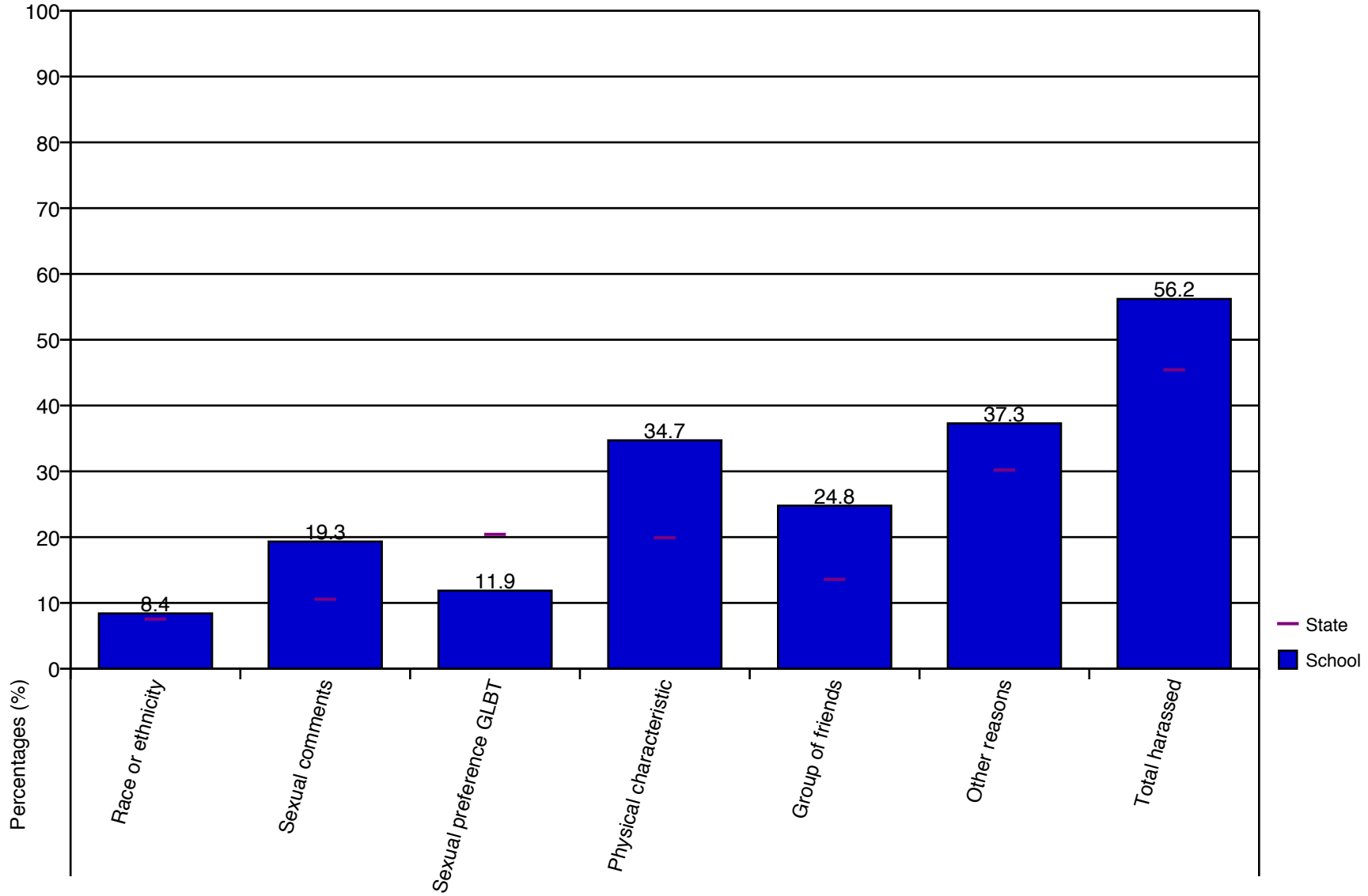


Figure 4: Harassment - Grade 6

Harassment - Grade 8
Azalea Middle - Brookings-Harbor SD 17C

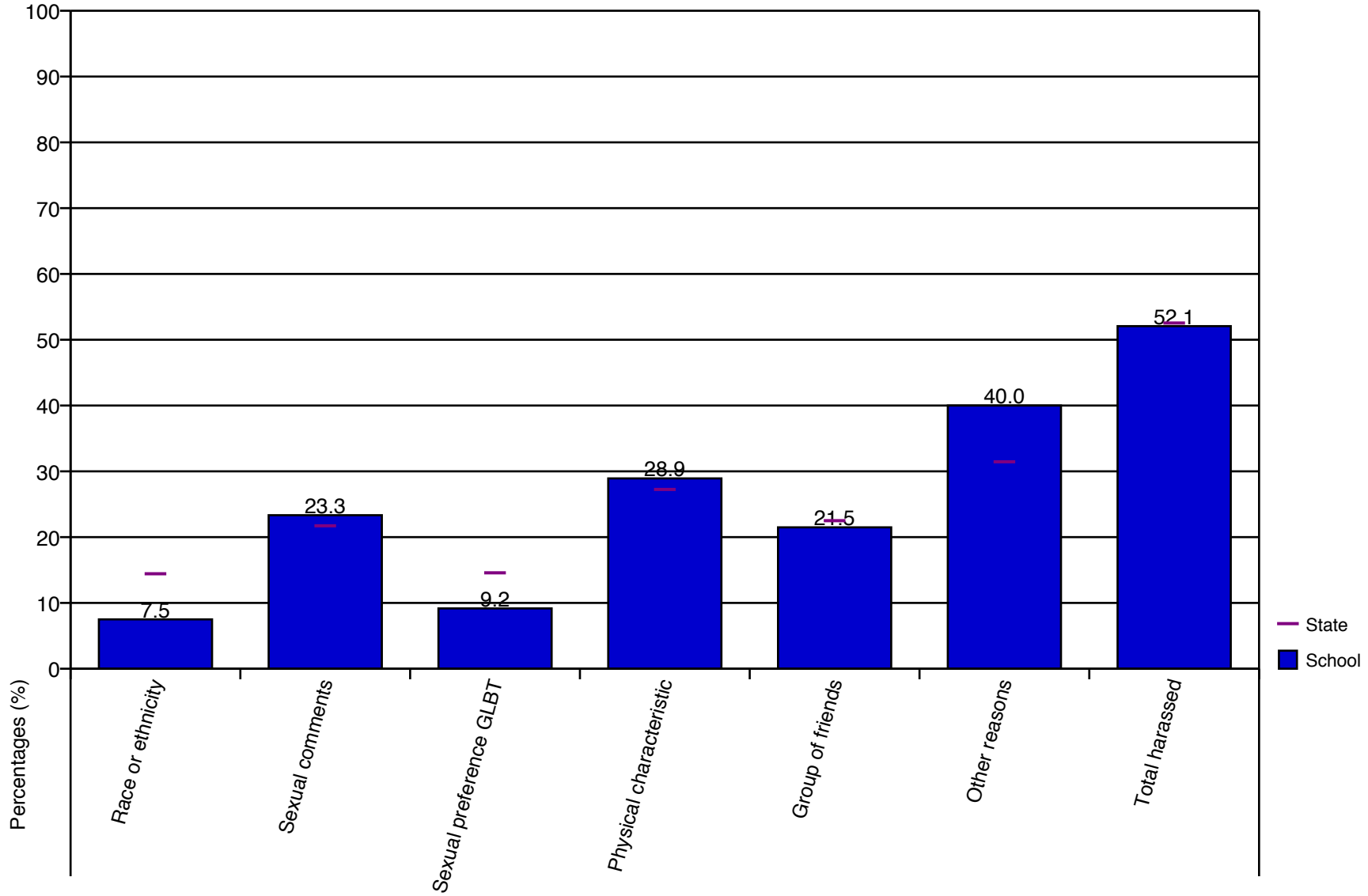


Figure 5: Harassment - Grade 8

This table shows the prevalence of other serious problem behaviors reported to have occurred in the past 12 months at school.

Table 10: Serious Problem Behaviors

	Grade 6		Grade 8	
	School	State	School	State
Have been drunk or high at school	0.0	0.0	6.7	10.1
Were in a physical fight on school property	25.6	21.6	20.7	21.4
Took a handgun to school	0.0	0.0	0.8	1.4

Percentages exclude missing answers.

Serious Problem Behaviors
Azalea Middle - Brookings-Harbor SD 17C

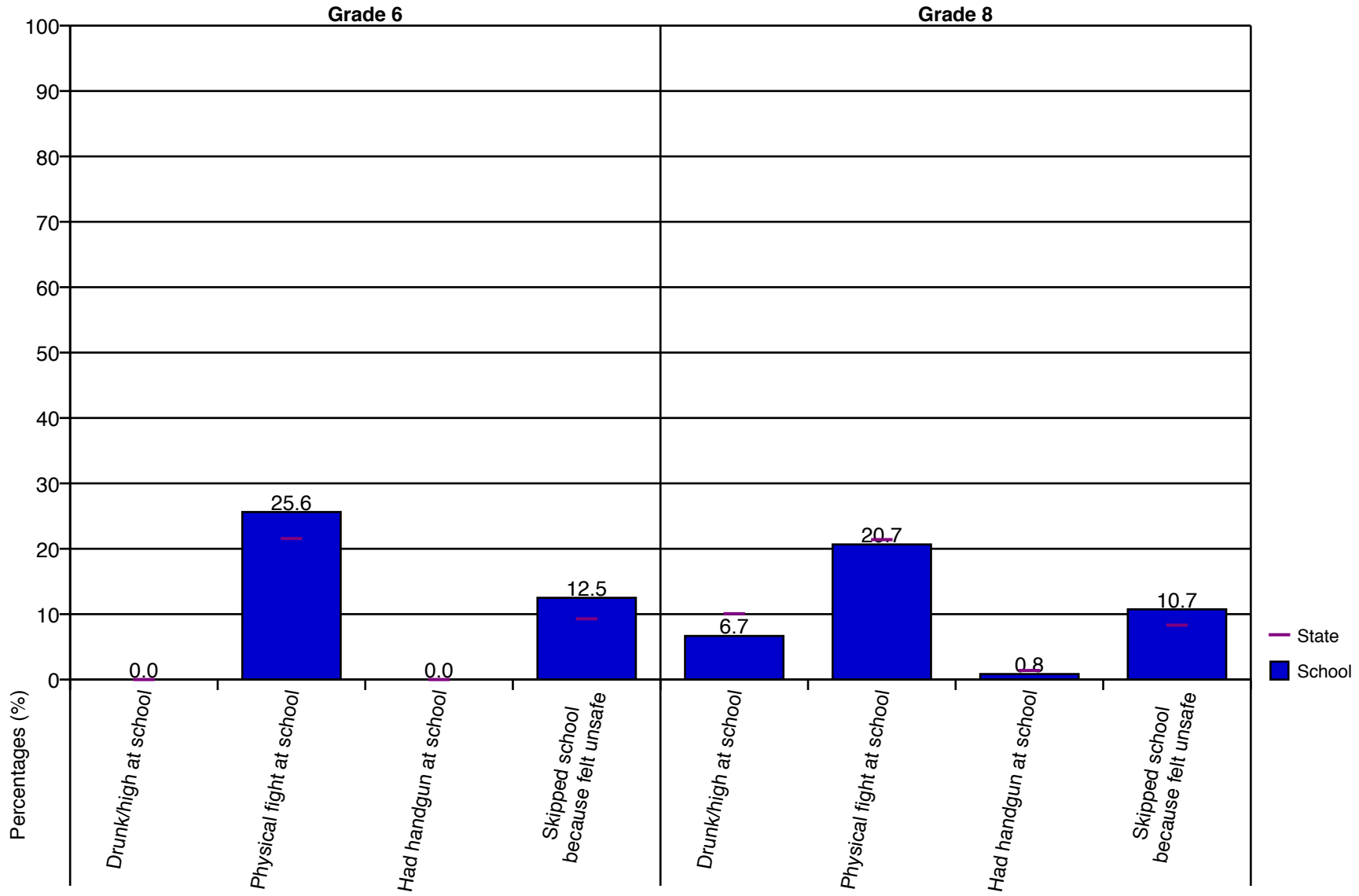


Figure 6: Serious Problem Behaviors

3 POSITIVE YOUTH DEVELOPMENT

High levels of positive youth development are strongly associated with increased healthy behaviors and decreased risk behaviors among youth. In 2006, DHS Public Health Division and the Oregon Commission on Children and Families established a statewide benchmark to measure Positive Youth Development (PYD) among Oregon 8th and 11th graders.

3.1 PYD Benchmark

The benchmark consists of 6 questions. Each measures a different component of PYD: physical health, emotional/mental health, competence, confidence, support and service. Students that answer at least 5 of the 6 questions in a positive manner (i.e., excellent/very good/good or very much/pretty much true) are considered to have met the state benchmark.

Table 11: PYD Benchmark

	Grade 8	
	School	State
Strong positive youth development	58.0	60.3
Weak positive youth development	42.0	39.7

Percentages exclude missing answers.

This item was not asked on the 6th grade survey.

3.2 General Health

Two questions are asked as an assessment of student health. The following table reports the percentage of students that responded to the questions with "good", "very good", or "excellent."

Table 12: General Health

	Grade 8	
	School	State
Physical health is...	92.4	90.0
Emotional and mental health is...	74.8	85.7

Percentages exclude missing answers.

These items were not asked on the 6th grade survey.

3.3 Competence, Confidence, Support and Service

The following table reports the percentage of students that indicated the statement is "pretty much true" or "very much true."

Table 13: Competence, Confidence, Support and Service

	Grade 8	
	School	State
I can work out my problems.	78.0	84.4
I can do most things if I try.	89.1	89.3
There is at least one teacher or other adult in my school that really cares about me.	65.3	65.3
I volunteer to help others in my community.	45.3	43.9

Percentages exclude missing answers.

These items were not asked on the 6th grade survey.

Positive Youth Development - Grade 8
Azalea Middle - Brookings-Harbor SD 17C

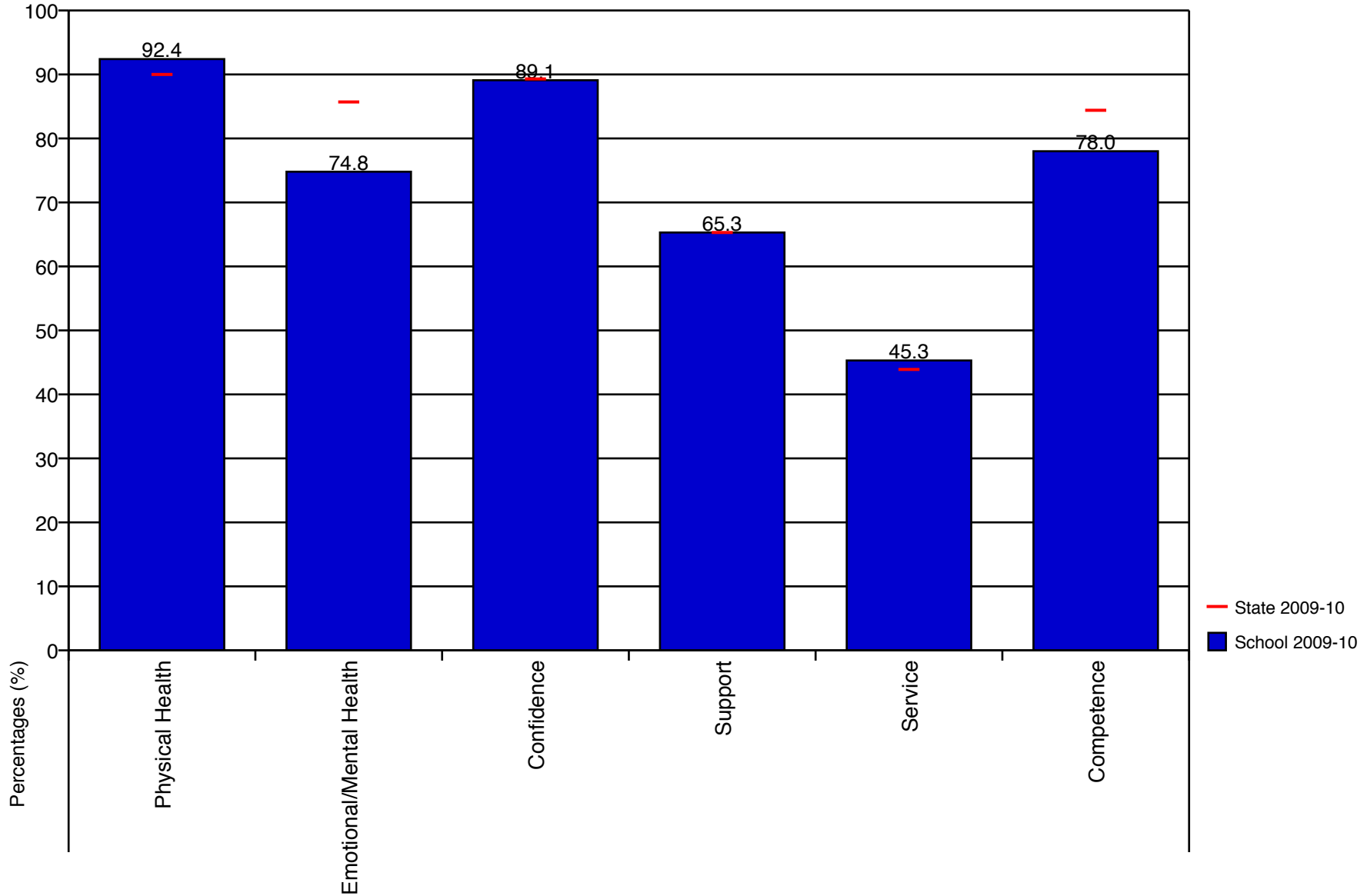


Figure 7: Positive Youth Development - Grade 8

4 MENTAL AND EMOTIONAL HEALTH

Good mental and emotional health makes it easier for youth to establish constructive interpersonal relationships, succeed in school and make a successful transition into the workforce. Depression and psychological distress can interfere with the development of positive teacher and peer relationships. Youth with depression or high levels of psychological distress may find it difficult to focus on academics. They are more likely to smoke, drink alcohol or use other drugs and they are at increased risk of suicide.

The *Oregon Student Wellness Survey* asks questions about emotional and mental health, depression, suicide thoughts and suicide attempts. The survey also asks a series of five questions known as the Mental Health Inventory (MHI-5). When responses for all five are considered together, the result is an estimate of the level of psychological distress that youth are experiencing. MHI-5 scores range from five to 30. Scores of 21 or higher are an indication that youth may be experiencing a mental health concern that requires further assessment.

4.1 Psychological Distress

This table shows the percentage of students with high levels of psychological distress during the past 30 days based on an MHI-5 score of 21 or higher.

Table 14: Psychological Distress

	Grade 6		Grade 8	
	School	State	School	State
Below MHI-5 cutoff	97.5	95.2	89.7	93.3
At or above MHI-5 cutoff	2.5	4.8	10.3	6.7

Percentages exclude missing answers.

This item was not asked on the 6th grade survey.

The following table contains data on each of the five Mental Health Inventory questions. This series of questions asks about how the student was feeling during the past 30 days. The table reports the percentage of students that indicated "a good bit of the time," "most of the time", or "all of the time."

Table 15: MHI-5 Questions

	Grade 6		Grade 8	
	School	State	School	State
Been a happy person?	86.5	83.0	71.7	79.1
Felt calm and peaceful?	65.1	68.3	64.5	64.3
Been a very nervous person?	21.4	19.8	22.0	18.2
Felt downhearted and blue?	13.9	17.2	25.9	19.4
Felt so down in the dumps that nothing could cheer you up?	8.7	13.0	16.8	13.6

Percentages exclude missing answers.

These items were not asked on the 6th grade survey.

4.2 Depression and Suicide Ideation

Suicide is the second leading cause of death among Oregon youth aged 10-24. Depression is the most common underlying cause of suicide. The following table reports the percentage of 8th and 11th grade students that had signs of depression, thoughts about suicide, or actually attempted suicide during the last 12 months.

Table 16: Depression and Suicide Ideation

	Grade 6		Grade 8	
	School	State	School	State
Did you ever feel so sad or hopeless almost every day for two weeks or more in a row that you stopped doing some usual activities?	20.0	17.7	28.9	22.1
Did you ever seriously consider attempting suicide?	0.0	0.0	0.0	13.9
Actually attempted suicide?	0.0	0.0	8.3	9.0

Percentages exclude missing answers.

Only the first item was asked on the 6th grade survey.

Psychological Distress, Depression and Suicide

Azalea Middle - Brookings-Harbor SD 17C

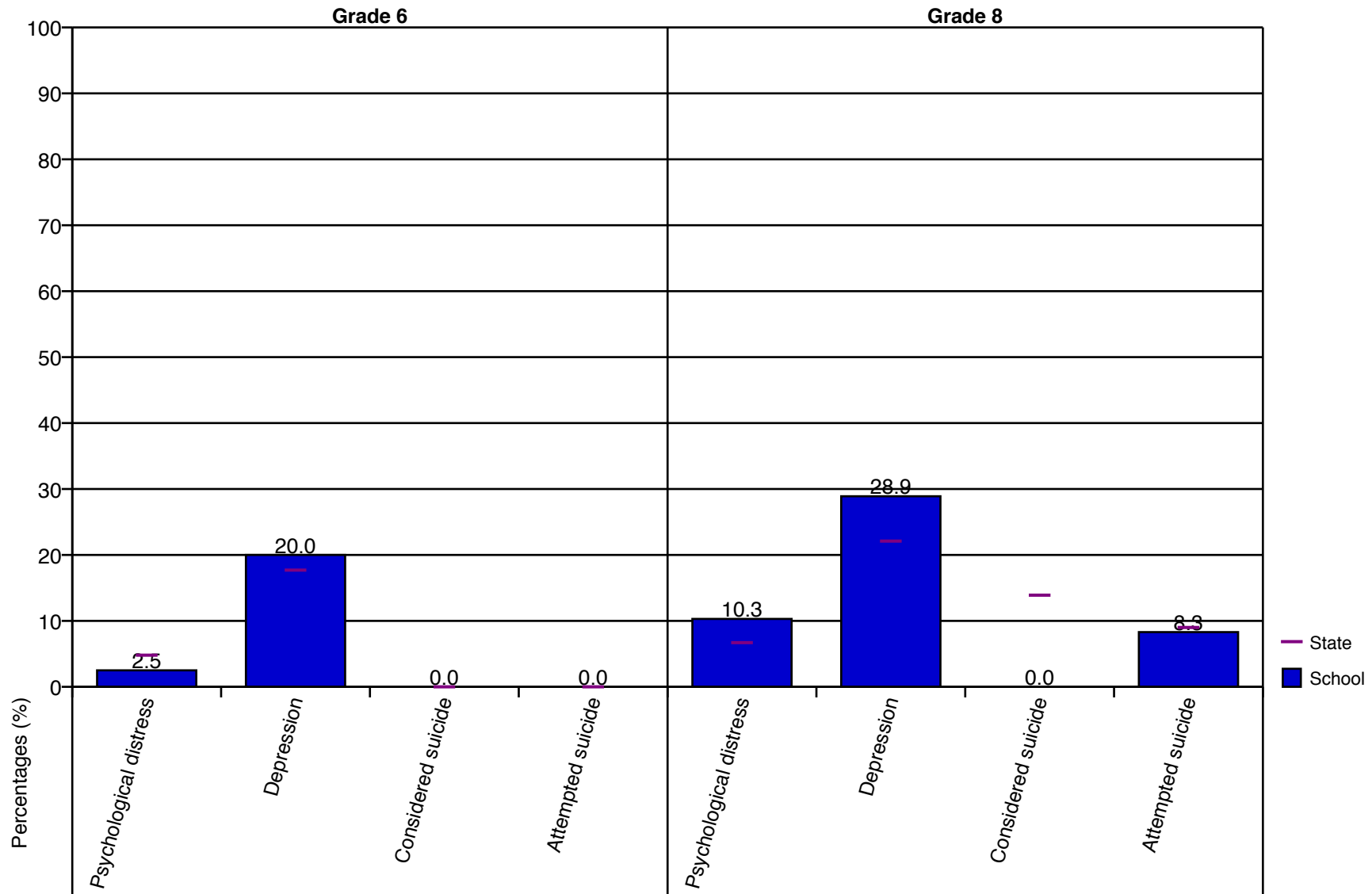


Figure 8: Psychological Distress, Depression and Suicide

5 PROBLEM GAMBLING

Students today are increasingly being exposed to gambling opportunities - on the Internet, in the community, at home and even at church - so it's no surprise that problems associated with gambling are being seen in youth. It's generally not perceived nor treated as risky, yet research shows that youth who gamble are much more likely to engage in other risky behaviors such as drinking, smoking and using drugs and some of them will go on to develop serious gambling problems.

The adolescent brain is developmentally inclined towards risk, minimal consideration of consequences, preference for stimulation and novelty, all of which gambling offers in abundance.

The *Oregon Student Wellness Survey* asks a series of questions that address and measure various gambling activities. Students were asked questions regarding the types of gambling they participated in, their feelings about being involved in gambling and the degree to which parents and teachers have communicated to the students the risks involved in engaging in this particular activity.

Gambling can be addictive, yet most youth and parents treat it as harmless entertainment. The following tables and charts contain data on gambling questions. These percentages are provided by grade level and statewide data are included for comparison purposes. For more information on youth gambling in Oregon, including more data and educational resources, go to www.problemgamblingprevention.org

5.1 Types of Gambling

Gambling involves betting anything of value (money, a watch, soda, etc.) on a game or event. The following table shows the percentage of students that participated in these types of gambling in the last 30 days.

Table 17: Types of Gambling

	Grade 6		Grade 8	
	School	State	School	State
Playing lottery tickets.	7.1	6.2	15.3	8.8
Playing Powerball or Megabucks.	2.4	2.1	4.0	2.7
Playing dice or coin flips.	11.9	12.4	18.5	14.8
Playing cards (poker, etc.).	15.1	13.2	26.6	18.8
Betting on a sports team.	16.7	14.0	20.2	18.2
Betting on a horse/dog race.	3.2	1.9		1.6
Betting on games of personal skill (bowling, video games, dares, etc.).	23.8	19.7	30.6	25.4
Gambling on the Internet for free or with money.	3.2	2.7	9.7	4.7
Gambling at a casino.		0.7		0.8
Playing Bingo for money.	5.6	6.5	8.1	6.0
None.	54.0	57.6	45.2	50.9
Other.	8.7	8.8	18.5	12.0

Percentages exclude missing answers.

5.2 Risk of Problem Gambling

Most youth don't have large sums of money to spend on gambling, so this measure must be looked at within that context. The fact that youth are spending any money on a potentially addictive behavior is of concern, and some youth spend significant amounts on it. Even those who spend a small amount of money are still "spending" time and attention on gambling at the expense of other activities and responsibilities. By the time they get into college, where problem gambling rates are among the highest and the average college student gets 25 credit card solicitations a year, some youth have developed seemingly innocent gambling habits that will cost them dearly.

The following table shows the amount of money 8th and 11th grade students bet in any form (lottery, card games, bingo, Internet, sports, with friends) in the past three months.

Table 18: Gambling Amounts

	Grade 8	
	School	State
0	61.2	63.5
\$1-\$10	23.1	22.9
\$11-\$50	9.1	8.1
Over \$50	6.6	5.6

Percentages exclude missing answers.

This item was not asked on the 6th grade survey.

The next table shows the percentage of 8th and 11th grade students that reported the following signs of problem gambling in the last 12 months. The last two questions (lied about/bet more) are based on a valid and reliable problem gambling screening instrument which has been used for many years; saying yes to either of these is highly correlated to a potential gambling problem and indicates a need for further assessment by a trained counselor.

Table 19: Signs of Problem Gambling

	Grade 8	
	School	State
Felt bad about the amount you bet, or about what happens when you bet money	5.0	4.2
Felt that you would like to stop betting money but didn't think you could	1.7	2.7
Lied to anyone about betting/gambling	7.4	5.9
Bet/gambled more than you wanted to	3.3	6.4

Percentages exclude missing answers.

These items were not asked on the 6th grade survey.

5.3 Communication about the Risks of Gambling

Table 20: Communication About the Risks of Gambling

	Grade 6		Grade 8	
	School	State	School	State
Parents have talked to you about the risks of betting/gambling	57.7	58.3	52.1	46.5
Teachers have talked to you about the risks of betting/gambling	40.5	32.3	26.7	30.7

Percentages exclude missing answers.

These items were not asked on the 6th grade survey.

Gambling - Grade 6
Azalea Middle - Brookings-Harbor SD 17C

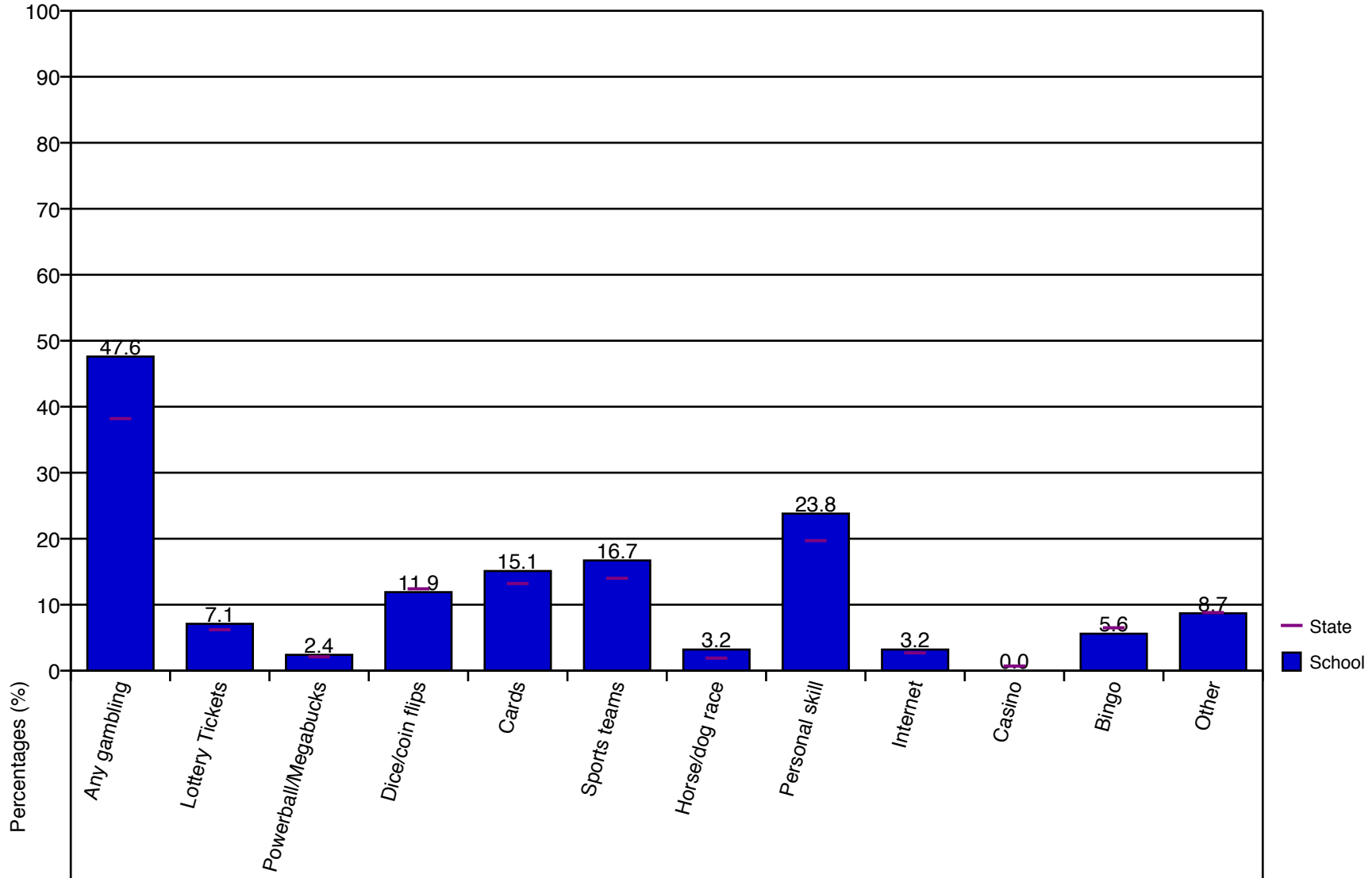


Figure 9: Gambling - Grade 6

Gambling - Grade 8
Azalea Middle - Brookings-Harbor SD 17C

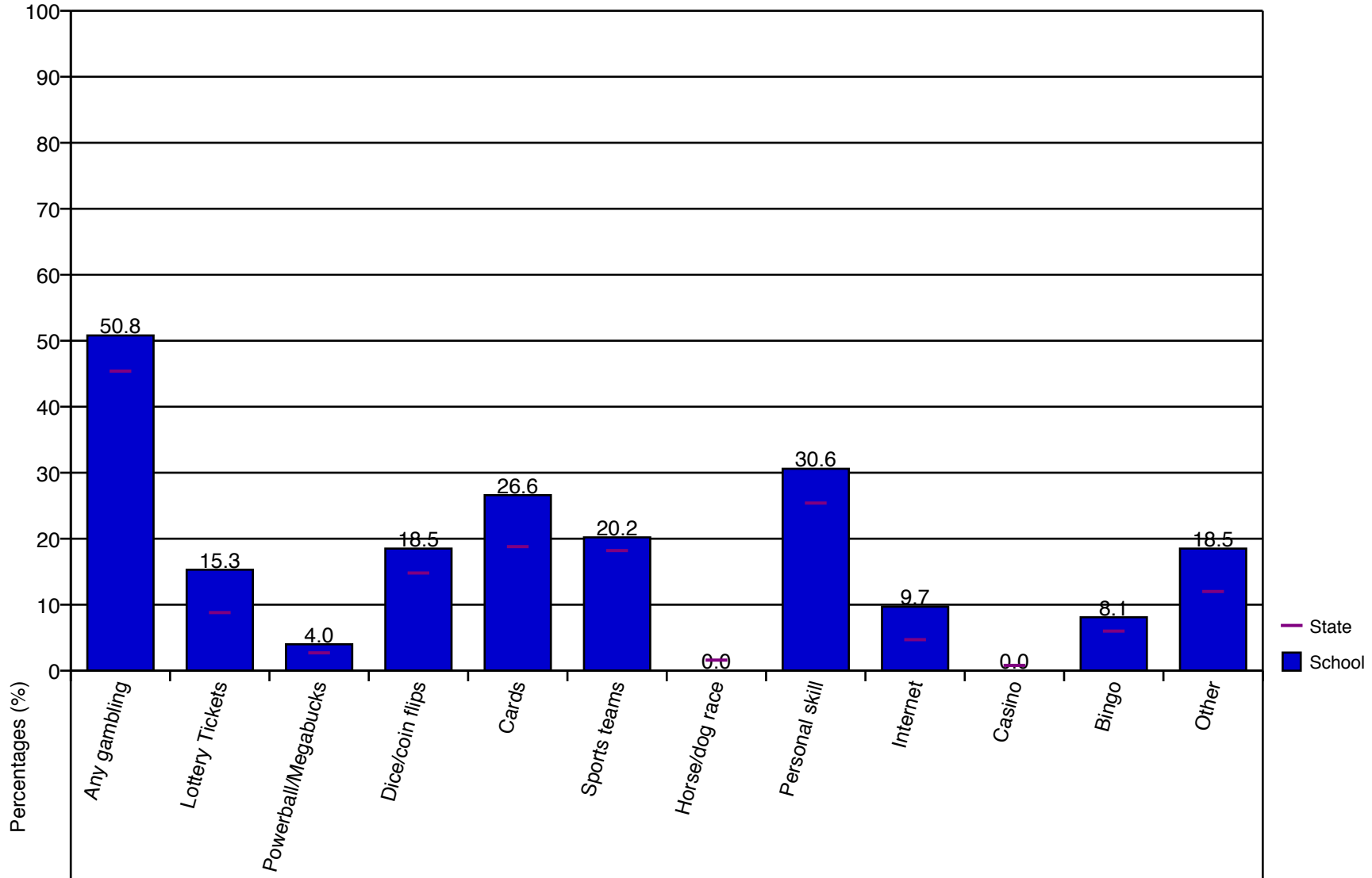


Figure 10: Gambling - Grade 8

Amount of Money Bet
Azalea Middle - Brookings-Harbor SD 17C

Grade 8

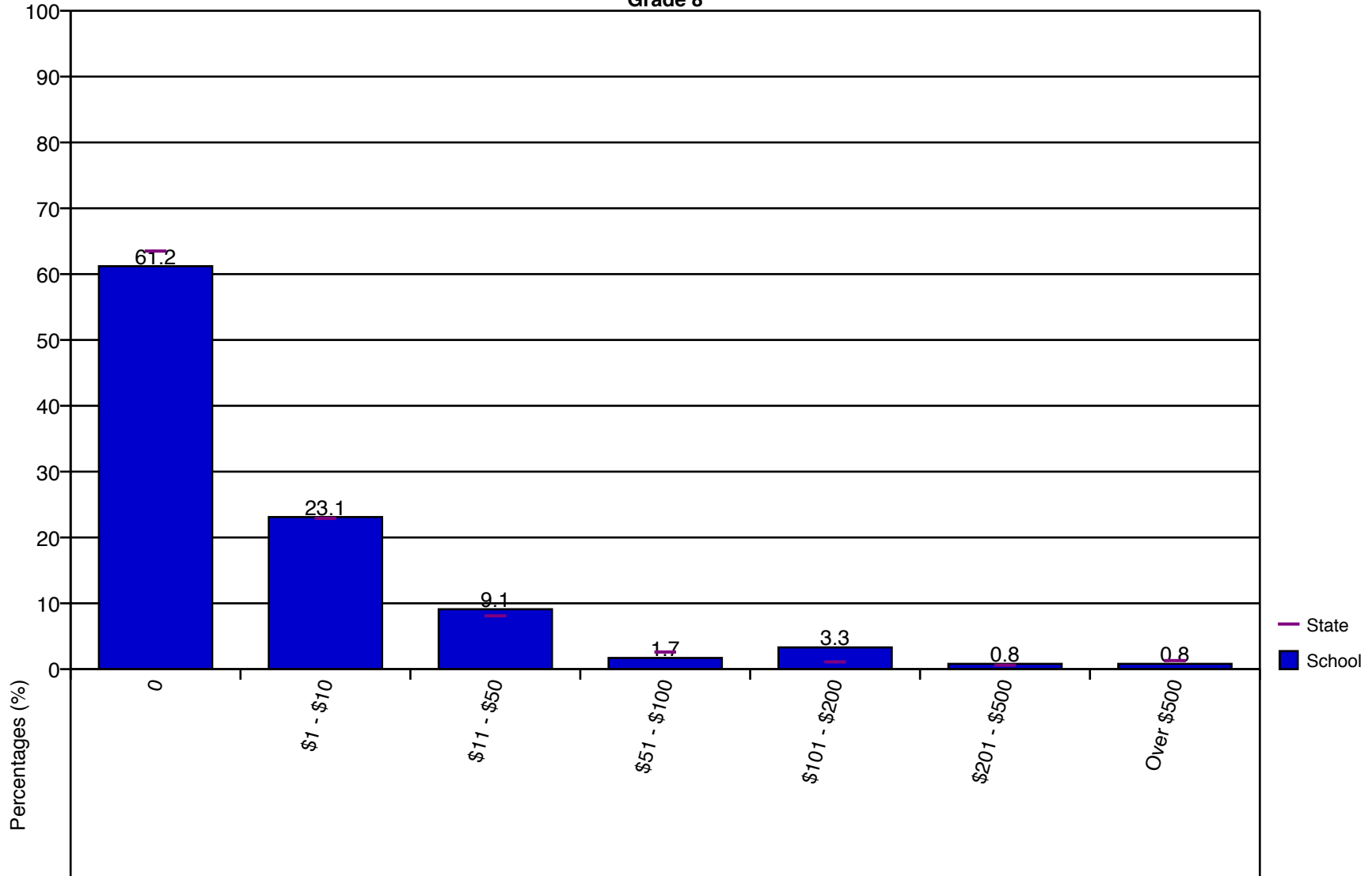


Figure 11: Amount of Money Bet

Signs of Problem Gambling
Azalea Middle - Brookings-Harbor SD 17C

Grade 8

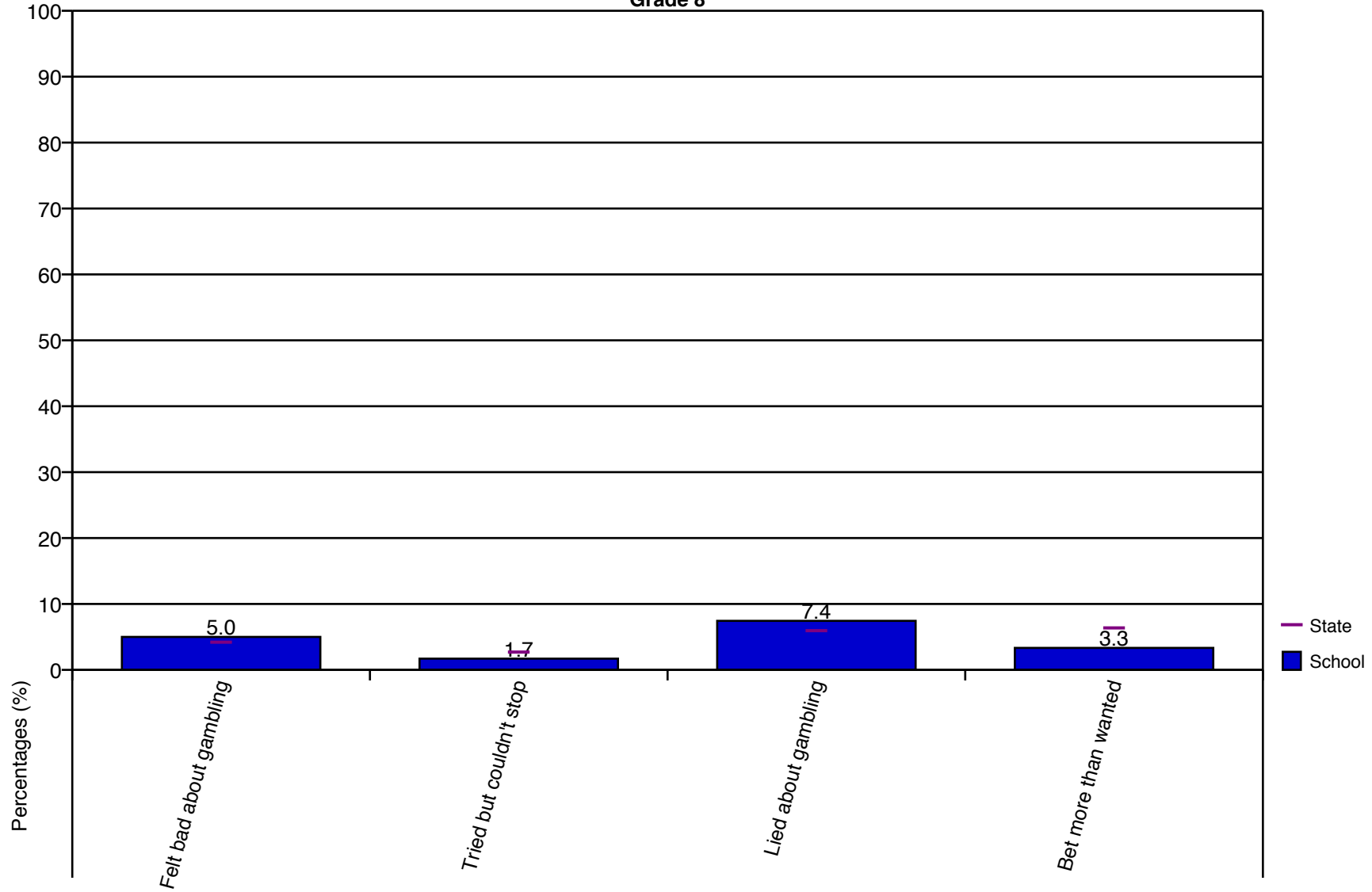


Figure 12: Signs of Problem Gambling

6 SUBSTANCE USE

Smoking is the number one preventable cause of disease and death in this country. Most adult smokers start smoking before the age of 18. Of the 20 adolescents in Oregon who begin smoking each day, one-third will die prematurely from tobacco-related diseases.

Alcohol is the country's most widely used legal drug and, despite the fact that it is illegal to purchase alcohol under 21 years of age, its use is widespread in teens. The brain goes through dynamic change during adolescence, and alcohol can seriously damage long- and short-term growth processes. The American Medical Association warns that damage from alcohol at this time can be irreversible.

Marijuana is the country's most widely used illicit drug. Nationally, nearly half of all high school seniors report some use of marijuana in their lifetime. Recent studies by the Substance Abuse and Mental Health Services Administration show weekly or more frequent use of marijuana doubles a teen's risk of depression and anxiety and can cause other mental illness.

During the elementary school years, most children express anti-drug, anti-crime and pro-social attitudes and have difficulty imagining why people use drugs. However, in middle school, as more youth are exposed to others who use cigarettes, alcohol or other drugs, their attitudes often shift toward greater acceptance of these behaviors.

6.1 Abstinence from Substance Use

The following table shows the percent of students that indicated in their lifetime, they "never have" ...

Table 21: Abstinence from Substance Use

	Grade 6		Grade 8	
	School	State	School	State
Smoked a whole cigarette	93.4	95.8	81.8	84.6
Used tobacco products other than cigarettes, such as snuff, chewing tobacco, and smoking tobacco from a pipe	94.3	97.4	84.9	90.6
Had more than a sip or two of alcohol	83.1	85.0	58.3	62.6
Tried marijuana	92.7	96.7	76.7	80.3

Percentages exclude missing answers.

6.2 Substance Use in the Past 30 Days

The table below provides the percentage of students that used one or more times in the past 30 days.

Table 22: Substance Use in the Past 30 Days

	Grade 6		Grade 8	
	School	State	School	State
Smoked cigarettes	4.0	2.7	9.9	8.2
Used other tobacco products	1.6	1.6	9.9	5.0
Had at least one drink of alcohol	11.3	8.1	19.8	22.5
Had 5 or more drinks of alcohol in a row, that is, within a couple of hours	2.4	2.0	9.2	8.9
Used marijuana	5.6	2.2	13.2	12.2
Sniffed glue, breathed the contents of aerosol spray cans, or any paints or sprays to get high	11.2	6.5	8.3	5.9
Used prescription drugs (without a doctor's orders) to get high	0.0	0.0	4.1	3.9
Used illicit drugs other than marijuana (includes any use of cocaine, ecstasy, heroin, hallucinogens or methamphetamines)	0.0	0.0	4.1	3.3

Percentages exclude missing answers.

Alcohol, Tobacco and Other Drug Use - Grade 6
 Azalea Middle - Brookings-Harbor SD 17C

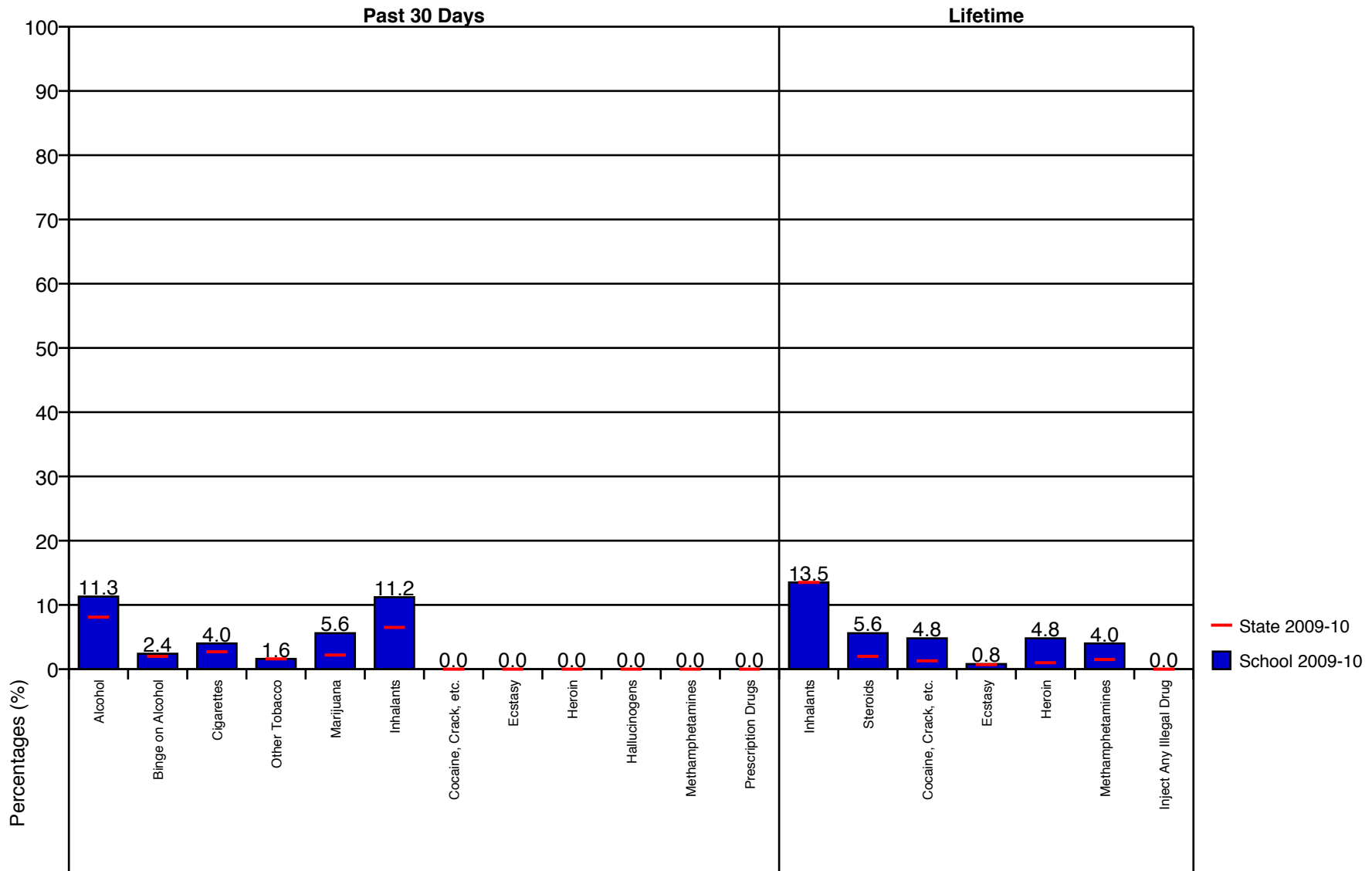


Figure 13: Alcohol, Tobacco and Other Drug Use - Grade 6

Alcohol, Tobacco and Other Drug Use - Grade 8
Azalea Middle - Brookings-Harbor SD 17C

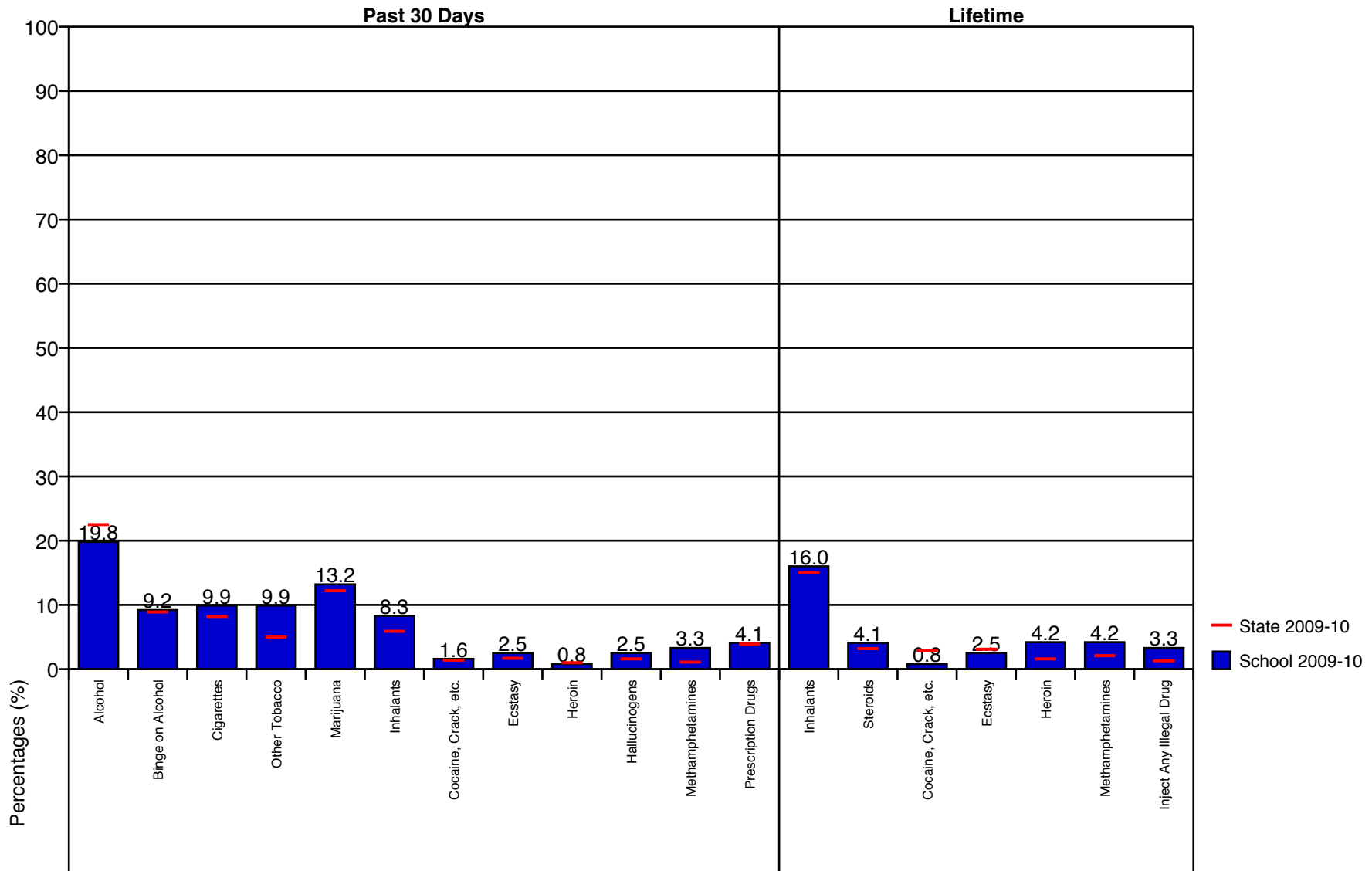


Figure 14: Alcohol, Tobacco and Other Drug Use - Grade 8

6.3 Average Age of First Use

Onset of drug use prior to the age of 15 is associated with a much greater risk of developing dependency. The earlier the onset of any substance use, the greater the involvement in other drug use and the greater the frequency of use. Later age of onset of substance use has been shown to predict lower drug involvement and a greater probability of discontinuation of use.

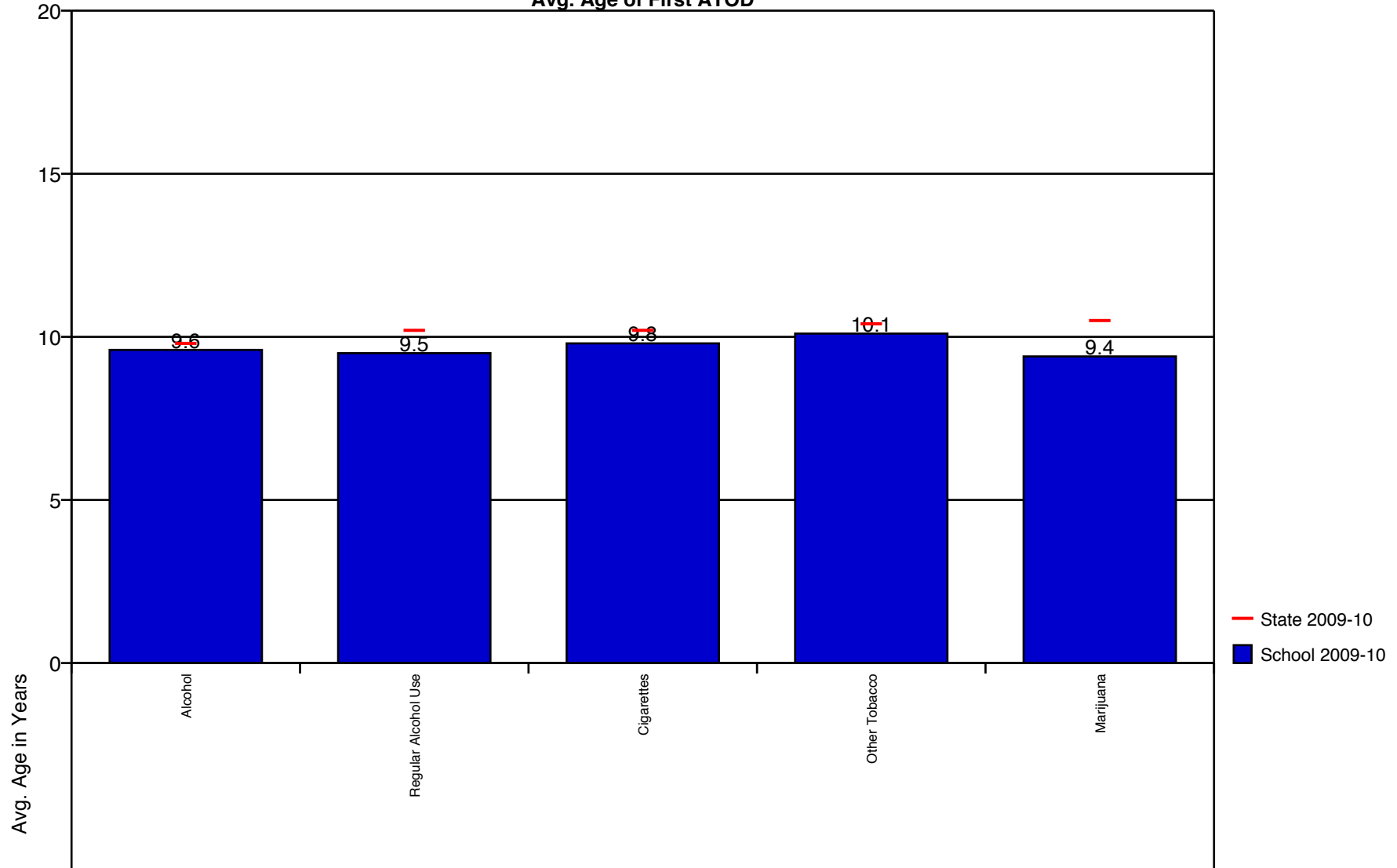
Among students that have ever used, the table below shows the average age (in years) when they first...

Table 23: Average Age of First Use

	Grade 6		Grade 8	
	School	State	School	State
Smoked a whole cigarette	9.8	10.2	10.9	11.6
Used tobacco products other than cigarettes, such as snuff, chewing tobacco, and smoking tobacco from a pipe	10.1	10.4	12.1	11.8
Had more than a sip or two of alcohol	9.6	9.8	11.3	11.6
First began drinking alcoholic beverages regularly, that is, at least once or twice a month?	9.5	10.2	12.0	12.0
Tried marijuana	9.4	10.5	11.7	12.1

Percentages exclude missing answers.

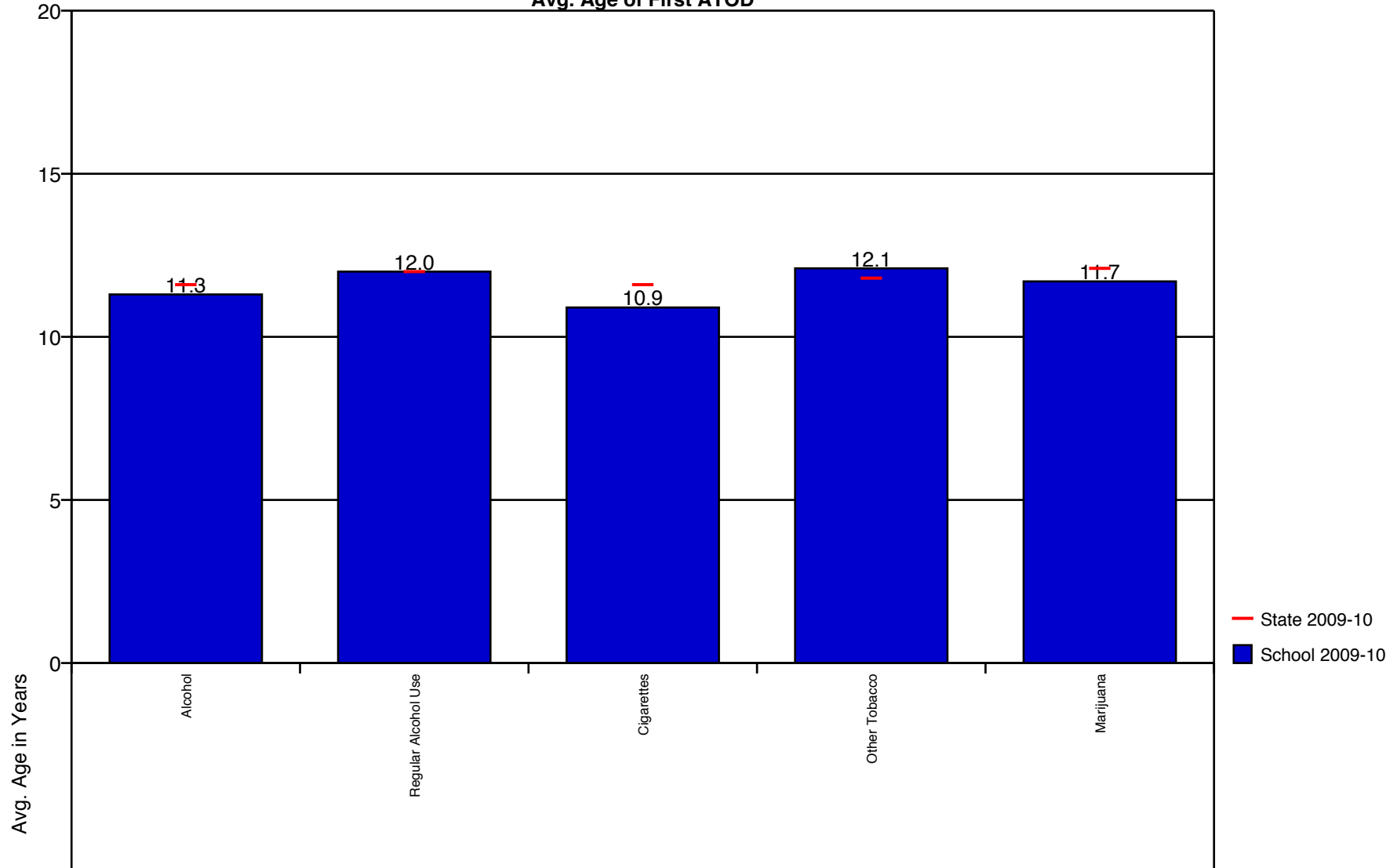
Age of First Use - Grade 6
 Azalea Middle - Brookings-Harbor SD 17C
Avg. Age of First ATOD



ATOD - Alcohol, Tobacco and Other Drug Use

Figure 15: Age of First Use - Grade 6

Age of First Use - Grade 8
 Azalea Middle - Brookings-Harbor SD 17C
Avg. Age of First ATOD



ATOD - Alcohol, Tobacco and Other Drug Use

Figure 16: Age of First Use - Grade 8

6.4 Factors Associated with Initiation of Substance Use

This section reports on a variety of factors associated with initiation of substance use. Easy availability, attitudes about use, perceptions about the risk of harm from use and communication about substance use all influence whether young people choose to use tobacco, alcohol or other drugs.

6.5 Availability

Adolescents that report easy availability of cigarettes, alcohol, marijuana, and other illegal drugs are more likely to use these substances. Research has shown that legal restrictions on alcohol and tobacco use, such as raising the legal drinking age, restricting smoking in public, and increased taxation have been followed by decreases in consumption.

The table below shows the percentage of students that said it would be "easy" or "very easy" for the student to get...

Table 24: Availability

	Grade 6		Grade 8	
	School	State	School	State
Cigarettes	17.5	16.6	42.9	38.4
Beer, wine, or liquor	19.0	18.1	49.2	47.1
Marijuana	10.3	7.3	34.5	35.9
A drug like cocaine, LSD, or amphetamines	0.8	3.0	10.9	10.1

Percentages exclude missing answers.

6.6 Parental Attitude toward Substance Use

In families where parents are heavy users of alcohol, use illegal drugs or are tolerant of children's use, adolescents are more likely to engage in substance use. The risk is further increased if parents involve children in their own using behavior such as asking the child to light the parent's cigarette or get the parent a beer from the refrigerator.

The *Student Wellness Survey* asks students about how their parents would feel if the student used alcohol, cigarettes or marijuana. The table below reports the percentage of students that said their parents feel it would be "wrong" or "very wrong" for youth to...

Table 25: Parental Attitude toward Substance Use

	Grade 6		Grade 8	
	School	State	School	State
Smoke cigarettes	98.4	98.7	94.2	96.6
Drink beer, wine or liquor regularly	92.9	96.7	85.8	90.3
Smoke marijuana	95.2	98.7	90.8	94.1

Percentages exclude missing answers.

6.7 Student Attitude toward Substance Use

Youth who express positive attitudes toward substance use are more likely to engage in a variety of problem behaviors including substance use.

The following table shows the percentage of students that think it is "wrong" or "very wrong" for someone their age to...

Table 26: Student Attitude toward Substance Use

	Grade 6		Grade 8	
	School	State	School	State
Smoke one or more packs of cigarettes a day	94.4	98.0	93.5	93.2
Have one or two drinks of an alcoholic beverage nearly every day	88.0	95.3	83.9	84.7
Try marijuana once or twice	90.4	95.9	76.6	76.6
Use marijuana once a month or more	91.3	95.9	79.0	80.2

Percentages exclude missing answers.

6.8 Perceived Risk of Harm

Students who do not perceive cigarette, alcohol or marijuana use to be risky are far more likely to engage in use.

The following table reports the percentage of students that think there is "moderate risk" or "great risk" of harming themselves (physically or in other ways) if they...

Table 27: Perceived Risk of Harm

	Grade 6		Grade 8	
	School	State	School	State
Smoke one or more packs of cigarettes a day	82.1	86.8	81.7	85.8
Take one or two drinks of an alcoholic beverage (beer, wine, liquor) nearly every day	63.2	70.7	61.7	64.4
Have five or more drinks of an alcoholic beverage once or twice a week	73.0	78.3	76.7	75.8
Try marijuana once or twice	75.6	74.3	52.1	53.9
Smoke marijuana once or twice a week	77.4	85.1	70.8	74.2

Percentages exclude missing answers.

6.9 Communication about Substance Use

The table below shows the percentage of students that recall communication about substance use during the past 12 months.

Table 28: Communication about Substance Use

	Grade 6		Grade 8	
	School	State	School	State
Talked with at least one of your parents about the dangers of tobacco, alcohol, or drug use	71.8	66.2	63.9	64.9
Had a special class about drugs or alcohol in school	22.2	51.6	59.8	57.2
Recall hearing, reading, or watching an advertisement about prevention of substance abuse	42.9	47.7	71.7	67.1

Percentages exclude missing answers.

7 DRUG FREE COMMUNITIES CORE MEASURES

The Drug-Free Communities (DFC) Support Program, administered by the Center for Substance Abuse Prevention, requests specific data which are typically referred to as the Core Measures. Grantees are required to report on three drug categories: tobacco, alcohol and marijuana. A number of Oregon DFCs focus on other substances, so this report also includes 30-day use data for binge drinking, prescription drugs, methamphetamines, and any illicit drugs other than marijuana.

Data in the tables that follow are provided by grade level. For each drug, and at each grade level, the percentage of students who responded positively to the question and the number of students who responded to the question are reported. For Average Age of Onset, the average age of first use in years and the number of students using is reported. The possible responses to this question range from 10 or under to 17 or older. The table shows the average age of onset of use by those students who answered the question with a response other than "never used."

7.1 30 Day Use

Table 29: 30 Day Use

	Grade 6		Grade 8	
	N	Pct	N	Pct
Had at least one drink of alcohol	124	11.3	121	19.8
Had 5 or more drinks of alcohol in a row, that is, within a couple of hours	124	2.4	120	9.2
Smoked cigarettes	124	4.0	121	9.9
Used marijuana	124	5.6	121	13.2
Used prescription drugs (without a doctor's orders) to get high	0	0.0	121	4.1
Used methamphetamines (also called speed, crystal, crank or ice)	0	0.0	122	3.3
Used illicit drugs other than marijuana (includes any use of cocaine, ecstasy, heroin, hallucinogens or methamphetamines)	0	0.0	122	4.1

7.2 Perception of Moderate or Great Risk

Table 30: Perception of Moderate or Great Risk

	Grade 6		Grade 8	
	N	Pct	N	Pct
Take one or two drinks of an alcoholic beverage (beer, wine, liquor) nearly every day	125	63.2	120	61.7
Smoke one or more packs of cigarettes a day	123	82.1	120	81.7
Smoke marijuana once or twice a week	124	77.4	120	70.8

Percentages exclude missing answers.

7.3 Parents Feel It Would Be Wrong or Very Wrong

Table 31: Parents Feel It Would Be Wrong or Very Wrong

	Grade 6		Grade 8	
	N	Pct	N	Pct
Drink beer, wine or liquor regularly	126	92.9	120	85.8
Smoke cigarettes	125	98.4	121	94.2
Smoke marijuana	125	95.2	120	90.8

Percentages exclude missing answers.

7.4 Average Age (in years) of Onset

Table 32: Average Age (in years) of Onset

	Grade 6		Grade 8	
	N	Age	N	Age
Had more than a sip or two of alcohol	124	9.6	120	11.3
Smoked a whole cigarette	121	9.8	121	10.9
Tried marijuana	123	9.4	120	11.7

Percentages exclude missing answers.

8 RISK AND PROTECTIVE FACTORS

Risk and protective factor-focused prevention is based on a simple premise: to prevent a problem from happening, identify the factors that increase the risk of that problem developing and then find ways to reduce the risks. The Social Development Research Group at the University of Washington defined a set of risk factors for drug abuse. They include characteristics of school, community, and family environments as well as characteristics of students and their peer groups that are associated with increased likelihood of drug use, delinquency, and violent behaviors among youth.

The research team also found that some children exposed to multiple risk factors manage to avoid behavior problems later, even though they were exposed to the same risks as children who exhibited behavior problems. Protective factors exert a positive influence or buffer against the negative influence of risk, thus reducing the likelihood that adolescents will engage in problem behaviors. Protective factors include social bonding to family, school, community and peers, and healthy beliefs and clear standards for behavior (Hawkins, Catalano & Miller, 1992; Hawkins, Arthur & Catalano, 1995; Brewer, Hawkins, Catalano & Neckerman, 1995).

The premise of the risk and protective factor approach is to promote positive youth development and prevent problem behaviors by addressing the factors associated with the problem. By measuring risk and protective factors in a population, specific risk factors that are elevated and widespread can be identified and targeted by preventive interventions that also promote related protective factors.

The *Oregon Student Wellness Survey* collects data on an essential set of risk and protective factors. The tables that follow give the percentage of students whose factor scores exceed a national norm for each factor. The bars of the graphs indicate the percentage of students whose calculated factor scores exceed the national norm for the particular factor. The percentage figures for the state as a whole are indicated on the graph by the red line for each factor. The lime green dashed line indicates the percentage based on the seven state national normed database. In the tables and charts that follow, if, for example, the percentage for a risk factor was 45.3 that would mean that 45.3 percent of the students had a factor score that was above the cutoff for that particular factor. Ideally, risk factors would have low percentages and protective factors would have high percentages.

8.1 Community Factors

Table 33: Community Factors

	Grade 6		Grade 8	
	School	State	School	State
Transitions and mobility (risk)	67.2	51.6	42.4	42.1
Laws and norms favorable to drug use (risk)	41.0	34.1	33.6	28.3
Perceived availability of drugs (risk)	27.8	24.0	32.8	32.8

8.2 Family Factors

Table 34: Family Factors

	Grade 6		Grade 8	
	School	State	School	State
Poor family management (risk)	43.8	40.9	47.1	44.0
Parental attitudes toward substance use (risk)	23.8	13.2	34.7	33.3
Parental attitudes toward antisocial behavior (risk)	53.2	44.3	63.6	60.2

8.3 School Factors

Table 35: School Factors

	Grade 6		Grade 8	
	School	State	School	State
Academic failure (risk)	48.4	42.4	48.8	45.2
Low commitment to school (risk)	42.4	38.8	35.8	38.2
School opportunities for prosocial involvement (protective)	60.8	63.9	59.7	66.4
School rewards for prosocial involvement (protective)	38.7	56.2	48.7	57.2

8.4 Peer / Individual Factors

Table 36: Peer / Individual Factors

	Grade 6		Grade 8	
	School	State	School	State
Perceived risks of substance use (risk)	37.1	32.6	54.2	49.8
Friends' use of drugs (risk)	29.8	20.8	35.3	35.1
Friends' delinquent behavior (risk)	60.0	38.1	65.3	54.4
Peer rewards for antisocial behavior (risk)	33.3	28.4	45.5	43.0
Attitudes toward antisocial behavior (risk)	63.2	51.0	39.5	39.2
Early initiation of drug use (risk)	24.2	17.8	29.8	26.0

Risk Factors - Grade 6
Azalea Middle - Brookings-Harbor SD 17C

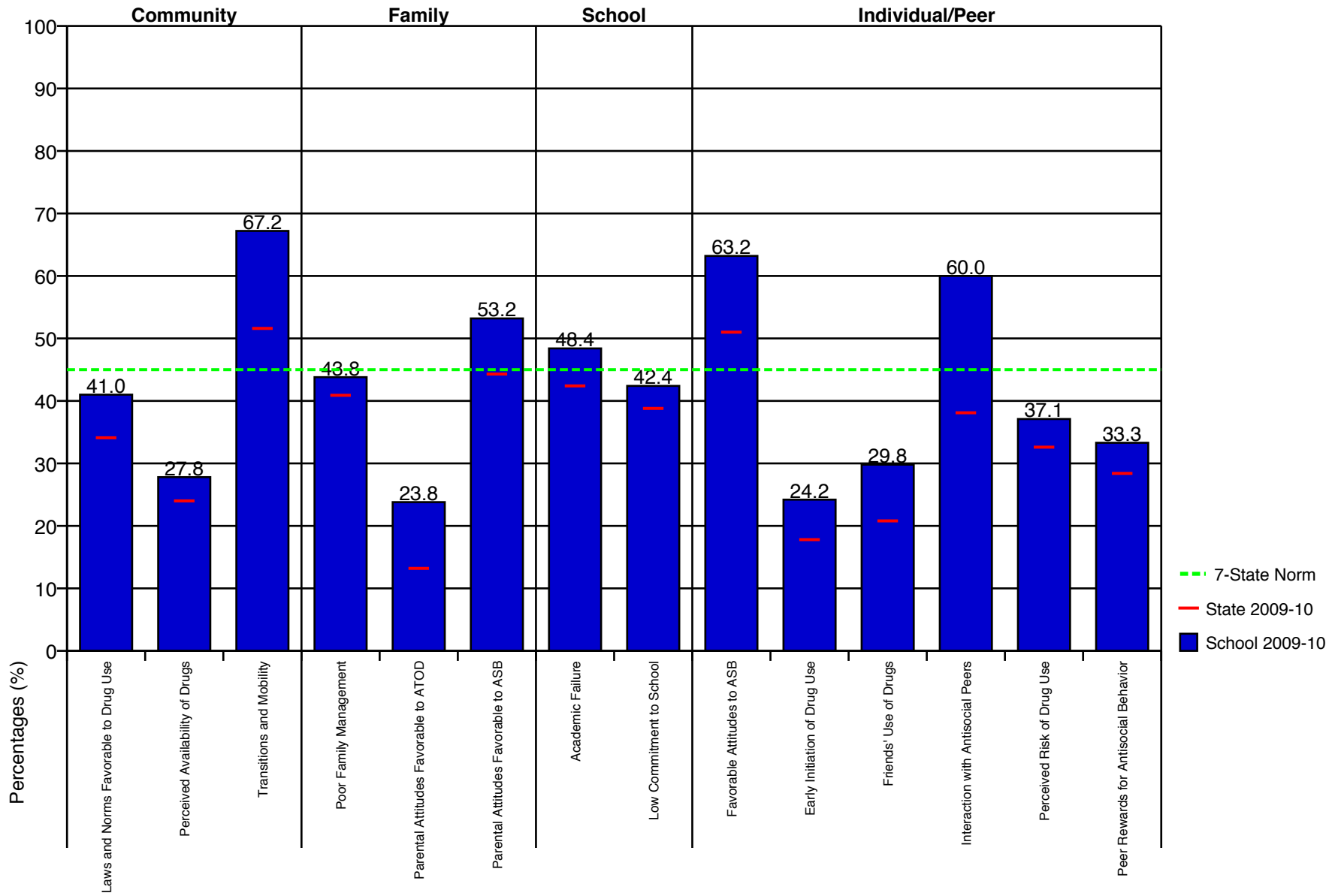


Figure 17: Risk Factors - Grade 6

Risk Factors - Grade 8
Azalea Middle - Brookings-Harbor SD 17C

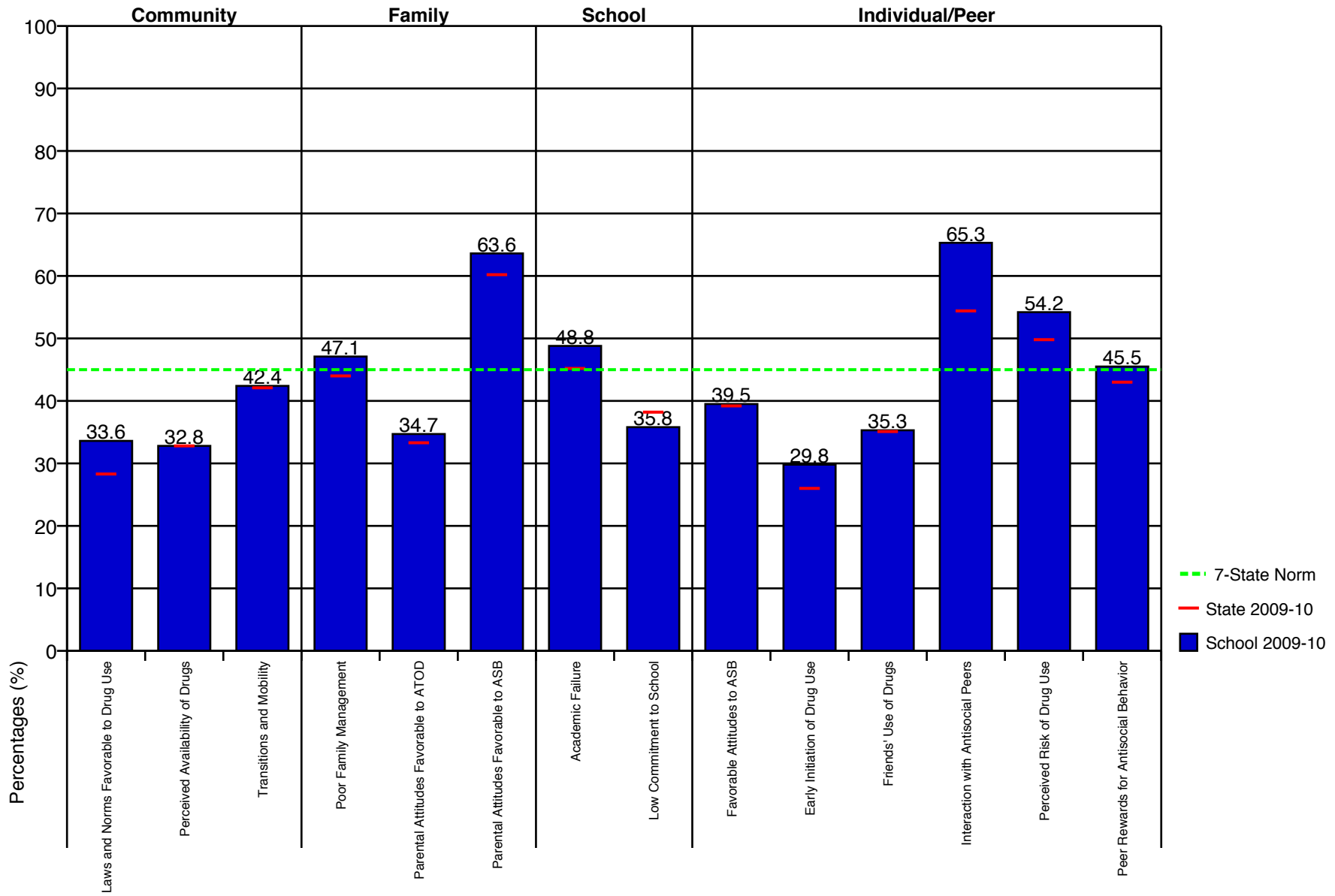


Figure 18: Risk Factors - Grade 8

Protective Factors - Grade 6
Azalea Middle - Brookings-Harbor SD 17C

School

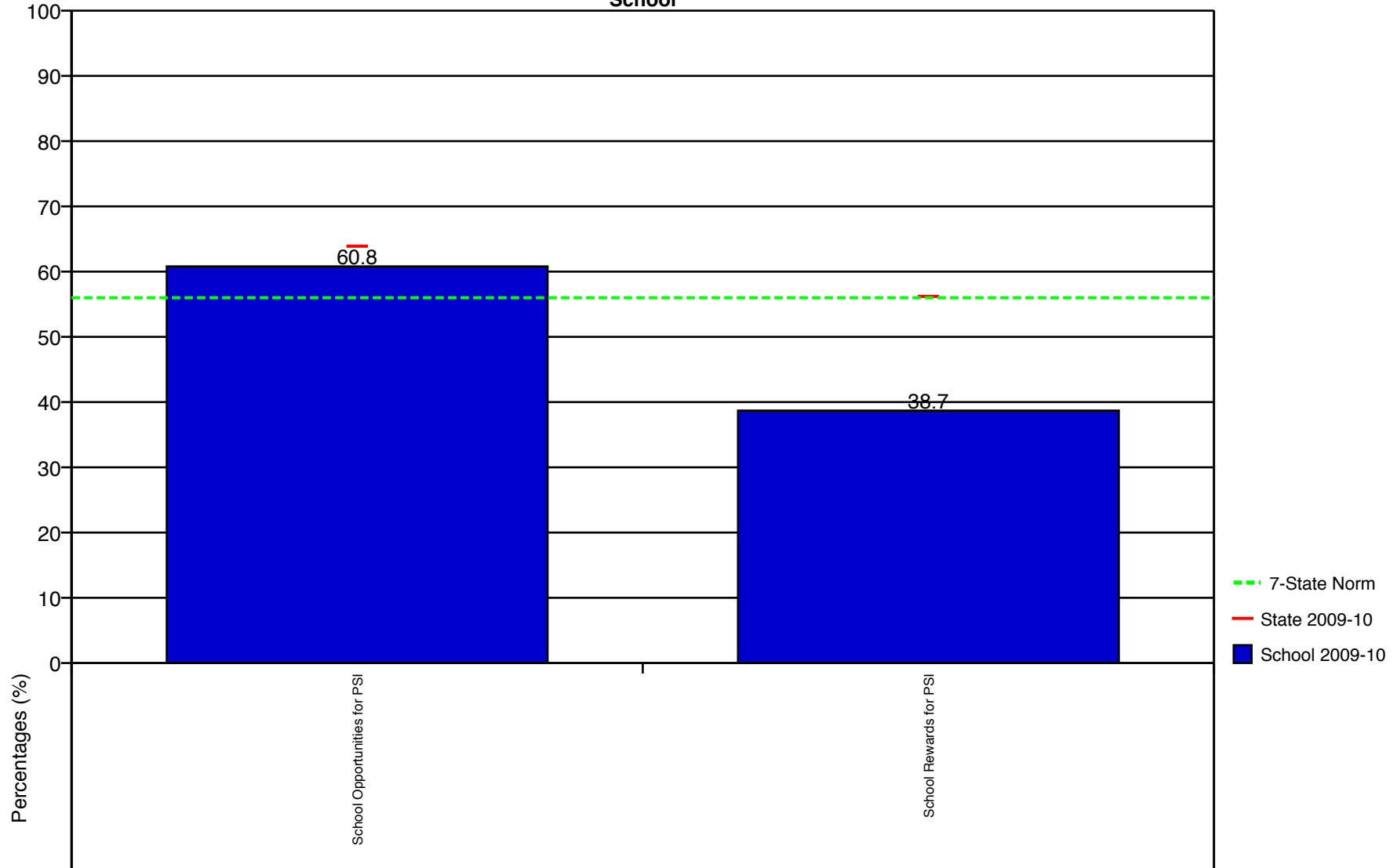


Figure 19: Protective Factors - Grade 6

Protective Factors - Grade 8
Azalea Middle - Brookings-Harbor SD 17C

School

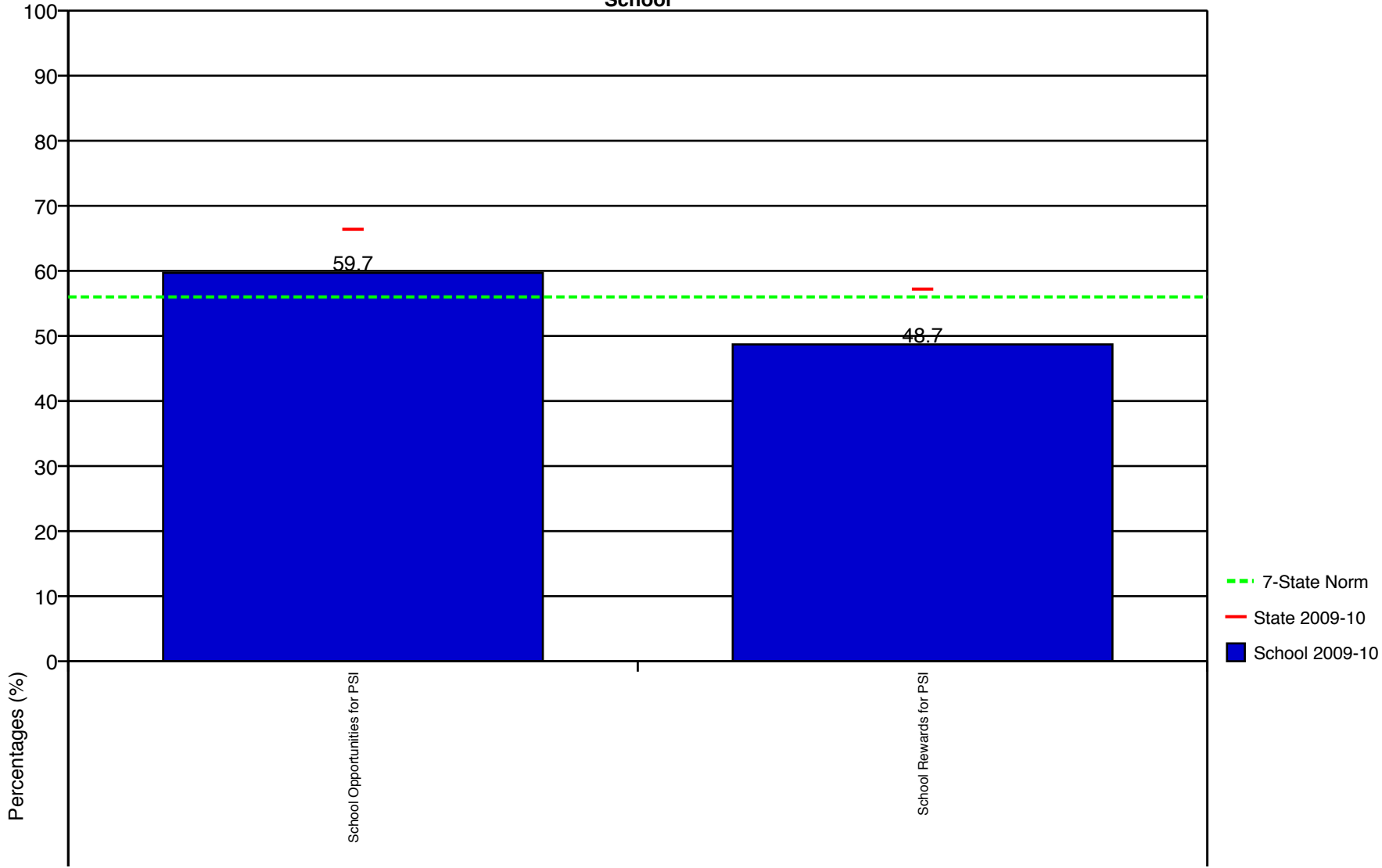


Figure 20: Protective Factors - Grade 8

A FREQUENCY DISTRIBUTION TABLES

This section contains frequency distribution tables for all of the questions found on the 2010 Oregon Student Wellness Survey. Two versions of the survey were used, one for 6th grade and another for 8th and 11th grades. The 6th grade survey consisted of a subset of the questions found on the 8th/11th grade version. In order to provide results that spanned all grade levels in a single report, the data for questions that did not appear on the 6th grade version were coded as missing.

A.1 Frequency Distribution Tables

A.1.1 Demographics

Table 37: How old are you?

	Grade 6		Grade 8	
	School	State	School	State
10 or younger	1.6	0.1		
11 years old	49.2	33.4		
12 years old	48.4	63.6		0.2
13 years old	0.8	2.8	32.3	32.0
14 years old		0.0	66.9	64.7
15 years old			0.8	3.0
16 years old				0.1
17 years old				
18 years old				
19 years old or older				
N of Valid	126	17,450	124	19,417
N of Miss	0	44	0	48

Table 38: What is your sex?

	Grade 6		Grade 8	
	School	State	School	State
Female	55.6	50.5	42.7	50.4
Male	44.4	49.5	57.3	49.6
N of Valid	124	17,392	124	19,367
N of Miss	2	102	0	98

Table 39: In what grade are you?

	Grade 6		Grade 8	
	School	State	School	State
5th				
6th	100.0	100.0		
7th				
8th			100.0	100.0
9th				
10th				
11th				
12th				
N of Valid	126	17,495	124	19,465
N of Miss	0	0	0	0

Table 40: What is your race?

	Grade 6		Grade 8	
	School	State	School	State
American Indian or Alaska Native	7.4	6.6	11.2	4.6
Asian	4.1	4.8		4.6
Black or African American	3.3	4.5	0.9	4.8
Native or Other Pacific Islander	5.8	4.4	0.9	3.9
White	79.3	79.7	87.1	82.1
N of Valid	121	14,852	116	16,764
N of Miss	5	2,644	8	2,701

Table 41: Are you Hispanic or Latino?

	Grade 6		Grade 8	
	School	State	School	State
Yes	19.6	23.3	16.9	21.1
No	80.4	76.7	83.1	78.9
N of Valid	112	16,404	118	18,921
N of Miss	14	1,091	6	544

Table 42: What is the language you use most often at home?

	Grade 6		Grade 8	
	School	State	School	State
English	95.2	85.4	93.5	87.9
Spanish	4.0	11.6	4.8	9.0
Another language	0.8	3.0	1.6	3.1
N of Valid	126	17,230	124	19,164
N of Miss	0	264	0	301

A.1.2 Transitions and Mobility

Table 43: Have you changed homes in the past year?

	Grade 6		Grade 8	
	School	State	School	State
Yes	43.1	29.7	31.9	26.3
No	56.9	70.3	68.1	73.7
N of Valid	123	16,038	119	18,081
N of Miss	3	1,458	5	1,383

Table 44: Have you changed schools (including changing from elementary to middle or middle to high school) in the past year?

	Grade 6		Grade 8	
	School	State	School	State
Yes	68.3	59.0	16.0	18.5
No	31.7	41.0	84.0	81.5
N of Valid	123	15,988	119	18,049
N of Miss	3	1,506	5	1,416

Table 45: How many times have you changed homes since kindergarten?

	Grade 6		Grade 8	
	School	State	School	State
Never	20.7	36.3	19.3	29.7
1 or 2 times	34.7	33.7	40.3	33.5
3 or 4 times	19.8	16.8	19.3	18.7
5 or 6 times	11.6	6.4	6.7	8.8
7 or more times	13.2	6.9	14.3	9.3
N of Valid	121	15,910	119	17,994
N of Miss	5	1,584	5	1,471

Table 46: How many times have you changed schools (including changing from elementary to middle or middle to high school) since kindergarten?

	Grade 6		Grade 8	
	School	State	School	State
Never	29.1	30.0	25.4	20.5
1 or 2 times	38.5	42.7	44.9	43.0
3 or 4 times	18.8	17.7	18.6	23.2
5 or 6 times	6.0	5.6	3.4	7.7
7 or more times	7.7	4.0	7.6	5.6
N of Valid	117	15,610	118	17,581
N of Miss	9	1,886	6	1,885

A.2 School Climate

A.2.1 Academic Performance

Table 47: Are your school grades better than the grades of most students in your class?

	Grade 6		Grade 8	
	School	State	School	State
NO!	5.6	5.1	6.6	6.6
no	36.5	32.4	37.7	32.8
yes	47.6	49.2	50.8	46.6
YES!	10.3	13.3	4.9	14.1
N of Valid	126	17,048	122	19,185
N of Miss	0	447	2	280

Table 48: Putting them all together, what were your grades like last year?

	Grade 6		Grade 8	
	School	State	School	State
Mostly F's	3.2	2.0	4.9	3.6
Mostly D's	6.3	3.6	8.1	6.1
Mostly C's	17.5	15.1	17.1	19.1
Mostly B's	29.4	37.2	43.1	31.9
Mostly A's	43.7	42.0	26.8	39.4
N of Valid	126	16,849	123	19,053
N of Miss	0	647	1	411

A.2.2 School Commitment

Table 49: During the LAST FOUR WEEKS how many whole days have you missed because you skipped or "cut"?

	Grade 6		Grade 8	
	School	State	School	State
None	88.0	90.5	80.2	82.8
1	3.2	4.6	6.6	6.8
2	2.4	1.6	6.6	3.9
3	1.6	1.3	0.8	2.5
4 to 5	2.4	1.1	3.3	2.0
6 to 10	1.6	0.4	1.7	0.9
11 or more	0.8	0.5	0.8	1.1
N of Valid	125	16,446	121	18,397
N of Miss	1	1,049	3	1,068

Table 50: How important do you think the things you are learning in school are going to be for your later life?

	Grade 6		Grade 8	
	School	State	School	State
Very important	58.1	61.6	43.8	42.2
Quite important	18.5	23.6	24.0	28.1
Fairly important	13.7	9.5	18.2	18.1
Slightly important	4.0	3.4	9.9	8.7
Not at all important	5.6	1.8	4.1	2.9
N of Valid	124	16,400	121	18,349
N of Miss	2	1,094	3	1,117

Table 51: How interesting are most of your courses to you?

	Grade 6		Grade 8	
	School	State	School	State
Very interesting and stimulating	18.3	22.2	8.3	11.6
Quite interesting	40.8	35.6	21.7	26.6
Fairly interesting	28.3	24.2	41.7	32.7
Slightly boring	5.8	10.6	20.0	16.6
Very boring	6.7	7.5	8.3	12.6
N of Valid	120	16,028	120	18,255
N of Miss	6	1,467	4	1,209

Table 52: How often do you feel that the school work you are assigned is meaningful and important?

	Grade 6		Grade 8	
	School	State	School	State
Never	11.1	6.2	7.5	8.4
Seldom	7.1	7.0	14.2	14.8
Sometimes	24.6	23.9	38.3	35.4
Often	27.0	32.3	25.0	27.5
Almost always	30.2	30.5	15.0	14.0
N of Valid	126	14,582	120	17,123
N of Miss	0	2,914	4	2,342

Table 53: Now, thinking back over the past year in school, how often did you enjoy being in school?

	Grade 6		Grade 8	
	School	State	School	State
Never	12.0	7.2	7.5	8.6
Seldom	8.8	8.9	19.2	12.9
Sometimes	20.0	24.4	30.8	30.9
Often	32.8	31.6	34.2	30.9
Almost always	26.4	27.9	8.3	16.8
N of Valid	125	16,221	120	18,175
N of Miss	1	1,273	4	1,290

Table 54: Now, thinking back over the past year in school, how often did you hate being in school?

	Grade 6		Grade 8	
	School	State	School	State
Never	15.1	22.6	8.4	11.9
Seldom	30.2	29.9	29.4	28.4
Sometimes	31.0	26.3	31.1	30.2
Often	8.7	11.9	21.8	18.2
Almost always	15.1	9.3	9.2	11.2
N of Valid	126	16,092	119	18,158
N of Miss	0	1,403	5	1,307

Table 55: Now, thinking back over the past year in school, how often did you try to do your best work in school?

	Grade 6		Grade 8	
	School	State	School	State
Never	5.6	2.6	6.7	3.0
Seldom	2.4	2.6	5.8	5.6
Sometimes	10.3	9.3	14.2	17.3
Often	28.6	24.1	31.7	31.0
Almost always	53.2	61.4	41.7	43.1
N of Valid	126	16,180	120	18,196
N of Miss	0	1,314	4	1,270

A.2.3 Opportunities for Prosocial Involvement in School

Table 56: I have lots of chances to be part of class discussions or activities.

	Grade 6		Grade 8	
	School	State	School	State
NO!	7.9	4.7	4.2	4.8
no	14.3	9.4	14.2	11.3
yes	38.1	48.1	65.0	54.8
YES!	39.7	37.8	16.7	29.2
N of Valid	126	16,065	120	18,098
N of Miss	0	1,431	4	1,368

Table 57: In my school, students have lots of chances to help decide things like class activities and rules.

	Grade 6		Grade 8	
	School	State	School	State
NO!	10.4	8.1	14.3	11.5
no	22.4	24.8	42.0	34.0
yes	44.0	45.9	37.0	41.3
YES!	23.2	21.2	6.7	13.2
N of Valid	125	15,871	119	18,008
N of Miss	1	1,624	5	1,457

Table 58: Teachers ask me to work on special classroom projects.

	Grade 6		Grade 8	
	School	State	School	State
NO!	8.1	11.8	14.3	12.7
no	41.9	34.0	32.8	43.8
yes	35.5	37.4	45.4	33.5
YES!	14.5	16.8	7.6	10.0
N of Valid	124	15,687	119	17,749
N of Miss	2	1,808	5	1,716

Table 59: There are lots of chances for students in my school to get involved in sports, clubs, and other school activities outside of class.

	Grade 6		Grade 8	
	School	State	School	State
NO!	3.3	3.9	3.4	4.6
no	11.5	9.0	8.4	10.5
yes	35.2	39.2	55.5	47.4
YES!	50.0	47.9	32.8	37.6
N of Valid	122	15,977	119	17,994
N of Miss	4	1,518	5	1,470

A.2.4 Rewards for Prosocial Involvement in School

Table 60: My teacher(s) notices when I am doing a good job and lets me know about it.

	Grade 6		Grade 8	
	School	State	School	State
NO!	7.2	6.3	9.2	7.2
no	21.6	14.6	21.7	22.1
yes	49.6	44.4	58.3	48.2
YES!	21.6	34.7	10.8	22.5
N of Valid	125	15,933	120	17,965
N of Miss	1	1,561	4	1,499

Table 61: My teachers praise me when I work hard in school.

	Grade 6		Grade 8	
	School	State	School	State
NO!	11.3	9.0	11.8	10.8
no	29.0	24.8	32.8	32.0
yes	39.5	42.4	50.4	41.0
YES!	20.2	23.8	5.0	16.3
N of Valid	124	15,703	119	17,874
N of Miss	2	1,793	5	1,591

Table 62: The school lets my parents know when I have done something well.

	Grade 6		Grade 8	
	School	State	School	State
NO!	17.1	14.6	26.3	19.7
no	40.7	34.5	43.2	41.2
yes	29.3	32.0	24.6	27.3
YES!	13.0	18.9	5.9	11.8
N of Valid	123	15,763	118	17,903
N of Miss	3	1,732	6	1,562

A.2.5 Supportive Atmosphere in School

Table 63: In my school, teachers treat students with respect.

	Grade 6		Grade 8	
	School	State	School	State
NO!			18.3	9.7
no			22.5	15.1
yes			45.0	52.8
YES!			14.2	22.4
N of Valid	0	0	120	17,787
N of Miss	126	17,495	4	1,678

Table 64: I can talk to teachers openly and freely about my concerns.

	Grade 6		Grade 8	
	School	State	School	State
NO!	11.8	13.8	30.0	20.3
no	22.7	17.4	35.0	27.9
yes	43.7	38.9	26.7	37.6
YES!	21.8	30.0	8.3	14.2
N of Valid	119	16,211	120	18,156
N of Miss	7	1,284	4	1,309

Table 65: There are lots of chances for students in my school to talk with a teacher.

	Grade 6		Grade 8	
	School	State	School	State
NO!	1.6	3.3	6.7	3.9
no	10.6	7.2	18.5	10.1
yes	50.4	39.1	50.4	49.3
YES!	37.4	50.4	24.4	36.6
N of Valid	123	15,805	119	17,896
N of Miss	3	1,689	5	1,569

Table 66: Most students at my school help each other when they are hurt or upset.

	Grade 6		Grade 8	
	School	State	School	State
NO!			20.8	10.9
no			19.2	20.2
yes			47.5	52.4
YES!			12.5	16.4
N of Valid	0	0	120	18,015
N of Miss	126	17,495	4	1,451

Table 67: Students are picked on by other students for working hard at our school.

	Grade 6		Grade 8	
	School	State	School	State
NO!			23.3	22.0
no			36.7	42.1
yes			30.0	26.8
YES!			10.0	9.1
N of Valid	0	0	120	17,964
N of Miss	126	17,495	4	1,501

A.2.6 Safe School Environment

Table 68: I feel safe at my school.

	Grade 6		Grade 8	
	School	State	School	State
NO!	7.2	5.0	5.0	6.0
no	13.6	9.4	18.3	12.5
yes	46.4	40.7	61.7	53.4
YES!	32.8	44.8	15.0	28.0
N of Valid	125	15,484	120	17,557
N of Miss	1	2,012	4	1,908

Table 69: During the past 30 days, on how many days did you not go to school because you felt you would be unsafe at school or on your way to or from school?

	Grade 6		Grade 8	
	School	State	School	State
0 days	87.5	90.7	89.3	91.7
1 day	7.5	5.5	5.0	4.5
2 or 3 days	3.3	2.3	3.3	2.1
4 or 5 days	0.8	0.5		0.6
6 or more days	0.8	1.0	2.5	1.1
N of Valid	120	16,431	121	18,464
N of Miss	6	1,064	3	1,002

Table 71: How many times in the past year (12 months) have you been drunk or high at school?

	Grade 6		Grade 8	
	School	State	School	State
Never			93.3	89.9
1 or 2 times			1.7	5.3
3 to 5 times			2.5	1.7
6 to 9 times			0.8	0.9
10 to 19 times			0.8	0.6
20 to 29 times			0.8	0.4
30 to 39 times				0.1
40+ times				1.1
N of Valid	0	0	120	17,952
N of Miss	126	17,495	4	1,513

Table 70: During the past 12 months, how many times were you in a physical fight on school property?

	Grade 6		Grade 8	
	School	State	School	State
0 times	62.7	65.1	60.3	62.2
1 time	15.9	14.1	18.2	15.2
2 or 3 times	7.1	10.4	12.4	12.4
4 or 5 times	5.6	3.8	4.1	4.0
6 or 7 times	0.8	1.7		1.6
8 or 9 times	2.4	1.0	1.7	1.1
10 or 11 times		0.5	0.8	0.5
12 or more times	5.6	3.3	2.5	3.0
N of Valid	126	16,163	121	18,067
N of Miss	0	1,332	3	1,398

Table 72: How many times in the past year (12 months) have you been suspended from school?

	Grade 6		Grade 8	
	School	State	School	State
Never			72.5	85.0
1 or 2 times			15.8	10.4
3 to 5 times			5.0	2.5
6 to 9 times			3.3	0.9
10 to 19 times			0.8	0.5
20 to 29 times			0.8	0.2
30 to 39 times			0.8	0.1
40+ times			0.8	0.6
N of Valid	0	0	120	17,955
N of Miss	126	17,495	4	1,510

Table 73: How many times in the past year (12 months) have you taken a handgun to school?

	Grade 6		Grade 8	
	School	State	School	State
Never			99.2	98.6
1 or 2 times				0.4
3 to 5 times			0.8	0.2
6 to 9 times				0.1
10 to 19 times				0.1
20 to 29 times				0.0
30 to 39 times				0.0
40+ times				0.6
N of Valid	0	0	119	17,936
N of Miss	126	17,495	5	1,529

A.2.7 Harassment and Bullying

During the past 30 days have you ever been harassed at school (or on the way to or from school) in relations to any of the following issues?

Table 74: Harassment about your race or ethnic origin.

	Grade 6		Grade 8	
	School	State	School	State
NO!	67.2	74.4	58.3	55.6
no	24.4	18.0	34.2	29.9
yes	5.9	5.2	5.8	10.2
YES!	2.5	2.3	1.7	4.3
N of Valid	119	16,110	120	18,390
N of Miss	7	1,386	4	1,075

Table 75: Unwanted sexual comments or attention.

	Grade 6		Grade 8	
	School	State	School	State
NO!	58.8	74.8	42.5	48.0
no	21.8	14.6	34.2	30.3
yes	11.8	6.3	16.7	15.4
YES!	7.6	4.3	6.7	6.3
N of Valid	119	16,075	120	18,246
N of Miss	7	1,420	4	1,220

Table 76: Harassment because someone thought you were gay, lesbian, bisexual or transgender.

	Grade 6		Grade 8	
	School	State	School	State
NO!	68.6	62.4	55.8	59.5
no	19.5	17.2	35.0	25.9
yes	6.8	13.5	5.0	9.6
YES!	5.1	6.9	4.2	5.0
N of Valid	118	16,056	120	18,285
N of Miss	8	1,439	4	1,180

Table 77: Harassment about your weight, clothes, acne, or other physical characteristics.

	Grade 6		Grade 8	
	School	State	School	State
NO!	44.6	60.9	42.1	45.2
no	20.7	19.2	28.9	27.5
yes	23.1	13.3	22.3	19.1
YES!	11.6	6.7	6.6	8.1
N of Valid	121	15,904	121	18,259
N of Miss	5	1,591	3	1,205

Table 78: Harassment about your group of friends.

	Grade 6		Grade 8	
	School	State	School	State
NO!	53.8	70.1	43.0	47.1
no	21.4	16.3	35.5	30.4
yes	19.7	8.6	16.5	16.3
YES!	5.1	5.0	5.0	6.2
N of Valid	117	16,009	121	18,318
N of Miss	9	1,486	3	1,146

Table 79: Harassment for other reasons.

	Grade 6		Grade 8	
	School	State	School	State
NO!	44.9	56.2	35.0	42.6
no	17.8	13.6	25.0	26.0
yes	18.6	16.3	28.3	19.4
YES!	18.6	13.9	11.7	12.1
N of Valid	118	16,021	120	18,197
N of Miss	8	1,474	4	1,269

A.3 Social, Emotional and Mental Health

A.3.1 Positive Youth Development

Table 80: Positive Youth Development

	Grade 6		Grade 8	
	School	State	School	State
Strong positive youth development			58.0	60.3
Weak positive youth development			42.0	39.7
N of Valid	0	0	112	17,088
N of Miss	126	17,495	12	2,377

Table 81: Would you say that in general your physical health is...

	Grade 6		Grade 8	
	School	State	School	State
Excellent			28.8	37.5
Very good			38.1	30.3
Good			25.4	22.2
Fair			5.9	7.2
Poor			1.7	2.8
N of Valid	0	0	118	17,852
N of Miss	126	17,495	6	1,613

Table 82: Would you say that in general your emotional and mental health is...

	Grade 6		Grade 8	
	School	State	School	State
Excellent			29.4	35.7
Very good			27.7	31.3
Good			17.6	18.8
Fair			20.2	9.3
Poor			5.0	5.0
N of Valid	0	0	119	17,842
N of Miss	126	17,495	5	1,622

Table 83: I can do most things if I try.

	Grade 6		Grade 8	
	School	State	School	State
Very much true			51.3	50.4
Pretty much true			37.8	38.9
A little true			10.9	9.0
Not at all true				1.8
N of Valid	0	0	119	17,927
N of Miss	126	17,495	5	1,539

Table 84: I can work out my problems.

	Grade 6		Grade 8	
	School	State	School	State
Very much true			37.3	41.5
Pretty much true			40.7	43.0
A little true			21.2	12.8
Not at all true			0.8	2.8
N of Valid	0	0	118	17,850
N of Miss	126	17,495	6	1,615

Table 85: I volunteer to help others in my community.

	Grade 6		Grade 8	
	School	State	School	State
Very much true			18.8	19.4
Pretty much true			26.5	24.5
A little true			38.5	37.3
Not at all true			16.2	18.8
N of Valid	0	0	117	17,592
N of Miss	126	17,495	7	1,873

Table 86: There is at least one teacher or other adult in my school that really cares about me.

	Grade 6		Grade 8	
	School	State	School	State
Very much true			38.1	39.0
Pretty much true			27.1	26.3
A little true			27.1	22.1
Not at all true			7.6	12.6
N of Valid	0	0	118	17,756
N of Miss	126	17,495	6	1,708

A.3.2 Mental Health Inventory

Table 87: Mental Health Inventory 5

	Grade 6		Grade 8	
	School	State	School	State
Below MHI-5 cutoff	97.5	95.2	89.7	93.3
At or above MHI-5 cutoff	2.5	4.8	10.3	6.7
N of Valid	122	15,593	116	18,236
N of Miss	4	1,902	8	1,229

Table 88: During the past 30 days, how much of the time have you been a happy person?

	Grade 6		Grade 8	
	School	State	School	State
All of the time	25.4	22.3	13.3	18.9
Most of the time	42.1	45.6	43.3	42.8
A good bit of the time	19.0	15.1	15.0	17.4
Some of the time	8.7	9.9	17.5	12.1
A little of the time	3.2	5.0	8.3	7.0
None of the time	1.6	2.0	2.5	1.8
N of Valid	126	16,593	120	18,993
N of Miss	0	901	4	472

Table 89: During the past 30 days, how much of the time have you felt calm and peaceful?

	Grade 6		Grade 8	
	School	State	School	State
All of the time	14.3	18.0	9.1	14.2
Most of the time	31.0	30.8	28.9	29.0
A good bit of the time	19.8	19.5	26.4	21.1
Some of the time	20.6	14.8	12.4	17.1
A little of the time	10.3	10.1	17.4	12.4
None of the time	4.0	6.8	5.8	6.2
N of Valid	126	16,359	121	18,814
N of Miss	0	1,136	3	650

Table 90: During the past 30 days, how much of the time have you been a very nervous person?

	Grade 6		Grade 8	
	School	State	School	State
All of the time	3.2	4.4	4.2	3.7
Most of the time	6.3	7.1	8.5	5.8
A good bit of the time	11.9	8.3	9.3	8.7
Some of the time	15.1	16.8	16.1	17.2
A little of the time	45.2	39.5	45.8	41.7
None of the time	18.3	23.9	16.1	22.9
N of Valid	126	16,388	118	18,884
N of Miss	0	1,107	6	581

Table 91: During the past 30 days, how much of the time have you felt downhearted and blue?

	Grade 6		Grade 8	
	School	State	School	State
All of the time	0.8	3.9	6.0	4.0
Most of the time	4.9	6.1	7.8	6.9
A good bit of the time	8.2	7.1	12.1	8.5
Some of the time	16.4	12.5	14.7	14.4
A little of the time	35.2	31.7	32.8	34.2
None of the time	34.4	38.6	26.7	32.0
N of Valid	122	16,040	116	18,631
N of Miss	4	1,455	8	833

Table 92: During the past 30 days, how much of the time have you felt so down in the dumps that nothing could cheer you up?

	Grade 6		Grade 8	
	School	State	School	State
All of the time	1.6	3.9	5.9	3.6
Most of the time	4.0	4.4	4.2	4.8
A good bit of the time	3.2	4.7	6.7	5.2
Some of the time	6.3	6.5	12.6	7.5
A little of the time	22.2	17.8	18.5	19.2
None of the time	62.7	62.7	52.1	59.7
N of Valid	126	16,492	119	18,954
N of Miss	0	1,003	5	511

A.3.3 Depression and Suicidality

Table 93: During the past 12 months did you ever feel so sad or hopeless almost every day for two weeks or more in a row that you stopped doing some usual activities?

	Grade 6		Grade 8	
	School	State	School	State
Yes	20.0	17.7	28.9	22.1
No	80.0	82.3	71.1	77.9
N of Valid	125	16,549	121	19,073
N of Miss	1	946	3	391

Table 94: During the past 12 months did you ever seriously consider attempting suicide?

	Grade 6		Grade 8	
	School	State	School	State
Yes				13.9
No				86.1
N of Valid	0	0	0	15,388
N of Miss	126	17,495	124	4,077

Table 95: During the past 12 months how many times did you actually attempt suicide?

	Grade 6		Grade 8	
	School	State	School	State
0 times			91.7	91.0
1 time			5.8	4.4
2 or 3 times			0.8	2.6
4 or 5 times				0.8
6 or more times			1.7	1.3
N of Valid	0	0	121	18,470
N of Miss	126	17,495	3	994

A.3.4 Problem Gambling

Table 96: Please mark ALL the different types of gambling that you have bet on, if any, during the last 30 days:

	Grade 6		Grade 8	
	School	State	School	State
Playing lottery tickets.	7.1	6.2	15.3	8.8
Playing Powerball or Megabucks.	2.4	2.1	4.0	2.7
Playing dice or coin flips.	11.9	12.4	18.5	14.8
Playing cards (poker, etc.).	15.1	13.2	26.6	18.8
Betting on a sports team.	16.7	14.0	20.2	18.2
Betting on a horse/dog race.	3.2	1.9		1.6
Betting on games of personal skill (bowling, video games, dares, etc.).	23.8	19.7	30.6	25.4
Gambling on the Internet for free or with money.	3.2	2.7	9.7	4.7
Gambling at a casino.		0.7		0.8
Playing Bingo for money.	5.6	6.5	8.1	6.0
None.	54.0	57.6	45.2	50.9
Other.	8.7	8.8	18.5	12.0
N of Valid	126	17,495	124	19,465
N of Miss	0	0	0	0

Table 97: During the last 12 months, have you ever felt bad about the amount you bet, or about what happens when you bet money?

	Grade 6		Grade 8	
	School	State	School	State
Yes			5.0	4.2
No			32.5	32.9
I don't bet for money.			62.5	62.9
N of Valid	0	0	120	18,353
N of Miss	126	17,495	4	1,112

Table 98: During the last 12 months, have you ever felt that you would like to stop betting money but didn't think you could?

	Grade 6		Grade 8	
	School	State	School	State
Yes			1.7	2.7
No			34.5	33.1
I don't bet for money.			63.9	64.1
N of Valid	0	0	119	18,317
N of Miss	126	17,495	5	1,148

Table 99: In total, how much money have you bet in any form (lottery, card games, bingo, internet, sports, with friends) in the past three months?

	Grade 6		Grade 8	
	School	State	School	State
0			61.2	63.5
\$1 - \$10			23.1	22.9
\$11 - \$50			9.1	8.1
\$51 - \$100			1.7	2.6
\$101 - \$200			3.3	1.1
\$201 - \$500			0.8	0.6
Over \$500			0.8	1.3
N of Valid	0	0	121	18,489
N of Miss	126	17,495	3	977

Table 100: Have you ever lied to anyone about betting/gambling?

	Grade 6		Grade 8	
	School	State	School	State
NO!	59.2	71.2	68.6	69.8
no	26.7	18.6	24.0	24.3
yes	13.3	6.4	4.1	4.4
YES!	0.8	3.7	3.3	1.6
N of Valid	120	15,751	121	18,426
N of Miss	6	1,744	3	1,038

Table 101: Have you ever bet/gambled more than you wanted to?

	Grade 6		Grade 8	
	School	State	School	State
NO!	59.5	72.6	65.8	69.5
no	19.8	17.2	30.8	24.2
yes	17.4	6.6	1.7	4.8
YES!	3.3	3.6	1.7	1.6
N of Valid	121	15,613	120	18,315
N of Miss	5	1,883	4	1,151

Table 102: Have your parents ever talked to you about the risks of betting/gambling?

	Grade 6		Grade 8	
	School	State	School	State
NO!	17.9	19.3	22.3	25.7
no	24.4	22.4	25.6	27.8
yes	26.8	29.6	39.7	29.2
YES!	30.9	28.7	12.4	17.3
N of Valid	123	15,820	121	18,345
N of Miss	3	1,675	3	1,120

Table 103: Have your teachers ever talked to you about the risks of betting/gambling?

	Grade 6		Grade 8	
	School	State	School	State
NO!	23.1	31.8	34.2	32.5
no	36.4	35.9	39.2	36.8
yes	19.8	19.6	23.3	21.4
YES!	20.7	12.7	3.3	9.3
N of Valid	121	15,769	120	18,277
N of Miss	5	1,725	4	1,188

A.4 Substance Use

A.4.1 Tobacco Use

Table 104: During the past 30 days, on how many days did you smoke cigarettes?

	Grade 6		Grade 8	
	School	State	School	State
0 days	96.0	97.3	90.1	91.8
1 or 2 days	3.2	1.5	3.3	3.6
3 to 5 days	0.8	0.4	1.7	1.2
6 to 9 days		0.2	0.8	0.8
10 to 19 days		0.2	0.8	0.7
20 to 29 days		0.1		0.5
All 30 days		0.4	3.3	1.3
N of Valid	124	17,198	121	19,003
N of Miss	2	298	3	462

Table 105: During the past 30 days, on how many days did you use other tobacco products?

	Grade 6		Grade 8	
	School	State	School	State
0 days	98.4	98.4	90.1	95.0
1 or 2 days	1.6	0.8	5.8	2.2
3 to 5 days		0.2	0.8	0.8
6 to 9 days		0.1	0.8	0.5
10 to 19 days		0.1	1.7	0.5
20 to 29 days		0.1		0.2
All 30 days		0.3	0.8	0.7
N of Valid	125	17,166	121	18,990
N of Miss	1	328	3	476

Table 106: Used cigarettes or other tobacco products in the past 30 days

	Grade 6		Grade 8	
	School	State	School	State
No use	95.2	96.8	87.6	90.2
Use	4.8	3.2	12.4	9.8
N of Valid	125	17,256	121	19,096
N of Miss	1	240	3	369

Table 107: How old were you when you smoked a whole cigarette for the first time?

	Grade 6		Grade 8	
	School	State	School	State
Never have	93.4	95.8	81.8	84.6
8 or younger	0.8	0.8	3.3	1.6
9	0.8	0.6	4.1	0.9
10	4.1	0.9		1.5
11	0.8	1.1	1.7	2.0
12		0.6	3.3	3.3
13		0.1	5.0	4.6
14			0.8	1.4
15		0.1		0.0
16				0.0
17 or older				0.0
N of Valid	121	17,027	121	19,056
N of Miss	5	468	3	408

Table 108: Average age the first time a whole cigarette was smoked

	Grade 6		Grade 8	
	School	State	School	State
Age in years	9.8	10.2	10.9	11.6

Table 109: How old were you when you first used tobacco products other than cigarettes such as snuff, chewing tobacco, and smoking tobacco from a pipe?

	Grade 6		Grade 8	
	School	State	School	State
Never have	94.3	97.4	84.9	90.6
8 or younger		0.5		0.9
9	0.8	0.3	0.8	0.4
10	3.3	0.5	1.7	0.8
11	1.6	0.7	2.5	1.0
12		0.4	2.5	2.0
13		0.1	5.9	2.9
14			1.7	1.3
15		0.1		0.0
16				0.0
17 or older				0.1
N of Valid	122	17,059	119	19,084
N of Miss	4	437	5	380

Table 110: Average age the first time tobacco products other than cigarettes were used

	Grade 6		Grade 8	
	School	State	School	State
Age in years	10.1	10.4	12.1	11.8

A.4.2 Alcohol Use

Table 111: During the past 30 days, on how many days did you have at least one drink of alcohol?

	Grade 6		Grade 8	
	School	State	School	State
0 days	88.7	91.9	80.2	77.5
1 or 2 days	9.7	6.1	14.9	15.2
3 to 5 days	0.8	0.9	2.5	3.5
6 to 9 days	0.8	0.4	1.7	1.8
10 to 19 days		0.2		1.2
20 to 29 days		0.1		0.4
All 30 days		0.4	0.8	0.5
N of Valid	124	17,206	121	19,031
N of Miss	2	287	3	433

Table 112: During the past 30 days, on how many days did you have 5 or more drinks of alcohol in a row, that is, within a couple of hours?

	Grade 6		Grade 8	
	School	State	School	State
0 days	97.6	98.0	90.8	91.1
1 or 2 days	2.4	1.3	6.7	5.3
3 to 5 days		0.2	0.8	1.7
6 to 9 days		0.1	0.8	0.8
10 to 19 days		0.1		0.5
20 to 29 days		0.1		0.2
All 30 days		0.3	0.8	0.4
N of Valid	124	17,205	120	19,024
N of Miss	2	290	4	440

Table 113: How old were you when you had your first drink of alcohol other than a few sips?

	Grade 6		Grade 8	
	School	State	School	State
Never have	83.1	85.0	58.3	62.6
8 or younger	5.6	4.3	6.7	4.3
9	1.6	1.9	3.3	1.8
10	5.6	3.2	1.7	3.7
11	2.4	3.4	9.2	4.0
12	1.6	1.9	7.5	7.7
13		0.1	6.7	11.6
14		0.0	6.7	4.2
15		0.1		0.2
16				
17 or older				0.1
N of Valid	124	17,027	120	19,062
N of Miss	2	468	4	404

Table 114: Average age of first alcohol use (more than a sip or two)

	Grade 6		Grade 8	
	School	State	School	State
Age in years	9.6	9.8	11.3	11.6

Table 115: How old were you when you first began drinking alcoholic beverages regularly, that is, at least once or twice a month?

	Grade 6		Grade 8	
	School	State	School	State
Never have	89.5	92.7	79.8	78.2
8 or younger	3.2	1.6	1.7	1.8
9	2.4	0.7	0.8	0.8
10	2.4	1.4	1.7	1.6
11	1.6	1.9	1.7	2.1
12	0.8	1.3	3.4	4.6
13		0.1	6.7	7.8
14			4.2	2.9
15		0.1		0.1
16				0.0
17 or older				0.1
N of Valid	124	17,117	119	19,078
N of Miss	2	380	5	388

Table 116: Average age when first began drinking alcoholic beverages regularly (at least once or twice a month)

	Grade 6		Grade 8	
	School	State	School	State
Age in years	9.5	10.2	12.0	12.0

Table 117: During the past 30 days, what type of alcohol did you usually drink?
Select only one response.

	Grade 6		Grade 8	
	School	State	School	State
I did not drink alcohol during the past 30 days.	88.4	91.5	75.6	78.1
I do not have a usual type.	1.7	1.5	2.5	2.3
Beer.	3.3	1.8	3.4	3.8
Flavored beverages (such as Smirnoff, Bacardi Silver, and Hard Lemonade).	2.5	1.3	2.5	4.4
Wine coolers (such as Bartles and Jaymes or Seagrams Wine).		0.2		0.5
Wine.	2.5	1.5	1.7	2.1
Liquor (such as vodka, rum, scotch, bourbon, or whiskey).		1.1	13.4	7.1
Some other type.	1.7	1.0	0.8	1.5
N of Valid	121	16,752	119	18,436
N of Miss	5	742	5	1,028

Table 118: During the past 30 days, how did you usually get the alcohol you drank? Select only one response.

	Grade 6		Grade 8	
	School	State	School	State
I did not drink alcohol during the past 30 days.	91.1	92.6	76.3	78.2
I bought it in a store such as a convenience store, supermarket, discount store, or gas station.		0.1		0.3
I bought it at a restaurant, bar or club.		0.1		0.2
I bought it at a public event such as a concert or sporting event.		0.1		0.1
I gave someone else money to buy it for me.		0.2	0.8	1.5
I got it from friends 21 or older.	1.6	0.9	3.4	3.0
I got it from friends under 21.		0.6	5.9	3.1
I took it from a store or family member.	1.6	1.4	7.6	4.5
I got it some other way.	5.7	4.0	5.9	9.2
N of Valid	123	16,744	118	18,888
N of Miss	3	752	6	576

A.4.3 Alcohol-related Risk Behaviors and Consequences

Table 119: During the past 30 days, how many times did you ride in a vehicle driven by a parent or other adult who had been drinking alcohol?

	Grade 6		Grade 8	
	School	State	School	State
0 times	75.0	85.6	76.9	83.3
1 time	8.1	7.2	13.2	8.6
2 or 3 times	5.6	3.5	5.0	4.6
4 or 5 times	1.6	1.0	1.7	1.2
6 or more times	9.7	2.7	3.3	2.2
N of Valid	124	16,098	121	17,981
N of Miss	2	1,396	3	1,485

Table 120: During the past 30 days, how many times did you ride in a vehicle driven by a teenager who had been drinking alcohol?

	Grade 6		Grade 8	
	School	State	School	State
0 times	90.8	95.8	91.7	94.7
1 time	5.0	2.0	4.2	2.7
2 or 3 times	0.8	0.9	2.5	1.3
4 or 5 times	1.7	0.5	1.7	0.6
6 or more times	1.7	0.8		0.8
N of Valid	120	16,022	120	17,947
N of Miss	6	1,472	4	1,518

Table 121: During the past 30 days, how many times did you drive a car or other vehicle when you had been drinking alcohol?

	Grade 6		Grade 8	
	School	State	School	State
0 times			96.7	97.4
1 time				1.2
2 or 3 times			0.8	0.6
4 or 5 times			0.8	0.2
6 or more times			1.7	0.6
N of Valid	0	0	120	17,994
N of Miss	126	17,495	4	1,471

Table 122: In the last 12 months, which of the following have you experienced?
Please mark all that apply.

	Grade 6		Grade 8	
	School	State	School	State
I did not drink alcohol in the last 12 months.	83.3	87.8	69.4	72.7
Missed school or class because of drinking alcohol.	0.8	0.9	2.4	2.4
Got sick to your stomach because of drinking alcohol.	1.6	2.2	7.3	7.3
Not been able to remember what happened while you were drinking alcohol.	1.6	1.5	8.9	7.0
Later regretted something you did while drinking alcohol.	1.6	1.7	8.9	5.3
Worried that you drank alcohol too much or too often.	0.8	1.5	3.2	3.7
N of Valid	126	17,495	124	19,465
N of Miss	0	0	0	0

A.4.4 Marijuana Use

Table 123: During the past 30 days, on how many days did you use marijuana?

	Grade 6		Grade 8	
	School	State	School	State
0 days	94.4	97.8	86.8	87.8
1 or 2 days	1.6	1.0	5.8	4.9
3 to 5 days		0.3	0.8	2.0
6 to 9 days	0.8	0.2	1.7	1.5
10 to 19 days	3.2	0.2	1.7	1.4
20 to 29 days		0.1	1.7	0.9
All 30 days		0.5	1.7	1.5
N of Valid	124	17,108	121	18,936
N of Miss	2	387	3	529

Table 124: During the past 30 days, how many times did you use marijuana?

	Grade 6		Grade 8	
	School	State	School	State
0 times	95.1	97.6	86.0	87.6
1 or 2 times	0.8	1.2	5.0	4.9
3 to 9 times	0.8	0.5	3.3	3.3
10 to 19 times	3.3	0.2	4.1	1.7
20 to 39 times		0.1	0.8	1.1
40 or more times		0.3	0.8	1.5
N of Valid	123	17,109	121	19,169
N of Miss	3	386	3	296

Table 125: How old were you when you tried marijuana for the first time?

	Grade 6		Grade 8	
	School	State	School	State
Never have	92.7	96.7	76.7	80.3
8 or younger	3.3	0.6	4.2	1.3
9		0.3	0.8	0.6
10	1.6	0.6		1.3
11	2.4	0.9	2.5	1.7
12		0.7	4.2	4.1
13		0.1	8.3	7.6
14		0.0	3.3	2.9
15		0.1		0.1
16				0.0
17 or older				0.1
N of Valid	123	17,033	120	19,109
N of Miss	3	462	4	357

Table 126: Average age of first marijuana use

	Grade 6		Grade 8	
	School	State	School	State
Age in years	9.4	10.5	11.7	12.1

A.4.5 Other Drug Use

Table 127: During the past 30 days, on how many days did you sniff glue, breathe the contents of aerosol spray cans, or any paints or sprays to get high?

	Grade 6		Grade 8	
	School	State	School	State
0 days	88.8	93.5	91.7	94.1
1 or 2 days	9.6	4.2	5.0	3.8
3 to 5 days	0.8	0.9		0.9
6 to 9 days	0.8	0.4	1.7	0.4
10 to 19 days		0.3		0.3
20 to 29 days		0.1	0.8	0.1
All 30 days		0.6	0.8	0.3
N of Valid	125	17,163	121	19,032
N of Miss	1	333	3	432

Table 128: During the past 30 days, on how many days did you use prescription drugs (without a doctor's orders) to get high?

	Grade 6		Grade 8	
	School	State	School	State
0 days			95.9	96.1
1 or 2 days				2.1
3 to 5 days			1.7	0.7
6 to 9 days			0.8	0.4
10 to 19 days			1.7	0.3
20 to 29 days				0.2
All 30 days				0.2
N of Valid	0	0	121	18,979
N of Miss	126	17,495	3	487

Table 129: During the past 30 days, on how many days did you use any form of cocaine, including powder, crack or freebase?

	Grade 6		Grade 8	
	School	State	School	State
0 days			98.4	98.6
1 or 2 days				0.6
3 to 5 days				0.3
6 to 9 days				0.1
10 to 19 days				0.1
20 to 29 days				0.1
All 30 days			1.6	0.2
N of Valid	0	0	122	18,991
N of Miss	126	17,495	2	474

Table 130: During the past 30 days, on how many days did you use ecstasy (also called MDMA)?

	Grade 6		Grade 8	
	School	State	School	State
0 days			97.5	98.3
1 or 2 days			0.8	0.9
3 to 5 days				0.2
6 to 9 days				0.2
10 to 19 days				0.1
20 to 29 days			0.8	0.1
All 30 days			0.8	0.2
N of Valid	0	0	121	18,945
N of Miss	126	17,495	3	520

Table 131: During the past 30 days, on how many days did you use heroin or other opiates or narcotics?

	Grade 6		Grade 8	
	School	State	School	State
0 days			99.2	99.0
1 or 2 days				0.4
3 to 5 days				0.2
6 to 9 days				0.2
10 to 19 days				0.1
20 to 29 days				0.0
All 30 days			0.8	0.2
N of Valid	0	0	121	18,878
N of Miss	126	17,495	3	586

Table 132: During the past 30 days, on how many days did you use LSD or other hallucinogens or psychedelics?

	Grade 6		Grade 8	
	School	State	School	State
0 days			97.5	98.4
1 or 2 days			0.8	0.9
3 to 5 days				0.2
6 to 9 days				0.1
10 to 19 days			1.6	0.1
20 to 29 days				0.1
All 30 days				0.2
N of Valid	0	0	122	18,944
N of Miss	126	17,495	2	521

Table 133: During the past 30 days, on how many days did you use methamphetamines (also called speed, crystal, crank or ice)?

	Grade 6		Grade 8	
	School	State	School	State
0 days			96.7	98.9
1 or 2 days			0.8	0.5
3 to 5 days				0.2
6 to 9 days			0.8	0.1
10 to 19 days				0.1
20 to 29 days				0.1
All 30 days			1.6	0.2
N of Valid	0	0	122	18,950
N of Miss	126	17,495	2	515

Table 134: Used any drugs in past 30 days (includes any use of marijuana, inhalants, prescription drugs, cocaine, ecstasy, heroin, hallucinogens or methamphetamines)

	Grade 6		Grade 8	
	School	State	School	State
No use	83.2	92.4	80.3	83.3
Use	16.8	7.6	19.7	16.7
N of Valid	125	17,250	122	19,123
N of Miss	1	245	2	342

Table 135: Used illicit drugs in past 30 days (includes any use of marijuana, cocaine, ecstasy, heroin, hallucinogens or methamphetamines)

	Grade 6		Grade 8	
	School	State	School	State
No use	94.4	97.8	86.1	87.2
Use	5.6	2.2	13.9	12.8
N of Valid	124	17,108	122	19,121
N of Miss	2	387	2	344

Table 136: Used illicit drugs other than marijuana (includes any use of cocaine, ecstasy, heroin, hallucinogens or methamphetamines)

	Grade 6		Grade 8	
	School	State	School	State
No use			95.9	96.7
Use			4.1	3.3
N of Valid	0	0	122	19,078
N of Miss	126	17,495	2	387

A.4.6 Lifetime Drug Use

Table 137: During your life, how many times have you sniffed glue, breathed the contents of aerosol spray cans, or inhaled any paints or sprays to get high?

	Grade 6		Grade 8	
	School	State	School	State
0 times	86.5	86.5	84.0	85.0
1 or 2 times	11.1	8.1	9.2	8.7
3 to 9 times	2.4	2.6	1.7	3.2
10 to 19 times		1.2	2.5	1.3
20 to 39 times		0.6	1.7	0.6
40 or more times		1.0	0.8	1.2
N of Valid	126	17,159	119	19,095
N of Miss	0	336	5	371

Table 138: During your life, how many times have you taken steroid pills or shots without a doctor's prescription?

	Grade 6		Grade 8	
	School	State	School	State
0 times	94.4	98.0	95.9	96.8
1 or 2 times	2.4	1.1	2.5	1.6
3 to 9 times		0.3	0.8	0.7
10 to 19 times		0.2		0.4
20 to 39 times		0.1	0.8	0.2
40 or more times	3.2	0.3		0.4
N of Valid	125	17,148	121	19,074
N of Miss	1	346	3	390

Table 139: During your life, how many times have you used any form of cocaine, including powder, crack, or freebase?

	Grade 6		Grade 8	
	School	State	School	State
0 times	95.2	98.7	99.2	97.1
1 or 2 times	1.6	0.7	0.8	1.5
3 to 9 times		0.2		0.5
10 to 19 times		0.1		0.3
20 to 39 times		0.0		0.1
40 or more times	3.2	0.3		0.5
N of Valid	124	17,108	120	19,064
N of Miss	2	387	4	402

Table 140: During your life, how many times have you used ecstasy (also called MDMA)?

	Grade 6		Grade 8	
	School	State	School	State
0 times	99.2	99.3	97.5	96.9
1 or 2 times	0.8	0.2	0.8	1.6
3 to 9 times		0.1	0.8	0.6
10 to 19 times		0.1		0.3
20 to 39 times		0.0		0.2
40 or more times		0.2	0.8	0.4
N of Valid	125	16,827	121	18,926
N of Miss	1	667	3	541

Table 141: During your life, how many times have you used heroin (also called smack, junk, or China White)?

	Grade 6		Grade 8	
	School	State	School	State
0 times	95.2	99.0	95.8	98.4
1 or 2 times	1.6	0.5	2.5	0.7
3 to 9 times		0.1	0.8	0.3
10 to 19 times		0.1	0.8	0.1
20 to 39 times		0.1		0.1
40 or more times	3.2	0.3		0.4
N of Valid	124	17,016	120	19,031
N of Miss	2	480	4	435

Table 142: During your life, how many times have you used methamphetamines (also called speed, crystal, crank, or ice)?

	Grade 6		Grade 8	
	School	State	School	State
0 times	96.0	98.5	95.8	97.9
1 or 2 times	0.8	0.7	0.8	1.1
3 to 9 times		0.2	0.8	0.3
10 to 19 times		0.1		0.2
20 to 39 times		0.1	1.7	0.1
40 or more times	3.2	0.4	0.8	0.4
N of Valid	125	16,985	120	19,033
N of Miss	1	511	4	432

Table 143: During your life, how many times have you used a needle to inject any illegal drug into your body?

	Grade 6		Grade 8	
	School	State	School	State
0 times			96.7	98.7
1 or 2 times				0.6
3 to 9 times			1.7	0.2
10 to 19 times			0.8	0.1
20 to 39 times				0.1
40 or more times			0.8	0.3
N of Valid	0	0	120	19,023
N of Miss	126	17,495	4	442

Table 144: Lifetime drug use (includes any use of marijuana, inhalants, cocaine, ecstasy, heroin, or methamphetamines)

	Grade 6		Grade 8	
	School	State	School	State
No use	81.0	84.4	66.4	72.1
Use	19.0	15.6	33.6	27.9
N of Valid	126	17,349	122	19,310
N of Miss	0	146	2	155

Table 145: Lifetime illicit drug use (includes any use of marijuana, cocaine, ecstasy, heroin, or methamphetamines)

	Grade 6		Grade 8	
	School	State	School	State
No use	91.3	95.3	76.2	79.5
Use	8.7	4.7	23.8	20.5
N of Valid	126	17,328	122	19,303
N of Miss	0	166	2	162

Table 146: Lifetime use of illicit drugs other than marijuana (includes any use of cocaine, ecstasy, heroin, or methamphetamines)

	Grade 6		Grade 8	
	School	State	School	State
No use	94.4	97.5	95.0	94.9
Use	5.6	2.5	5.0	5.1
N of Valid	126	17,180	121	19,120
N of Miss	0	314	3	345

A.4.7 Perceived Availability of Drugs

Table 147: If you wanted to get some cigarettes, how easy would it be for you to get some?

	Grade 6		Grade 8	
	School	State	School	State
Very hard	67.5	67.6	31.9	41.0
Sort of hard	15.1	15.8	25.2	20.6
Sort of easy	7.9	8.8	18.5	18.0
Very easy	9.5	7.8	24.4	20.4
N of Valid	126	16,900	119	19,070
N of Miss	0	595	5	394

Table 148: If you wanted to get some beer, wine or hard liquor (for example, vodka, whiskey, or gin), how easy would it be for you to get some?

	Grade 6		Grade 8	
	School	State	School	State
Very hard	64.3	62.2	27.5	29.4
Sort of hard	16.7	19.7	23.3	23.5
Sort of easy	9.5	10.9	28.3	25.0
Very easy	9.5	7.2	20.8	22.0
N of Valid	126	16,981	120	19,117
N of Miss	0	514	4	348

Table 149: If you wanted to get some marijuana, how easy would it be for you to get some?

	Grade 6		Grade 8	
	School	State	School	State
Very hard	83.3	85.4	47.1	49.1
Sort of hard	6.3	7.3	18.5	15.0
Sort of easy	3.2	3.9	11.8	14.9
Very easy	7.1	3.4	22.7	21.0
N of Valid	126	16,830	119	19,021
N of Miss	0	664	5	443

Table 150: If you wanted to get a drug like cocaine, LSD, or amphetamines, how easy would it be for you to get some?

	Grade 6		Grade 8	
	School	State	School	State
Very hard	94.4	91.9	79.0	76.1
Sort of hard	4.8	5.1	10.1	13.8
Sort of easy		1.7	4.2	6.2
Very easy	0.8	1.3	6.7	3.9
N of Valid	125	16,867	119	19,054
N of Miss	1	628	5	411

A.4.8 Perceived Risk of Harm from Substance Use

Table 151: How much do you think people risk harming themselves (physically or in other ways) if they smoke one or more packs of cigarettes per day?

	Grade 6		Grade 8	
	School	State	School	State
No risk	8.1	7.1	5.8	5.6
Slight risk	9.8	6.1	12.5	8.6
Moderate risk	13.8	16.4	17.5	19.7
Great risk	68.3	70.4	64.2	66.1
N of Valid	123	15,885	120	17,887
N of Miss	3	1,610	4	1,578

Table 152: How much do you think people risk harming themselves (physically or in other ways) if they take one or two drinks of an alcoholic beverage (beer, wine, or liquor) nearly every day?

	Grade 6		Grade 8	
	School	State	School	State
No risk	11.2	9.2	8.3	9.6
Slight risk	25.6	20.2	30.0	26.1
Moderate risk	30.4	31.8	40.0	34.6
Great risk	32.8	38.9	21.7	29.7
N of Valid	125	16,032	120	17,997
N of Miss	1	1,462	4	1,468

Table 153: How much do you think people risk harming themselves (physically or in other ways) when they have five or more drinks of an alcoholic beverage once or twice a week?

	Grade 6		Grade 8	
	School	State	School	State
No risk	11.5	7.6	5.0	6.6
Slight risk	15.6	14.1	18.3	17.6
Moderate risk	36.1	31.2	44.2	35.5
Great risk	36.9	47.2	32.5	40.4
N of Valid	122	15,965	120	17,932
N of Miss	4	1,531	4	1,533

Table 154: How much do you think people risk harming themselves (physically or in other ways) if they try marijuana once or twice?

	Grade 6		Grade 8	
	School	State	School	State
No risk	12.2	9.1	17.6	19.6
Slight risk	12.2	16.5	30.3	26.5
Moderate risk	33.3	26.8	23.5	23.4
Great risk	42.3	47.5	28.6	30.5
N of Valid	123	15,820	119	17,838
N of Miss	3	1,676	5	1,627

Table 155: How much do you think people risk harming themselves (physically or in other ways) if they smoke marijuana once or twice a week?

	Grade 6		Grade 8	
	School	State	School	State
No risk	9.7	7.7	14.2	11.2
Slight risk	12.9	7.2	15.0	14.6
Moderate risk	16.1	19.0	25.0	24.0
Great risk	61.3	66.1	45.8	50.2
N of Valid	124	15,866	120	17,925
N of Miss	2	1,629	4	1,540

A.4.9 Communication about Substance Use

Table 156: During the past 12 months have you talked with at least one of your parents about the dangers of tobacco, alcohol, or drug use?

	Grade 6		Grade 8	
	School	State	School	State
Yes	71.8	66.2	63.9	64.9
No	24.2	26.0	27.7	28.9
Don't know or can't say	4.0	7.8	8.4	6.2
N of Valid	124	17,040	119	19,157
N of Miss	2	456	5	308

Table 157: During the past 12 months have you had a special class about drugs or alcohol in school?

	Grade 6		Grade 8	
	School	State	School	State
Yes	22.2	51.6	59.8	57.2
No	59.5	39.4	27.9	34.6
Don't know or can't say	18.3	9.0	12.3	8.2
N of Valid	126	17,053	122	19,138
N of Miss	0	442	2	327

Table 158: During the past 12 months do you recall hearing, reading, or watching an advertisement about prevention of substance abuse?

	Grade 6		Grade 8	
	School	State	School	State
Yes	42.9	47.7	71.7	67.1
No	27.8	25.0	15.0	17.4
Don't know or can't say	29.4	27.3	13.3	15.4
N of Valid	126	16,954	120	19,161
N of Miss	0	541	4	304

Table 159: Would you be more or less likely to want to work for an employer that tests its employees for drug or alcohol use on a random basis?

	Grade 6		Grade 8	
	School	State	School	State
More likely			39.0	34.1
Less likely			17.8	15.2
Would make no difference			30.5	36.5
Don't know or can't say			12.7	14.3
N of Valid	0	0	118	18,928
N of Miss	126	17,495	6	537

A.5 Antisocial Behavior

A.5.1 Antisocial Behavior

Table 160: During the past 12 months how many times were you in a physical fight on school property?

	Grade 6		Grade 8	
	School	State	School	State
0 times	74.4	78.4	79.3	78.6
1 time	13.2	11.6	12.4	11.8
2 or 3 times	5.0	6.0	5.0	5.9
4 or 5 times	3.3	1.7	1.7	1.4
6 or 7 times	0.8	0.6		0.6
8 or 9 times	1.7	0.4	0.8	0.4
10 or 11 times		0.3		0.2
12 or more times	1.7	1.0	0.8	1.2
N of Valid	121	16,496	121	18,491
N of Miss	5	999	3	974

Table 161: How many times in the past year (12 months) have you attacked someone with the idea of seriously hurting them?

	Grade 6		Grade 8	
	School	State	School	State
Never			83.5	84.0
1 or 2 times			13.2	11.8
3 to 5 times			2.5	1.9
6 to 9 times				0.8
10 to 19 times			0.8	0.4
20 to 29 times				0.2
30 to 39 times				0.1
40+ times				0.8
N of Valid	0	0	121	18,019
N of Miss	126	17,495	3	1,447

Table 162: How many times in the past year (12 months) have you been arrested?

	Grade 6		Grade 8	
	School	State	School	State
Never			95.8	94.2
1 or 2 times			2.5	4.0
3 to 5 times			0.8	0.8
6 to 9 times				0.3
10 to 19 times				0.2
20 to 29 times			0.8	0.1
30 to 39 times				0.1
40+ times				0.5
N of Valid	0	0	119	17,995
N of Miss	126	17,495	5	1,471

Table 163: How many times in the past year (12 months) have you carried a handgun?

	Grade 6		Grade 8	
	School	State	School	State
Never			92.5	94.3
1 or 2 times			5.8	3.0
3 to 5 times				0.8
6 to 9 times			0.8	0.5
10 to 19 times			0.8	0.3
20 to 29 times				0.2
30 to 39 times				0.1
40+ times				0.8
N of Valid	0	0	120	17,957
N of Miss	126	17,495	4	1,507

Table 164: How many times in the past year (12 months) have you sold illegal drugs?

	Grade 6		Grade 8	
	School	State	School	State
Never			95.8	94.8
1 or 2 times			3.3	2.3
3 to 5 times			0.8	0.9
6 to 9 times				0.4
10 to 19 times				0.3
20 to 29 times				0.3
30 to 39 times				0.1
40+ times				0.8
N of Valid	0	0	120	17,864
N of Miss	126	17,495	4	1,601

Table 165: How many times in the past year (12 months) have you stolen or tried to steal a motor vehicle such as a car or motorcycle?

	Grade 6		Grade 8	
	School	State	School	State
Never			97.5	97.7
1 or 2 times			1.7	1.2
3 to 5 times				0.2
6 to 9 times				0.2
10 to 19 times				0.1
20 to 29 times			0.8	0.1
30 to 39 times				0.1
40+ times				0.5
N of Valid	0	0	118	17,948
N of Miss	126	17,495	6	1,517

A.6 Parenting and Parental Attitudes

A.6.1 Family Management

Table 166: If you carried a handgun without your parents' permission, would you be caught by your parents?

	Grade 6		Grade 8	
	School	State	School	State
NO!	9.0	9.5	11.6	11.2
no	3.3	6.7	14.0	15.8
yes	24.6	16.6	29.8	23.5
YES!	63.1	67.2	44.6	49.5
N of Valid	122	16,766	121	18,787
N of Miss	4	729	3	678

Table 167: If you drank some beer or wine or liquor (for example, vodka, whiskey, or gin) without your parents' permission, would you be caught by your parents?

	Grade 6		Grade 8	
	School	State	School	State
NO!	6.7	9.0	10.7	13.7
no	9.2	9.8	33.9	26.8
yes	23.3	18.5	28.9	22.7
YES!	60.8	62.7	26.4	36.8
N of Valid	120	16,857	121	18,920
N of Miss	6	637	3	545

Table 168: If you skipped school would you be caught by your parents?

	Grade 6		Grade 8	
	School	State	School	State
NO!	5.0	6.2	5.8	6.6
no	5.0	5.8	9.9	11.5
yes	22.3	19.4	42.1	30.3
YES!	67.8	68.6	42.1	51.6
N of Valid	121	16,872	121	18,853
N of Miss	5	622	3	612

Table 169: My family has clear rules about alcohol and drug use.

	Grade 6		Grade 8	
	School	State	School	State
NO!	3.3	4.1	6.7	4.3
no	9.1	6.3	11.8	10.9
yes	20.7	17.1	29.4	27.3
YES!	66.9	72.5	52.1	57.4
N of Valid	121	16,782	119	18,809
N of Miss	5	714	5	657

Table 170: My parents ask if I've gotten my homework done.

	Grade 6		Grade 8	
	School	State	School	State
NO!	6.0	3.6	5.0	4.9
no	6.0	4.4	10.7	9.3
yes	23.1	25.3	36.4	33.8
YES!	65.0	66.7	47.9	52.0
N of Valid	117	16,874	121	18,905
N of Miss	9	621	3	560

Table 171: The rules in my family are clear.

	Grade 6		Grade 8	
	School	State	School	State
NO!	3.3	2.9	3.3	3.6
no	1.7	4.7	15.8	9.6
yes	30.8	25.3	38.3	36.3
YES!	64.2	67.2	42.5	50.5
N of Valid	120	16,620	120	18,590
N of Miss	6	875	4	874

Table 172: When I am not at home, one of my parents knows where I am and who I am with.

	Grade 6		Grade 8	
	School	State	School	State
NO!	5.0	3.7	7.6	4.4
no	2.5	4.7	7.6	10.1
yes	28.3	24.0	41.2	37.3
YES!	64.2	67.6	43.7	48.2
N of Valid	120	16,927	119	18,922
N of Miss	6	568	5	542

Table 173: Would your parents know if you did not come home on time?

	Grade 6		Grade 8	
	School	State	School	State
NO!	2.5	3.7	3.3	3.8
no	9.2	7.7	11.6	13.0
yes	21.7	26.4	41.3	36.1
YES!	66.7	62.2	43.8	47.1
N of Valid	120	16,872	121	18,878
N of Miss	6	622	3	587

A.6.2 Parental Attitudes towards Substance Use

Table 174: How wrong do your parents feel it would be for you to smoke cigarettes?

	Grade 6		Grade 8	
	School	State	School	State
Very wrong	87.2	94.3	85.1	85.6
Wrong	11.2	4.4	9.1	11.0
A little bit wrong	1.6	0.7	3.3	2.2
Not wrong at all		0.6	2.5	1.2
N of Valid	125	16,274	121	18,133
N of Miss	1	1,221	3	1,332

Table 175: How wrong do your parents feel it would be for you to drink beer, wine or hard liquor (for example, vodka, whiskey or gin) regularly (at least once or twice a month)?

	Grade 6		Grade 8	
	School	State	School	State
Very wrong	80.2	88.8	68.3	71.4
Wrong	12.7	7.9	17.5	18.9
A little bit wrong	6.3	2.4	10.8	7.6
Not wrong at all	0.8	1.0	3.3	2.1
N of Valid	126	16,297	120	18,146
N of Miss	0	1,197	4	1,319

Table 176: How wrong do your parents feel it would be for you to smoke marijuana?

	Grade 6		Grade 8	
	School	State	School	State
Very wrong	84.8	96.4	85.0	84.8
Wrong	10.4	2.2	5.8	9.4
A little bit wrong	4.8	0.7	6.7	4.0
Not wrong at all		0.7	2.5	1.9
N of Valid	125	16,211	120	17,953
N of Miss	1	1,284	4	1,511

A.6.3 Parental Attitudes towards Antisocial Behavior

Table 177: How wrong do your parents feel it would be for you to draw graffiti, or write things or draw pictures on buildings or other property (without the owner's permission)?

	Grade 6		Grade 8	
	School	State	School	State
Very wrong	74.2	84.9	74.4	76.1
Wrong	20.2	11.8	19.8	17.6
A little bit wrong	4.8	2.2	3.3	4.6
Not wrong at all	0.8	1.1	2.5	1.7
N of Valid	124	16,252	121	18,003
N of Miss	2	1,242	3	1,461

Table 178: How wrong do your parents feel it would be for you to pick a fight with someone?

	Grade 6		Grade 8	
	School	State	School	State
Very wrong	55.2	60.7	40.5	43.9
Wrong	27.2	27.9	36.4	33.3
A little bit wrong	13.6	9.1	20.7	18.6
Not wrong at all	4.0	2.3	2.5	4.2
N of Valid	125	16,224	121	18,052
N of Miss	1	1,271	3	1,412

Table 179: How wrong do your parents feel it would be for you to steal something worth more than \$5?

	Grade 6		Grade 8	
	School	State	School	State
Very wrong	73.0	83.6	72.5	76.4
Wrong	19.0	13.5	21.7	18.4
A little bit wrong	6.3	2.0	5.0	3.8
Not wrong at all	1.6	0.9	0.8	1.4
N of Valid	126	16,244	120	18,090
N of Miss	0	1,251	4	1,375

A.7 Influence of Friendships

A.7.1 Friends' Drug Use

Table 180: In the past year (12 months), how many of your best friends have smoked cigarettes?

	Grade 6		Grade 8	
	School	State	School	State
None of my friends	84.7	88.1	68.1	68.4
1 of my friends	8.1	7.0	15.1	13.9
2 of my friends	2.4	2.4	5.9	7.2
3 of my friends	3.2	0.8	2.5	3.7
4 of my friends	1.6	1.7	8.4	6.8
N of Valid	124	17,034	119	19,011
N of Miss	2	462	5	453

Table 181: In the past year (12 months), how many of your best friends have tried beer, wine or hard liquor (for example, vodka, whiskey or gin) when their parents didn't know about it?

	Grade 6		Grade 8	
	School	State	School	State
None of my friends	76.2	84.0	48.3	56.2
1 of my friends	13.1	9.0	19.8	15.6
2 of my friends	8.2	3.4	10.3	10.6
3 of my friends	1.6	1.4	9.5	6.4
4 of my friends	0.8	2.2	12.1	11.2
N of Valid	122	16,980	116	18,952
N of Miss	4	516	8	513

Table 182: In the past year (12 months), how many of your best friends have used marijuana?

	Grade 6		Grade 8	
	School	State	School	State
None of my friends	89.5	92.0	72.3	63.8
1 of my friends	1.6	4.3	7.6	12.6
2 of my friends	2.4	1.4	2.5	6.9
3 of my friends	3.2	0.8	5.0	5.1
4 of my friends	3.2	1.5	12.6	11.5
N of Valid	124	16,946	119	18,964
N of Miss	2	549	5	501

Table 183: In the past year (12 months), how many of your best friends have used LSD, cocaine, amphetamines, or other illegal drugs?

	Grade 6		Grade 8	
	School	State	School	State
None of my friends	93.4	96.4	92.4	90.1
1 of my friends	0.8	2.1	5.1	5.3
2 of my friends		0.6	1.7	2.0
3 of my friends	5.0	0.3		0.9
4 of my friends	0.8	0.6	0.8	1.7
N of Valid	121	16,966	118	18,939
N of Miss	5	528	6	526

A.7.2 Friends' Delinquent Behaviors

Table 184: In the past year (12 months), how many of your best friends have been arrested?

	Grade 6		Grade 8	
	School	State	School	State
None of my friends	89.6	92.1	86.0	81.0
1 of my friends	4.0	5.0	9.9	11.0
2 of my friends	3.2	1.5	2.5	4.2
3 of my friends	0.8	0.4	0.8	1.6
4 of my friends	2.4	1.0	0.8	2.2
N of Valid	125	17,249	121	19,206
N of Miss	1	246	3	260

Table 185: In the past year (12 months), how many of your best friends have been suspended from school?

	Grade 6		Grade 8	
	School	State	School	State
None of my friends	41.9	66.3	38.3	53.0
1 of my friends	32.3	20.4	31.7	22.3
2 of my friends	8.1	6.8	11.7	11.1
3 of my friends	4.0	2.8	5.8	5.2
4 of my friends	13.7	3.8	12.5	8.5
N of Valid	124	17,217	120	19,180
N of Miss	2	278	4	284

Table 186: In the past year (12 months), how many of your best friends have carried a handgun?

	Grade 6		Grade 8	
	School	State	School	State
None of my friends	89.5	95.4	93.3	91.9
1 of my friends	4.8	2.7	4.2	4.6
2 of my friends	2.4	0.9	0.8	1.4
3 of my friends	0.8	0.3	0.8	0.7
4 of my friends	2.4	0.8	0.8	1.4
N of Valid	124	17,173	119	19,114
N of Miss	2	323	5	350

Table 187: In the past year (12 months), how many of your best friends have dropped out of school?

	Grade 6		Grade 8	
	School	State	School	State
None of my friends	84.0	91.6	90.0	87.9
1 of my friends	11.2	6.0	4.2	7.6
2 of my friends	3.2	1.3	1.7	2.3
3 of my friends	0.8	0.3	0.8	0.9
4 of my friends	0.8	0.7	3.3	1.4
N of Valid	125	17,181	120	19,060
N of Miss	1	315	4	405

Table 188: In the past year (12 months), how many of your best friends have sold illegal drugs?

	Grade 6		Grade 8	
	School	State	School	State
None of my friends	92.0	95.1	78.6	77.5
1 of my friends	1.6	3.0	11.1	10.7
2 of my friends	1.6	0.8	4.3	4.8
3 of my friends	3.2	0.4	1.7	2.3
4 of my friends	1.6	0.7	4.3	4.6
N of Valid	125	17,110	117	18,979
N of Miss	1	385	7	486

Table 189: In the past year (12 months), how many of your best friends have stolen or tried to steal a motor vehicle such as a car or motorcycle?

	Grade 6		Grade 8	
	School	State	School	State
None of my friends	94.4	96.7	96.7	92.6
1 of my friends	4.0	2.2	2.5	4.5
2 of my friends		0.5	0.8	1.4
3 of my friends		0.2		0.4
4 of my friends	1.6	0.4		1.0
N of Valid	125	17,225	121	19,198
N of Miss	1	269	3	266

A.7.3 Rewards for Antisocial Involvement

Table 190: What are the chances you would be seen as cool if you began drinking alcoholic beverages regularly, that is, at least once or twice a month?

	Grade 6		Grade 8	
	School	State	School	State
No or very little chance	81.0	79.9	60.7	58.9
Little chance	6.3	11.7	23.8	20.1
Some chance	8.7	4.8	7.4	12.3
Pretty good chance	3.2	2.0	4.9	5.6
Very good chance	0.8	1.6	3.3	3.1
N of Valid	126	17,141	122	19,153
N of Miss	0	354	2	312

Table 191: What are the chances you would be seen as cool if you smoked marijuana?

	Grade 6		Grade 8	
	School	State	School	State
No or very little chance	81.7	85.8	61.7	59.6
Little chance	5.6	6.4	16.7	14.4
Some chance	4.0	2.9	10.0	11.0
Pretty good chance	4.8	1.9	5.8	7.6
Very good chance	4.0	3.0	5.8	7.4
N of Valid	126	17,069	120	19,109
N of Miss	0	425	4	356

Table 192: What are the chances you would be seen as cool if you carried a handgun?

	Grade 6		Grade 8	
	School	State	School	State
No or very little chance	81.0	84.7	77.7	78.9
Little chance	9.5	8.7	11.6	11.9
Some chance	6.3	3.3	8.3	4.8
Pretty good chance	1.6	1.6		2.2
Very good chance	1.6	1.8	2.5	2.1
N of Valid	126	17,102	121	19,141
N of Miss	0	393	3	325

Table 193: What are the chances you would be seen as cool if you smoked cigarettes?

	Grade 6		Grade 8	
	School	State	School	State
No or very little chance	82.5	83.7	69.4	69.7
Little chance	9.5	8.7	13.2	15.5
Some chance	5.6	3.7	9.9	8.2
Pretty good chance	0.8	2.0	4.1	4.2
Very good chance	1.6	1.9	3.3	2.4
N of Valid	126	17,114	121	19,121
N of Miss	0	381	3	343

A.7.4 Attitudes towards Student Substance Use

Table 194: How wrong do you think it is for someone your age to smoke one or more packs of cigarettes a day?

	Grade 6		Grade 8	
	School	State	School	State
Very wrong	83.3	91.4	82.3	78.6
Wrong	11.1	6.6	11.3	14.6
A little bit wrong	1.6	1.2	4.0	4.4
Not wrong at all	4.0	0.8	2.4	2.4
N of Valid	126	17,200	124	19,150
N of Miss	0	295	0	314

Table 195: How wrong do you think it is for someone your age to have one or two drinks of an alcoholic beverage nearly every day?

	Grade 6		Grade 8	
	School	State	School	State
Very wrong	74.4	82.9	62.1	60.5
Wrong	13.6	12.3	21.8	24.1
A little bit wrong	6.4	3.4	12.9	10.9
Not wrong at all	5.6	1.3	3.2	4.4
N of Valid	125	17,250	124	19,231
N of Miss	1	245	0	233

Table 196: How wrong do you think it is for someone your age to try marijuana once or twice?

	Grade 6		Grade 8	
	School	State	School	State
Very wrong	79.2	85.8	58.9	56.7
Wrong	11.2	10.1	17.7	19.9
A little bit wrong	3.2	2.6	12.1	12.4
Not wrong at all	6.4	1.5	11.3	11.0
N of Valid	125	17,137	124	19,196
N of Miss	1	358	0	269

Table 197: How wrong do you think it is for someone your age to use marijuana once a month or more?

	Grade 6		Grade 8	
	School	State	School	State
Very wrong	75.4	85.7	64.5	61.3
Wrong	15.9	10.2	14.5	18.9
A little bit wrong	2.4	2.6	12.1	10.4
Not wrong at all	6.3	1.5	8.9	9.4
N of Valid	126	17,146	124	19,239
N of Miss	0	348	0	226

A.8 Community Laws and Norms

A.8.1 Norms about Kids' Drug Use

Table 198: How wrong would most adults (over 21) in your neighborhood think it is for kids your age to drink alcohol?

	Grade 6		Grade 8	
	School	State	School	State
Very wrong	64.3	73.0	48.8	51.6
Wrong	23.8	19.6	30.6	31.3
A little bit wrong	8.7	5.4	18.2	13.4
Not wrong at all	3.2	2.0	2.5	3.7
N of Valid	126	16,478	121	18,378
N of Miss	0	1,016	3	1,087

Table 199: How wrong would most adults (over 21) in your neighborhood think it is for kids your age to smoke cigarettes?

	Grade 6		Grade 8	
	School	State	School	State
Very wrong	69.8	77.5	57.0	61.2
Wrong	19.0	16.2	24.8	26.5
A little bit wrong	5.6	4.3	14.0	8.9
Not wrong at all	5.6	2.0	4.1	3.4
N of Valid	126	16,449	121	18,339
N of Miss	0	1,046	3	1,126

Table 200: How wrong would most adults (over 21) in your neighborhood think it is for kids your age to use marijuana?

	Grade 6		Grade 8	
	School	State	School	State
Very wrong	80.8	87.8	68.6	69.3
Wrong	9.6	8.2	19.8	17.8
A little bit wrong	4.0	2.2	8.3	8.5
Not wrong at all	5.6	1.8	3.3	4.3
N of Valid	125	16,417	121	18,346
N of Miss	1	1,078	3	1,119

A.8.2 Community Law Enforcement

Table 201: If a kid drank some beer, wine or hard liquor (for example, vodka, whiskey, or gin) in your neighborhood would he or she be caught by the police?

	Grade 6		Grade 8	
	School	State	School	State
NO!	9.0	7.9	14.3	17.3
no	26.2	26.2	53.8	46.8
yes	36.1	37.1	25.2	24.6
YES!	28.7	28.9	6.7	11.3
N of Valid	122	15,540	119	17,592
N of Miss	4	1,954	5	1,873

Table 202: If a kid smoked marijuana in your neighborhood would he or she be caught by the police?

	Grade 6		Grade 8	
	School	State	School	State
NO!	10.8	7.2	15.8	17.8
no	12.5	18.3	36.8	38.8
yes	42.5	34.3	36.8	26.5
YES!	34.2	40.1	10.5	16.8
N of Valid	120	15,895	114	17,740
N of Miss	6	1,601	10	1,725

A.9 Risk and Protective Factors

A.9.1 Risk and Protective Factors

Table 203: Transitions and mobility (risk)

	Grade 6		Grade 8	
	School	State	School	State
Below Cutoff	32.8	48.4	57.6	57.9
Above Cutoff	67.2	51.6	42.4	42.1
N of Valid	122	15,933	118	17,984
N of Miss	4	1,562	6	1,482

Table 204: Laws and norms favorable to drug use (risk)

	Grade 6		Grade 8	
	School	State	School	State
Below Cutoff	59.0	65.9	66.4	71.7
Above Cutoff	41.0	34.1	33.6	28.3
N of Valid	122	16,051	119	17,838
N of Miss	4	1,445	5	1,627

Table 205: Perceived availability of drugs (risk)

	Grade 6		Grade 8	
	School	State	School	State
Below Cutoff	72.2	76.0	67.2	67.2
Above Cutoff	27.8	24.0	32.8	32.8
N of Valid	126	16,913	119	19,087
N of Miss	0	581	5	378

Table 206: Poor family management (risk)

	Grade 6		Grade 8	
	School	State	School	State
Below Cutoff	56.2	59.1	52.9	56.0
Above Cutoff	43.8	40.9	47.1	44.0
N of Valid	121	17,057	121	19,085
N of Miss	5	438	3	380

Table 207: Parental attitudes toward substance use (risk)

	Grade 6		Grade 8	
	School	State	School	State
Below Cutoff	76.2	86.8	65.3	66.7
Above Cutoff	23.8	13.2	34.7	33.3
N of Valid	126	16,307	121	18,175
N of Miss	0	1,188	3	1,290

Table 208: Parental attitudes toward antisocial behavior (risk)

	Grade 6		Grade 8	
	School	State	School	State
Below Cutoff	46.8	55.7	36.4	39.8
Above Cutoff	53.2	44.3	63.6	60.2
N of Valid	126	16,290	121	18,128
N of Miss	0	1,205	3	1,336

Table 209: Academic failure (risk)

	Grade 6		Grade 8	
	School	State	School	State
Below Cutoff	51.6	57.6	51.2	54.8
Above Cutoff	48.4	42.4	48.8	45.2
N of Valid	126	16,533	121	18,859
N of Miss	0	962	3	606

Table 210: Low commitment to school (risk)

	Grade 6		Grade 8	
	School	State	School	State
Below Cutoff	57.6	61.2	64.2	61.8
Above Cutoff	42.4	38.8	35.8	38.2
N of Valid	125	16,282	120	18,274
N of Miss	1	1,213	4	1,191

Table 211: School opportunities for prosocial involvement (protective)

	Grade 6		Grade 8	
	School	State	School	State
Below Cutoff	39.2	36.1	40.3	33.6
Above Cutoff	60.8	63.9	59.7	66.4
N of Valid	125	15,951	119	18,017
N of Miss	1	1,543	5	1,448

Table 212: School rewards for prosocial involvement (protective)

	Grade 6		Grade 8	
	School	State	School	State
Below Cutoff	61.3	43.8	51.3	42.8
Above Cutoff	38.7	56.2	48.7	57.2
N of Valid	124	15,898	119	17,961
N of Miss	2	1,597	5	1,504

Table 213: Perceived risks of substance use (risk)

	Grade 6		Grade 8	
	School	State	School	State
Below Cutoff	62.9	67.4	45.8	50.2
Above Cutoff	37.1	32.6	54.2	49.8
N of Valid	124	15,937	120	17,955
N of Miss	2	1,559	4	1,510

Table 214: Friends' use of drugs (risk)

	Grade 6		Grade 8	
	School	State	School	State
Below Cutoff	70.2	79.2	64.7	64.9
Above Cutoff	29.8	20.8	35.3	35.1
N of Valid	124	17,009	119	18,984
N of Miss	2	487	5	481

Table 215: Friends' delinquent behavior (risk)

	Grade 6		Grade 8	
	School	State	School	State
Below Cutoff	40.0	61.9	34.7	45.6
Above Cutoff	60.0	38.1	65.3	54.4
N of Valid	125	17,266	121	19,230
N of Miss	1	229	3	235

Table 216: Peer rewards for antisocial behavior (risk)

	Grade 6		Grade 8	
	School	State	School	State
Below Cutoff	66.7	71.6	54.5	57.0
Above Cutoff	33.3	28.4	45.5	43.0
N of Valid	126	17,122	121	19,143
N of Miss	0	373	3	322

Table 217: Attitudes toward antisocial behavior (risk)

	Grade 6		Grade 8	
	School	State	School	State
Below Cutoff	36.8	49.0	60.5	60.8
Above Cutoff	63.2	51.0	39.5	39.2
N of Valid	125	17,221	124	19,217
N of Miss	1	273	0	248

B SWS QUESTIONNAIRES

Oregon Student Wellness Survey for Grade 6



1. The survey is completely voluntary and anonymous. DO NOT put your name on the questionnaire.

2. This is not a test, so there are no right or wrong answers. We would like you to work quickly so you can finish.

3. All of the questions should be answered by completely filling in one of the answer spaces. If you do not find an answer that fits exactly, use the one that comes closest. If any question does not apply to you, or you are not sure what it means, just leave it blank. You can skip any question that you do not wish to answer.

4. For questions that have the following answers: **NO! no yes YES!**

Mark (the BIG) **YES!** if you think the statement is **DEFINITELY TRUE** for you.

Mark (the little) **yes** if you think the statement is **MOSTLY TRUE** for you.

Mark (the little) **no** if you think the statement is **MOSTLY NOT TRUE** for you.

Mark (the BIG) **NO!** if you think the statement is **DEFINITELY NOT TRUE** for you.

Example: Chocolate is the best ice cream flavor.

NO! no yes YES!

In the example above, that student marked “yes” because he or she thinks the statement is mostly true.

5. Please mark only one answer for each question by completely filling in the oval with a #2 pencil.

1. How old are you?

- 10 years old
- 11 years old
- 12 years old
- 13 years old
- 14 years old

2. What is your sex?

- Female
- Male

3. In what grade are you?

- 5th
- 6th
- 7th
- 8th

4. What is your race?

- American Indian or Alaska Native
- Asian
- Black or African American
- Native or Other Pacific Islander
- White

5. Are you Hispanic or Latino?

- Yes
- No

6. What is the language you use most often at home?

- English
- Spanish
- Another language

7. Are your school grades better than the grades of most students in your class?

- NO!
- no
- yes
- YES!

8. Putting them all together, what were your grades like last year?

- Mostly F's
- Mostly D's
- Mostly C's
- Mostly B's
- Mostly A's

PLEASE DO NOT WRITE IN THIS AREA

[SERIAL]

How wrong do you think it is for someone your age to...	Not wrong at all		
	A little bit wrong		Wrong
	Very wrong		
9. attack someone with the idea of seriously hurting him or her?	<input type="radio"/>	<input type="radio"/>	<input type="radio"/>
10. pick a fight with someone?	<input type="radio"/>	<input type="radio"/>	<input type="radio"/>
11. stay away from school all day when their parents think they are at school?	<input type="radio"/>	<input type="radio"/>	<input type="radio"/>
12. take a handgun to school?	<input type="radio"/>	<input type="radio"/>	<input type="radio"/>
13. steal anything worth more than \$5?	<input type="radio"/>	<input type="radio"/>	<input type="radio"/>
14. have one or two drinks of an alcoholic beverage nearly every day?	<input type="radio"/>	<input type="radio"/>	<input type="radio"/>
15. smoke one or more packs of cigarettes a day?	<input type="radio"/>	<input type="radio"/>	<input type="radio"/>
16. try marijuana or hashish once or twice?	<input type="radio"/>	<input type="radio"/>	<input type="radio"/>
17. use marijuana once a month or more?	<input type="radio"/>	<input type="radio"/>	<input type="radio"/>

Think of your four best friends (the friends you feel closest to). In the past 12 months, how many of your best friends have...	4 of my friends			
	3 of my friends			1 of my friends
	2 of my friends		None of my friends	
	1 of my friends			
18. been arrested?	<input type="radio"/>	<input type="radio"/>	<input type="radio"/>	<input type="radio"/>
19. been suspended from school?	<input type="radio"/>	<input type="radio"/>	<input type="radio"/>	<input type="radio"/>
20. carried a handgun?	<input type="radio"/>	<input type="radio"/>	<input type="radio"/>	<input type="radio"/>
21. dropped out of school?	<input type="radio"/>	<input type="radio"/>	<input type="radio"/>	<input type="radio"/>
22. sold marijuana or illegal drugs?	<input type="radio"/>	<input type="radio"/>	<input type="radio"/>	<input type="radio"/>
23. stolen or tried to steal a motor vehicle such as a car or motorcycle?	<input type="radio"/>	<input type="radio"/>	<input type="radio"/>	<input type="radio"/>

What are the chances you would be seen as cool if you...	Very good chance			
	Pretty good chance			Little chance
	Some chance		No or very little chance	
	1 of 2			
24. began drinking alcoholic beverages regularly, that is, at least once or twice a month?	<input type="radio"/>	<input type="radio"/>	<input type="radio"/>	<input type="radio"/>
25. carried a handgun?	<input type="radio"/>	<input type="radio"/>	<input type="radio"/>	<input type="radio"/>
26. smoked cigarettes?	<input type="radio"/>	<input type="radio"/>	<input type="radio"/>	<input type="radio"/>
27. smoked marijuana?	<input type="radio"/>	<input type="radio"/>	<input type="radio"/>	<input type="radio"/>

During the past 12 months...	Don't know or can't say	
	Yes	No
28. do you recall hearing, reading, or watching an advertisement about prevention of substance abuse?	<input type="radio"/>	<input type="radio"/>
29. have you had a special class about drugs or alcohol in school?	<input type="radio"/>	<input type="radio"/>
30. have you talked with at least one of your parents about the dangers of tobacco, alcohol, or drug use? By parents we mean either your biological parents, adoptive parents, stepparents, or adult guardians, whether or not they live with you.	<input type="radio"/>	<input type="radio"/>

If you wanted to get...	Very easy			
	Somewhat hard			Very hard
	Sort of easy		Very hard	
Sort of hard				
31. some beer, wine or hard liquor (for example, vodka, whiskey, or gin), how easy would it be for you to get some?	<input type="radio"/>	<input type="radio"/>	<input type="radio"/>	<input type="radio"/>
32. some cigarettes, how easy would it be for you to get some?	<input type="radio"/>	<input type="radio"/>	<input type="radio"/>	<input type="radio"/>
33. some marijuana, how easy would it be for you to get some?	<input type="radio"/>	<input type="radio"/>	<input type="radio"/>	<input type="radio"/>
34. a drug like cocaine, LSD, or amphetamines, how easy would it be for you to get some?	<input type="radio"/>	<input type="radio"/>	<input type="radio"/>	<input type="radio"/>

During your life, how many times have you...	40 or more times				
	20 to 39 times				0 times
	10 to 19 times				
	3 to 9 times				
	1 or 2 times				
35. sniffed glue, breathed the contents of aerosol spray cans, or inhaled any paints or sprays to get high?	<input type="radio"/>	<input type="radio"/>	<input type="radio"/>	<input type="radio"/>	<input type="radio"/>
36. taken steroid pills or shots without a doctor's prescription?	<input type="radio"/>	<input type="radio"/>	<input type="radio"/>	<input type="radio"/>	<input type="radio"/>
37. used any form of cocaine, including powder, crack, or freebase?	<input type="radio"/>	<input type="radio"/>	<input type="radio"/>	<input type="radio"/>	<input type="radio"/>
38. used ecstasy (also called MDMA)?	<input type="radio"/>	<input type="radio"/>	<input type="radio"/>	<input type="radio"/>	<input type="radio"/>
39. used heroin (also called smack, junk, or China White)?	<input type="radio"/>	<input type="radio"/>	<input type="radio"/>	<input type="radio"/>	<input type="radio"/>
40. used methamphetamines (also called speed, crystal, crank, or ice)?	<input type="radio"/>	<input type="radio"/>	<input type="radio"/>	<input type="radio"/>	<input type="radio"/>

During the past 30 days, on how many days did you...

	1 or 2 days	3 to 5 days	6 to 9 days	10 to 19 days	20 to 29 days	All 30 days
41. have at least one drink of alcohol?	<input type="radio"/>	<input type="radio"/>	<input type="radio"/>	<input type="radio"/>	<input type="radio"/>	<input type="radio"/>
42. have 5 or more drinks of alcohol in a row, that is, within a couple of hours?	<input type="radio"/>	<input type="radio"/>	<input type="radio"/>	<input type="radio"/>	<input type="radio"/>	<input type="radio"/>
43. smoke cigarettes?	<input type="radio"/>	<input type="radio"/>	<input type="radio"/>	<input type="radio"/>	<input type="radio"/>	<input type="radio"/>
44. use other tobacco products?	<input type="radio"/>	<input type="radio"/>	<input type="radio"/>	<input type="radio"/>	<input type="radio"/>	<input type="radio"/>
45. use marijuana?	<input type="radio"/>	<input type="radio"/>	<input type="radio"/>	<input type="radio"/>	<input type="radio"/>	<input type="radio"/>
46. sniff glue, breathe the contents of aerosol spray cans, or inhale any paints or sprays to get high?	<input type="radio"/>	<input type="radio"/>	<input type="radio"/>	<input type="radio"/>	<input type="radio"/>	<input type="radio"/>

47. During the past 30 days, what type of alcohol did you usually drink? Select only one response.

- I did not drink alcohol during the past 30 days.
- I do not have a usual type.
- Beer.
- Flavored beverages (such as Smirnoff, Bacardi Silver, and Hard Lemonade).
- Wine coolers (such as Bartles and Jaymes or Seagrams Wine).
- Wine.
- Liquor (such as vodka, rum, scotch, bourbon, or whiskey).
- Some other type.

48. During the past 30 days, how did you usually get the alcohol you drank? Select only one response.

- I did not drink alcohol during the past 30 days.
- I bought it in a store such as a convenience store, supermarket, discount store, or gas station.
- I bought it at a restaurant, bar or club.
- I bought it at a public event such as a concert or sporting event.
- I gave someone else money to buy it for me.
- I got it from friends 21 or older.
- I got it from friends under 21.
- I took it from a store or family member.
- I got it some other way.

49. In the last 12 months, which of the following have you experienced? Please mark all that apply.

- I did not drink alcohol in the last 12 months.
- Missed school or class because of drinking alcohol.
- Gotten sick to your stomach because of drinking alcohol.
- Not been able to remember what happened while you were drinking alcohol.
- Later regretted something you did while drinking alcohol.
- Worried that you drank alcohol too much or too often.

50. During the past 30 days, how many times did you use marijuana?

- 0 times
- 1 or 2 times
- 3 to 9 times
- 10 to 19 times
- 20 to 39 times
- 40 or more times

How old were you when you...

	Never have	8 Years old	9 Years old	10 Years old	11 Years old	12 Years old	13 Years old
51. first began drinking alcoholic beverages regularly, that is at least once or twice a month?	<input type="radio"/>	<input type="radio"/>	<input type="radio"/>	<input type="radio"/>	<input type="radio"/>	<input type="radio"/>	<input type="radio"/>
52. had your first drink of alcohol other than a few sips?	<input type="radio"/>	<input type="radio"/>	<input type="radio"/>	<input type="radio"/>	<input type="radio"/>	<input type="radio"/>	<input type="radio"/>
53. smoked a whole cigarette for the first time?	<input type="radio"/>	<input type="radio"/>	<input type="radio"/>	<input type="radio"/>	<input type="radio"/>	<input type="radio"/>	<input type="radio"/>
54. first used tobacco products other than cigarettes such as snuff, chewing tobacco, and smoking tobacco from a pipe?	<input type="radio"/>	<input type="radio"/>	<input type="radio"/>	<input type="radio"/>	<input type="radio"/>	<input type="radio"/>	<input type="radio"/>
55. tried marijuana for the first time?	<input type="radio"/>	<input type="radio"/>	<input type="radio"/>	<input type="radio"/>	<input type="radio"/>	<input type="radio"/>	<input type="radio"/>

56. If you carried a handgun without your parents' permission, would you be caught by your parents?

	NO	Yes
57. if you drank some beer or wine or liquor (for example, vodka, whiskey, or gin) without your parents' permission, would you be caught by your parents?	<input type="radio"/>	<input type="radio"/>
58. if you skipped school, would you be caught by your parents?	<input type="radio"/>	<input type="radio"/>
59. My family has clear rules about alcohol and drug use.	<input type="radio"/>	<input type="radio"/>
60. My parents ask if I've gotten my homework done.	<input type="radio"/>	<input type="radio"/>
61. The rules in my family are clear.	<input type="radio"/>	<input type="radio"/>
62. When I am not at home, one of my parents knows where I am and who I am with.	<input type="radio"/>	<input type="radio"/>
63. Would your parents know if you did not come home on time?	<input type="radio"/>	<input type="radio"/>

Think of your four best friends

(the friends you feel closest to). In the past 12 months, how many of your best friends have...

	4 of my friends	3 of my friends	2 of my friends	1 of my friends	None of my friends
64. smoked cigarettes?	<input type="radio"/>	<input type="radio"/>	<input type="radio"/>	<input type="radio"/>	<input type="radio"/>
65. tired beer, wine, or hard liquor (for example, vodka, whiskey or gin) when their parents didn't know about it?	<input type="radio"/>	<input type="radio"/>	<input type="radio"/>	<input type="radio"/>	<input type="radio"/>
66. used LSD, cocaine, amphetamines, or other illegal drugs?	<input type="radio"/>	<input type="radio"/>	<input type="radio"/>	<input type="radio"/>	<input type="radio"/>
67. used marijuana?	<input type="radio"/>	<input type="radio"/>	<input type="radio"/>	<input type="radio"/>	<input type="radio"/>

PLEASE DO NOT WRITE IN THIS AREA

[SERIAL]

During the past 30 days, how much of the time have you...

	None of the time	A little of the time	Some of the time	A good bit of the time	Most of the time	All of the time
68. been a happy person?	<input type="radio"/>	<input type="radio"/>	<input type="radio"/>	<input type="radio"/>	<input type="radio"/>	<input type="radio"/>
69. been a very nervous person?	<input type="radio"/>	<input type="radio"/>	<input type="radio"/>	<input type="radio"/>	<input type="radio"/>	<input type="radio"/>
70. felt calm and peaceful?	<input type="radio"/>	<input type="radio"/>	<input type="radio"/>	<input type="radio"/>	<input type="radio"/>	<input type="radio"/>
71. felt downhearted and blue?	<input type="radio"/>	<input type="radio"/>	<input type="radio"/>	<input type="radio"/>	<input type="radio"/>	<input type="radio"/>
72. felt so down in the dumps that nothing could cheer you up?	<input type="radio"/>	<input type="radio"/>	<input type="radio"/>	<input type="radio"/>	<input type="radio"/>	<input type="radio"/>

73. During the past 12 months, did you ever feel so sad or hopeless almost every day for two weeks or more in a row that you stopped doing some usual activities?

- Yes
 No

74. Gambling involves betting anything of value (money, a watch, soda, etc.) on a game or event. Please mark ALL the different types of gambling that you have bet on, if any, during the last 30 days:

- Playing lottery tickets.
- Playing Powerball or Megabucks.
- Playing dice or coin flips.
- Playing cards (poker, etc.).
- Betting on a sports team.
- Betting on a horse/dog race.
- Betting on games of personal skill (bowling, video games, darts, etc.).
- Gambling on the Internet for free or with money.
- Gambling at a casino.
- Playing Bingo for money.
- None.
- Other.

How wrong would most adults (over 21) in your neighborhood think it is for kids your age to...

	Not wrong at all	A little bit wrong	Wrong	Very wrong
75. drink alcohol?	<input type="radio"/>	<input type="radio"/>	<input type="radio"/>	<input type="radio"/>
76. smoke cigarettes?	<input type="radio"/>	<input type="radio"/>	<input type="radio"/>	<input type="radio"/>
77. use marijuana?	<input type="radio"/>	<input type="radio"/>	<input type="radio"/>	<input type="radio"/>

78. If a kid drank some beer, wine, or hard liquor (for example, vodka, whiskey or gin) in your neighborhood, would he or she be caught by the police?

	No	Yes	Yes!
79. If a kid smoked marijuana in your neighborhood would he or she be caught by the police?	<input type="radio"/>	<input type="radio"/>	<input type="radio"/>

How wrong do your parents feel it would be for you to...

	Not wrong at all	A little bit wrong	Wrong	Very wrong
80. drink beer, wine, or liquor (for example, vodka, whiskey, or gin) regularly (at least once or twice a month)?	<input type="radio"/>	<input type="radio"/>	<input type="radio"/>	<input type="radio"/>
81. smoke cigarettes?	<input type="radio"/>	<input type="radio"/>	<input type="radio"/>	<input type="radio"/>
82. smoke marijuana?	<input type="radio"/>	<input type="radio"/>	<input type="radio"/>	<input type="radio"/>

How wrong do your parents feel it would be for you to...

	Not wrong at all	A little bit wrong	Wrong	Very wrong
83. draw graffiti, or write things or draw pictures on buildings or other property (without the owner's permission)?	<input type="radio"/>	<input type="radio"/>	<input type="radio"/>	<input type="radio"/>
84. pick a fight with someone?	<input type="radio"/>	<input type="radio"/>	<input type="radio"/>	<input type="radio"/>
85. steal something worth more than \$5?	<input type="radio"/>	<input type="radio"/>	<input type="radio"/>	<input type="radio"/>

How much do you think people risk harming themselves (physically or in other ways)...

	Great risk	Moderate risk	Slight risk	No risk
86. if they take one or two drinks of an alcoholic beverage (beer, wine, liquor) nearly every day?	<input type="radio"/>	<input type="radio"/>	<input type="radio"/>	<input type="radio"/>
87. when they have five or more drinks of an alcoholic beverage once or twice a week?	<input type="radio"/>	<input type="radio"/>	<input type="radio"/>	<input type="radio"/>
88. if they smoke one or more packs of cigarettes per day?	<input type="radio"/>	<input type="radio"/>	<input type="radio"/>	<input type="radio"/>
89. if they try marijuana once or twice?	<input type="radio"/>	<input type="radio"/>	<input type="radio"/>	<input type="radio"/>
90. if they smoke marijuana once or twice a week?	<input type="radio"/>	<input type="radio"/>	<input type="radio"/>	<input type="radio"/>

During the past 30 days, how many times did you ride in a vehicle driven by...

	0 times	1 time	2 or 3 times	4 or 5 times	6 or more times
91. a parent or other adult who had been drinking alcohol?	<input type="radio"/>	<input type="radio"/>	<input type="radio"/>	<input type="radio"/>	<input type="radio"/>
92. a teenager who had been drinking alcohol?	<input type="radio"/>	<input type="radio"/>	<input type="radio"/>	<input type="radio"/>	<input type="radio"/>

93. During the past 12 months, how many times were you in a physical fight?

- 0 times
 1 time
 2 or 3 times
 4 or 5 times
 6 or 7 times
 8 or 9 times
 10 or 11 times
 12 or more times

94. During the LAST FOUR WEEKS how many whole days of school have you missed because you skipped or "cut"?

- None
- 1
- 2
- 3
- 4 to 5
- 6 to 10
- 11 or more

95. How important do you think the things you are learning in school are going to be for your later life?

- Very important
- Quite important
- Fairly important
- Slightly important
- Not at all important

96. How interesting are most of your courses to you?

- Very interesting
- Quite interesting
- Fairly interesting
- Slightly boring
- Very boring

	NO	Yes	YES!
101. I have lots of chances to be part of class discussions or activities.	<input type="radio"/>	<input type="radio"/>	<input type="radio"/>
102. In my school, students have lots of chances to help decide things like class activities and rules.	<input type="radio"/>	<input type="radio"/>	<input type="radio"/>
103. Teachers ask me to work on special classroom projects.	<input type="radio"/>	<input type="radio"/>	<input type="radio"/>
104. There are lots of chances for students in my school to get involved in sports, clubs, and other school activities outside of class.	<input type="radio"/>	<input type="radio"/>	<input type="radio"/>
105. There are lots of chances for students in my school to talk with a teacher.	<input type="radio"/>	<input type="radio"/>	<input type="radio"/>
106. I feel safe at my school.	<input type="radio"/>	<input type="radio"/>	<input type="radio"/>
107. My teacher(s) notices when I am doing a good job and lets me know about it.	<input type="radio"/>	<input type="radio"/>	<input type="radio"/>
108. My teachers praise me when I work hard in school.	<input type="radio"/>	<input type="radio"/>	<input type="radio"/>
109. The school lets my parents know when I have done something well.	<input type="radio"/>	<input type="radio"/>	<input type="radio"/>
110. Have you ever lied to anyone about betting/gambling?	<input type="radio"/>	<input type="radio"/>	<input type="radio"/>
111. Have you ever bet/gambled more than you wanted to?	<input type="radio"/>	<input type="radio"/>	<input type="radio"/>
112. Have your parents ever talked to you about the risks of betting/gambling?	<input type="radio"/>	<input type="radio"/>	<input type="radio"/>
113. Have your teachers ever talked to you about the risks of betting/gambling?	<input type="radio"/>	<input type="radio"/>	<input type="radio"/>

114. Have you changed homes in the past year?

- Yes
- No

97. How often do you feel that the schoolwork you are assigned is meaningful and important?

	Almost always	Often	Sometimes	Seldom	Never
Now thinking back over the past year in school, how often did you...	<input type="radio"/>	<input type="radio"/>	<input type="radio"/>	<input type="radio"/>	<input type="radio"/>
98. enjoy being in school?	<input type="radio"/>	<input type="radio"/>	<input type="radio"/>	<input type="radio"/>	<input type="radio"/>
99. hate being in school?	<input type="radio"/>	<input type="radio"/>	<input type="radio"/>	<input type="radio"/>	<input type="radio"/>
100. try to do your best work in school?	<input type="radio"/>	<input type="radio"/>	<input type="radio"/>	<input type="radio"/>	<input type="radio"/>

115. Have you changed schools (including changing from elementary to middle and middle to high school) in the past year?

- Yes
- No

How many times have you...

	7 or more times	5 or 6 times	3 or 4 times	1 or 2 times	Never
116. changed homes since kindergarten?	<input type="radio"/>	<input type="radio"/>	<input type="radio"/>	<input type="radio"/>	<input type="radio"/>
117. changed schools since kindergarten?	<input type="radio"/>	<input type="radio"/>	<input type="radio"/>	<input type="radio"/>	<input type="radio"/>

PLEASE DO NOT WRITE IN THIS AREA

[SERIAL]



118. During the past 12 months, how many times were you in a physical fight on school property?

- 0 times
- 1 time
- 2 or 3 times
- 4 or 5 times
- 6 or 7 times
- 8 or 9 times
- 10 or 11 times
- 12 or more times

119. During the past 30 days, on how many days did you not go to school because you felt you would be unsafe at school or on your way to or from school?

- 0 days
- 1 day
- 2 or 3 days
- 4 or 5 days
- 6 or more days

In the last 30 days, have you been picked on at school, on a school bus, or going to and from school? For example, have you been called names, been threatened, got mean notes or graffiti, been pushed around or hit, or received unwanted touching:

	NO	Yes	YES!
120. Because of my race or ethnic origin.	<input type="radio"/>	<input type="radio"/>	<input type="radio"/>
121. Because someone thought I was gay, lesbian or bisexual.	<input type="radio"/>	<input type="radio"/>	<input type="radio"/>
122. Because of how I look.	<input type="radio"/>	<input type="radio"/>	<input type="radio"/>
123. Because of who my friends are.	<input type="radio"/>	<input type="radio"/>	<input type="radio"/>
124. I've received unwanted sexual comments or attention.	<input type="radio"/>	<input type="radio"/>	<input type="radio"/>
125. For other reasons.	<input type="radio"/>	<input type="radio"/>	<input type="radio"/>

126. I can talk to teachers openly and freely about my concerns.

- NO!
- no
- yes
- YES!

Oregon Student Wellness Survey for Grades 8 & 11

1. The survey is completely voluntary and anonymous. DO NOT put your name on the questionnaire.

2. This is not a test, so there are no right or wrong answers. We would like you to work quickly so you can finish.

3. All of the questions should be answered by completely filling in one of the answer spaces. If you do not find an answer that fits exactly, use the one that comes closest. If any question does not apply to you, or you are not sure what it means, just leave it blank. You can skip any question that you do not wish to answer.

4. For questions that have the following answers: **NO!** no **yes YES!**

Mark (the BIG) **YES!** if you think the statement is **DEFINITELY TRUE** for you.

Mark (the little) **yes** if you think the statement is **MOSTLY TRUE** for you.

Mark (the BIG) **NO!** if you think the statement is **DEFINITELY NOT TRUE** for you.

Example: Chocolate is the best ice cream flavor.

NO! **no** **yes** **YES!**

In the example above, that student marked "yes" because he or she thinks the statement is mostly true.

5. Please mark only one answer for each question, unless otherwise directed, by completely filling in the oval with a #2 pencil.

1. How old are you?

- 10 years old 15 years old
 11 years old 16 years old
 12 years old 17 years old
 13 years old 18 years old
 14 years old 19 years old or older

2. What is your sex?

- Female
 Male

3. In what grade are you?

- 7th 10th
 8th 11th
 9th 12th

4. What is your race?

- American Indian or Alaska Native
 Asian
 Black or African American
 Native or Other Pacific Islander
 White

5. Are you Hispanic or Latino?

- Yes
 No

6. What is the language you use most often at home?

- English
 Spanish
 Another language

7. Are your school grades better than the grades of most students in your class?

- NO!**
 no
 yes
 YES!

8. Putting them all together, what were your grades like last year?

- Mostly F's
 Mostly D's
 Mostly C's
 Mostly B's
 Mostly A's

How wrong do you think it is for someone your age to...

	Not wrong at all	A little bit wrong	Wrong
9. attack someone with the idea of seriously hurting him or her?	<input type="radio"/>	<input type="radio"/>	<input type="radio"/>
10. pick a fight with someone?	<input type="radio"/>	<input type="radio"/>	<input type="radio"/>
11. stay away from school all day when their parents think they are at school?	<input type="radio"/>	<input type="radio"/>	<input type="radio"/>
12. take a handgun to school?	<input type="radio"/>	<input type="radio"/>	<input type="radio"/>
13. steal anything worth more than \$5?	<input type="radio"/>	<input type="radio"/>	<input type="radio"/>
14. have one or two drinks of an alcoholic beverage nearly every day?	<input type="radio"/>	<input type="radio"/>	<input type="radio"/>
15. smoke one or more packs of cigarettes a day?	<input type="radio"/>	<input type="radio"/>	<input type="radio"/>
16. try marijuana or hashish once or twice?	<input type="radio"/>	<input type="radio"/>	<input type="radio"/>
17. use marijuana once a month or more?	<input type="radio"/>	<input type="radio"/>	<input type="radio"/>

PLEASE DO NOT WRITE IN THIS AREA

[SERIAL]

Think of your four best friends (the friends you feel closest to). In the past 12 months, how many of your best friends have...

	4 of my friends	3 of my friends	2 of my friends	1 of my friends	None of my friends
18. been arrested?	<input type="radio"/>	<input type="radio"/>	<input type="radio"/>	<input type="radio"/>	<input type="radio"/>
19. been suspended from school?	<input type="radio"/>	<input type="radio"/>	<input type="radio"/>	<input type="radio"/>	<input type="radio"/>
20. carried a handgun?	<input type="radio"/>	<input type="radio"/>	<input type="radio"/>	<input type="radio"/>	<input type="radio"/>
21. dropped out of school?	<input type="radio"/>	<input type="radio"/>	<input type="radio"/>	<input type="radio"/>	<input type="radio"/>
22. sold marijuana or illegal drugs?	<input type="radio"/>	<input type="radio"/>	<input type="radio"/>	<input type="radio"/>	<input type="radio"/>
23. stolen or tried to steal a motor vehicle such as a car or motorcycle?	<input type="radio"/>	<input type="radio"/>	<input type="radio"/>	<input type="radio"/>	<input type="radio"/>

What are the chances you would be seen as cool if you...

	Very good chance	Pretty good chance	Some chance	Little chance	No or very little chance
24. began drinking alcoholic beverages regularly, that is, at least once or twice a month?	<input type="radio"/>	<input type="radio"/>	<input type="radio"/>	<input type="radio"/>	<input type="radio"/>
25. carried a handgun?	<input type="radio"/>	<input type="radio"/>	<input type="radio"/>	<input type="radio"/>	<input type="radio"/>
26. smoked cigarettes?	<input type="radio"/>	<input type="radio"/>	<input type="radio"/>	<input type="radio"/>	<input type="radio"/>
27. smoked marijuana?	<input type="radio"/>	<input type="radio"/>	<input type="radio"/>	<input type="radio"/>	<input type="radio"/>

28. Would you be more or less likely to want to work for an employer that tests its employees for drug or alcohol use on a random basis?

More likely

Less likely

Would make no difference

Don't know or can't say

During the past 12 months...

	Don't know or can't say	No	Yes
29. do you recall hearing, reading, or watching an advertisement about prevention of substance abuse?	<input type="radio"/>	<input type="radio"/>	<input type="radio"/>
30. have you had a special class about drugs or alcohol in school?	<input type="radio"/>	<input type="radio"/>	<input type="radio"/>
31. have you talked with at least one of your parents about the dangers of tobacco, alcohol, or drug use? By parents we mean either your biological parents, adoptive parents, stepparents, or adult guardians, whether or not they live with you.	<input type="radio"/>	<input type="radio"/>	<input type="radio"/>

If you wanted to get...

	Very easy	Sort of easy	Somewhat hard	Very hard
32. some beer, wine or hard liquor (for example, vodka, whiskey, or gin), how easy would it be for you to get some?	<input type="radio"/>	<input type="radio"/>	<input type="radio"/>	<input type="radio"/>
33. some cigarettes, how easy would it be for you to get some?	<input type="radio"/>	<input type="radio"/>	<input type="radio"/>	<input type="radio"/>
34. some marijuana, how easy would it be for you to get some?	<input type="radio"/>	<input type="radio"/>	<input type="radio"/>	<input type="radio"/>
35. a drug like cocaine, LSD, or amphetamines, how easy would it be for you to get some?	<input type="radio"/>	<input type="radio"/>	<input type="radio"/>	<input type="radio"/>

During your life, how many times have you...

	40 or more times	20 to 39 times	10 to 19 times	3 to 9 times	1 or 2 times	0 times
36. sniffed glue, breathed the contents of aerosol spray cans, or inhaled any paints or sprays to get high?	<input type="radio"/>	<input type="radio"/>	<input type="radio"/>	<input type="radio"/>	<input type="radio"/>	<input type="radio"/>
37. taken steroid pills or shots without a doctor's prescription?	<input type="radio"/>	<input type="radio"/>	<input type="radio"/>	<input type="radio"/>	<input type="radio"/>	<input type="radio"/>
38. used any form of cocaine, including powder, crack, or freebase?	<input type="radio"/>	<input type="radio"/>	<input type="radio"/>	<input type="radio"/>	<input type="radio"/>	<input type="radio"/>
39. used ecstasy (also called MDMA)?	<input type="radio"/>	<input type="radio"/>	<input type="radio"/>	<input type="radio"/>	<input type="radio"/>	<input type="radio"/>
40. used heroin (also called smack, junk, or China White)?	<input type="radio"/>	<input type="radio"/>	<input type="radio"/>	<input type="radio"/>	<input type="radio"/>	<input type="radio"/>
41. used methamphetamines (also called speed, crystal, crank, or ice)?	<input type="radio"/>	<input type="radio"/>	<input type="radio"/>	<input type="radio"/>	<input type="radio"/>	<input type="radio"/>
42. used a needle to inject any illegal drug into your body?	<input type="radio"/>	<input type="radio"/>	<input type="radio"/>	<input type="radio"/>	<input type="radio"/>	<input type="radio"/>

During the past 30 days, on how many days did you...

	All 30 days	20 to 29 days	6 to 19 days	3 to 5 days	1 or 2 days	0 days
43. have at least one drink of alcohol?	<input type="radio"/>	<input type="radio"/>	<input type="radio"/>	<input type="radio"/>	<input type="radio"/>	<input type="radio"/>
44. have 5 or more drinks of alcohol in a row, that is, within a couple of hours?	<input type="radio"/>	<input type="radio"/>	<input type="radio"/>	<input type="radio"/>	<input type="radio"/>	<input type="radio"/>
45. smoke cigarettes?	<input type="radio"/>	<input type="radio"/>	<input type="radio"/>	<input type="radio"/>	<input type="radio"/>	<input type="radio"/>
46. use other tobacco products?	<input type="radio"/>	<input type="radio"/>	<input type="radio"/>	<input type="radio"/>	<input type="radio"/>	<input type="radio"/>
47. use marijuana?	<input type="radio"/>	<input type="radio"/>	<input type="radio"/>	<input type="radio"/>	<input type="radio"/>	<input type="radio"/>
48. sniff glue, breathe the contents of aerosol spray cans, or any paints or sprays to get high?	<input type="radio"/>	<input type="radio"/>	<input type="radio"/>	<input type="radio"/>	<input type="radio"/>	<input type="radio"/>
49. use any form of cocaine, including powder, crack or freebase?	<input type="radio"/>	<input type="radio"/>	<input type="radio"/>	<input type="radio"/>	<input type="radio"/>	<input type="radio"/>
50. use ecstasy (also called MDMA)?	<input type="radio"/>	<input type="radio"/>	<input type="radio"/>	<input type="radio"/>	<input type="radio"/>	<input type="radio"/>
51. use heroin or other opiates or narcotics?	<input type="radio"/>	<input type="radio"/>	<input type="radio"/>	<input type="radio"/>	<input type="radio"/>	<input type="radio"/>
52. use LSD or other hallucinogens or psychedelics?	<input type="radio"/>	<input type="radio"/>	<input type="radio"/>	<input type="radio"/>	<input type="radio"/>	<input type="radio"/>
53. use methamphetamines (also called speed, crystal, crank or ice)?	<input type="radio"/>	<input type="radio"/>	<input type="radio"/>	<input type="radio"/>	<input type="radio"/>	<input type="radio"/>
54. use prescription drugs (without a doctor's orders) to get high?	<input type="radio"/>	<input type="radio"/>	<input type="radio"/>	<input type="radio"/>	<input type="radio"/>	<input type="radio"/>

55. During the past 30 days, what type of alcohol did you usually drink? Select only one response.

I did not drink alcohol during the past 30 days.

I do not have a usual type.

Beer.

Flavored beverages (such as Smirnoff, Bacardi Silver, and Hard Lemonade).

Wine coolers (such as Bartles and Jaymes or Seagrams Wine).

Wine.

Liquor (such as vodka, rum, scotch, bourbon, or whiskey).

Some other type.

56. During the past 30 days, how did you usually get the alcohol you drank? Select only one response.

- I did not drink alcohol during the past 30 days.
- I bought it in a store such as a convenience store, supermarket, discount store, or gas station.
- I bought it at a restaurant, bar or club.
- I bought it at a public event such as a concert or sporting event.
- I gave someone else money to buy it for me.
- I got it from friends 21 or older.
- I got it from friends under 21.
- I took it from a store or family member.
- I got it some other way.

57. In the last 12 months, which of the following have you experienced? Please mark all that apply.

- I did not drink alcohol in the last 12 months.
- Missed school or class because of drinking alcohol.
- Gotten sick to your stomach because of drinking alcohol.
- Not been able to remember what happened while you were drinking alcohol.
- Later regretted something you did while drinking alcohol.
- Worried that you drank alcohol too much or too often.

58. During the past 30 days, how many times did you use marijuana?

- 0 times
- 1 or 2 times
- 3 to 9 times
- 10 to 19 times
- 20 to 39 times
- 40 or more times

How old were you when you...

	Never have	8 Years old	9 Years old	10 Years old	11 Years old	12 Years old	13 Years old	14 Years old	15 Years old	16 Years old	17 Years or older
59. first began drinking alcoholic beverages regularly, that is at least once or twice a month?	<input type="radio"/>	<input type="radio"/>	<input type="radio"/>	<input type="radio"/>	<input type="radio"/>	<input type="radio"/>	<input type="radio"/>	<input type="radio"/>	<input type="radio"/>	<input type="radio"/>	<input type="radio"/>
60. had your first drink of alcohol other than a few sips?	<input type="radio"/>	<input type="radio"/>	<input type="radio"/>	<input type="radio"/>	<input type="radio"/>	<input type="radio"/>	<input type="radio"/>	<input type="radio"/>	<input type="radio"/>	<input type="radio"/>	<input type="radio"/>
61. smoked a whole cigarette for the first time?	<input type="radio"/>	<input type="radio"/>	<input type="radio"/>	<input type="radio"/>	<input type="radio"/>	<input type="radio"/>	<input type="radio"/>	<input type="radio"/>	<input type="radio"/>	<input type="radio"/>	<input type="radio"/>
62. first used tobacco products other than cigarettes such as snuff, chewing tobacco, and smoking tobacco from a pipe?	<input type="radio"/>	<input type="radio"/>	<input type="radio"/>	<input type="radio"/>	<input type="radio"/>	<input type="radio"/>	<input type="radio"/>	<input type="radio"/>	<input type="radio"/>	<input type="radio"/>	<input type="radio"/>
63. tried marijuana for the first time?	<input type="radio"/>	<input type="radio"/>	<input type="radio"/>	<input type="radio"/>	<input type="radio"/>	<input type="radio"/>	<input type="radio"/>	<input type="radio"/>	<input type="radio"/>	<input type="radio"/>	<input type="radio"/>

	No	Yes
64. if you carried a handgun without your parents' permission, would you be caught by your parents?	<input type="radio"/>	<input type="radio"/>
65. if you drank some beer or wine or liquor (for example, vodka, whiskey, or gin) without your parents' permission, would you be caught by your parents?	<input type="radio"/>	<input type="radio"/>
66. if you skipped school, would you be caught by your parents?	<input type="radio"/>	<input type="radio"/>
67. My family has clear rules about alcohol and drug use.	<input type="radio"/>	<input type="radio"/>
68. My parents ask if I've gotten my homework done.	<input type="radio"/>	<input type="radio"/>
69. The rules in my family are clear.	<input type="radio"/>	<input type="radio"/>
70. When I am not at home, one of my parents knows where I am and who I am with.	<input type="radio"/>	<input type="radio"/>
71. Would your parents know if you did not come home on time?	<input type="radio"/>	<input type="radio"/>

Think of your four best friends (the friends you feel closest to).

In the past 12 months, how many

of your best friends have...

None of my friends

1 of my friends

2 of my friends

3 of my friends

4 of my friends

- 72. smoked cigarettes?
- 73. tried beer, wine, or hard liquor (for example, vodka, whiskey or gin) when their parents didn't know about it?
- 74. used LSD, cocaine, amphetamines, or other illegal drugs?
- 75. used marijuana?

During the past 30 days, how much of the time have you...

None of the time

A little of the time

Some of the time

A good bit of the time

Most of the time

All of the time

- 76. been a happy person?
- 77. been a very nervous person?
- 78. felt calm and peaceful?
- 79. felt downhearted and blue?
- 80. felt so down in the dumps that nothing could cheer you up?

81. During the past 12 months, did you ever feel so sad or hopeless almost every day for two weeks or more in a row that you stopped doing some usual activities?

- Yes
- No

82. During the past 12 months, did you ever seriously consider attempting suicide?

- Yes
- No

PLEASE DO NOT WRITE IN THIS AREA

[SERIAL]

83. Gambling involves betting anything of value (money, a watch, soda, etc.) on a game or event. Please mark ALL the different types of gambling that you have bet on, if any, during the last 30 days:

- Playing lottery tickets.
- Playing Powerball or Megabucks.
- Playing dice or coin flips.
- Playing cards (poker, etc.).
- Betting on a sports team.
- Betting on a horse/dog race.
- Betting on games of personal skill (bowling, video games, dares, etc.).
- Gambling on the internet for free or with money.
- Gambling at a casino.
- Playing Bingo for money.
- None.
- Other.

84. During the last 12 months, have you ever felt bad about the amount you bet, or about what happens when you bet money?

- Yes
- No
- I don't bet for money

85. During the last 12 months, have you ever felt that you would like to stop betting money but didn't think you could?

- Yes
- No
- I don't bet for money

86. In total, how much money have you bet in any form (lottery, card games, bingo, internet, sports, with friends) in the past three months?

- 0
- \$1-\$10
- \$11-\$50
- \$51-\$100
- \$101-\$200
- \$201-\$500
- Over \$500

87. Have you ever lied to anyone about betting/gambling?

	No	Yes
88. Have you ever bet/gambed more than you wanted to?	<input type="checkbox"/>	<input type="checkbox"/>
89. Have your parents ever talked to you about the risks of betting/gambling?	<input type="checkbox"/>	<input type="checkbox"/>
90. Have your teachers ever talked to you about the risks of betting/gambling?	<input type="checkbox"/>	<input type="checkbox"/>

How wrong would most adults (over 21) in your neighborhood think it is for kids your age to...

	Not wrong at all	A little bit wrong	Very wrong
91. drink alcohol?	<input type="checkbox"/>	<input type="checkbox"/>	<input type="checkbox"/>
92. smoke cigarettes?	<input type="checkbox"/>	<input type="checkbox"/>	<input type="checkbox"/>
93. use marijuana?	<input type="checkbox"/>	<input type="checkbox"/>	<input type="checkbox"/>

	No	Yes
94. If a kid drank some beer, wine, or hard liquor (for example, vodka, whiskey or gin) in your neighborhood, would he or she be caught by the police?	<input type="checkbox"/>	<input type="checkbox"/>
95. If a kid smoked marijuana in your neighborhood would he or she be caught by the police?	<input type="checkbox"/>	<input type="checkbox"/>

How wrong do your parents feel it would be for you to...

	Not wrong at all	A little bit wrong	Wrong	Very wrong
96. drink beer, wine, or liquor (for example, vodka, whiskey, or gin) regularly (at least once or twice a month)?	<input type="checkbox"/>	<input type="checkbox"/>	<input type="checkbox"/>	<input type="checkbox"/>
97. smoke cigarettes?	<input type="checkbox"/>	<input type="checkbox"/>	<input type="checkbox"/>	<input type="checkbox"/>
98. smoke marijuana?	<input type="checkbox"/>	<input type="checkbox"/>	<input type="checkbox"/>	<input type="checkbox"/>
99. draw graffiti, or write things or draw pictures on buildings or other property (without the owner's permission)?	<input type="checkbox"/>	<input type="checkbox"/>	<input type="checkbox"/>	<input type="checkbox"/>
100. pick a fight with someone?	<input type="checkbox"/>	<input type="checkbox"/>	<input type="checkbox"/>	<input type="checkbox"/>
101. steal something worth more than \$5?	<input type="checkbox"/>	<input type="checkbox"/>	<input type="checkbox"/>	<input type="checkbox"/>

How much do you think people risk harming themselves (physically or in other ways)...

	Moderate risk	Slight risk	No risk	Great risk
102. if they take one or two drinks of an alcoholic beverage (beer, wine, liquor) nearly every day?	<input type="checkbox"/>	<input type="checkbox"/>	<input type="checkbox"/>	<input type="checkbox"/>
103. when they have five or more drinks of an alcoholic beverage once or twice a week?	<input type="checkbox"/>	<input type="checkbox"/>	<input type="checkbox"/>	<input type="checkbox"/>
104. if they smoke one or more packs of cigarettes per day?	<input type="checkbox"/>	<input type="checkbox"/>	<input type="checkbox"/>	<input type="checkbox"/>
105. if they try marijuana once or twice?	<input type="checkbox"/>	<input type="checkbox"/>	<input type="checkbox"/>	<input type="checkbox"/>
106. if they smoke marijuana once or twice a week?	<input type="checkbox"/>	<input type="checkbox"/>	<input type="checkbox"/>	<input type="checkbox"/>

During the past 30 days, how many times did you...

	0 times	1 time	2 or 3 times	4 or 5 times	6 or more times
107. drive a car or other vehicle when you had been drinking alcohol?	<input type="checkbox"/>	<input type="checkbox"/>	<input type="checkbox"/>	<input type="checkbox"/>	<input type="checkbox"/>
108. ride in a vehicle driven by a parent or other adult who had been drinking alcohol?	<input type="checkbox"/>	<input type="checkbox"/>	<input type="checkbox"/>	<input type="checkbox"/>	<input type="checkbox"/>
109. ride in a vehicle driven by a teenager who had been drinking alcohol?	<input type="checkbox"/>	<input type="checkbox"/>	<input type="checkbox"/>	<input type="checkbox"/>	<input type="checkbox"/>

110. During the past 12 months, how many times were you in a physical fight?

- 0 times
- 1 time
- 2 or 3 times
- 4 or 5 times
- 6 or 7 times
- 8 or 9 times
- 10 or 11 times
- 12 or more times



111. During the LAST FOUR WEEKS how many whole days of school have you missed because you skipped or "cut"?

- None
 1
 2
 3
 4 to 5
 6 to 10
 11 or more

112. How important do you think the things you are learning in school are going to be for your later life?

- Very important
 Quite important
 Fairly important
 Slightly important
 Not at all important

113. How interesting are most of your courses to you?

- Very interesting
 Quite interesting
 Fairly interesting
 Slightly boring
 Very boring

114. How often do you feel that the schoolwork you are assigned is meaningful and important?

	Almost always	Often	Sometimes	Seldom	Never
Now thinking back over the past year in school, how often did you...	<input type="radio"/>	<input type="radio"/>	<input type="radio"/>	<input type="radio"/>	<input type="radio"/>
115. enjoy being in school?	<input type="radio"/>	<input type="radio"/>	<input type="radio"/>	<input type="radio"/>	<input type="radio"/>
116. hate being in school?	<input type="radio"/>	<input type="radio"/>	<input type="radio"/>	<input type="radio"/>	<input type="radio"/>
117. try to do your best work in school?	<input type="radio"/>	<input type="radio"/>	<input type="radio"/>	<input type="radio"/>	<input type="radio"/>

118. I have lots of chances to be part of class discussions or activities.

	Yes	No	Yes	No
119. In my school, students have lots of chances to help decide things like class activities and rules.	<input type="radio"/>	<input type="radio"/>	<input type="radio"/>	<input type="radio"/>
120. Teachers ask me to work on special classroom projects.	<input type="radio"/>	<input type="radio"/>	<input type="radio"/>	<input type="radio"/>
121. There are lots of chances for students in my school to get involved in sports, clubs, and other school activities outside of class.	<input type="radio"/>	<input type="radio"/>	<input type="radio"/>	<input type="radio"/>
122. There are lots of chances for students in my school to talk with a teacher.	<input type="radio"/>	<input type="radio"/>	<input type="radio"/>	<input type="radio"/>
123. I feel safe at my school.	<input type="radio"/>	<input type="radio"/>	<input type="radio"/>	<input type="radio"/>
124. My teacher(s) notices when I am doing a good job and lets me know about it.	<input type="radio"/>	<input type="radio"/>	<input type="radio"/>	<input type="radio"/>
125. My teachers praise me when I work hard in school.	<input type="radio"/>	<input type="radio"/>	<input type="radio"/>	<input type="radio"/>
126. The school lets my parents know when I have done something well.	<input type="radio"/>	<input type="radio"/>	<input type="radio"/>	<input type="radio"/>

127. Have you changed homes in the past year?

- Yes
 No

128. Have you changed schools (including changing from elementary to middle and middle to high school) in the past year?

- Yes
 No

	7 or more times	5 or 6 times	3 or 4 times	1 or 2 times	Never
How many times have you...	<input type="radio"/>	<input type="radio"/>	<input type="radio"/>	<input type="radio"/>	<input type="radio"/>
129. changed homes since kindergarten?	<input type="radio"/>	<input type="radio"/>	<input type="radio"/>	<input type="radio"/>	<input type="radio"/>
130. changed schools since kindergarten?	<input type="radio"/>	<input type="radio"/>	<input type="radio"/>	<input type="radio"/>	<input type="radio"/>

How many times in the past year (12 months), have you...

	40 or more times	20 to 39 times	10 to 19 times	6 to 9 times	3 to 5 times	1 or 2 times	Never
131. attacked someone with the idea of seriously hurting them?	<input type="radio"/>	<input type="radio"/>	<input type="radio"/>	<input type="radio"/>	<input type="radio"/>	<input type="radio"/>	<input type="radio"/>
132. been arrested?	<input type="radio"/>	<input type="radio"/>	<input type="radio"/>	<input type="radio"/>	<input type="radio"/>	<input type="radio"/>	<input type="radio"/>
133. been drunk or high at school?	<input type="radio"/>	<input type="radio"/>	<input type="radio"/>	<input type="radio"/>	<input type="radio"/>	<input type="radio"/>	<input type="radio"/>
134. been suspended from school?	<input type="radio"/>	<input type="radio"/>	<input type="radio"/>	<input type="radio"/>	<input type="radio"/>	<input type="radio"/>	<input type="radio"/>
135. carried a handgun?	<input type="radio"/>	<input type="radio"/>	<input type="radio"/>	<input type="radio"/>	<input type="radio"/>	<input type="radio"/>	<input type="radio"/>
136. sold illegal drugs?	<input type="radio"/>	<input type="radio"/>	<input type="radio"/>	<input type="radio"/>	<input type="radio"/>	<input type="radio"/>	<input type="radio"/>
137. stolen or tried to steal a motor vehicle such as a car or motorcycle?	<input type="radio"/>	<input type="radio"/>	<input type="radio"/>	<input type="radio"/>	<input type="radio"/>	<input type="radio"/>	<input type="radio"/>
138. taken a handgun to school?	<input type="radio"/>	<input type="radio"/>	<input type="radio"/>	<input type="radio"/>	<input type="radio"/>	<input type="radio"/>	<input type="radio"/>

118. I have lots of chances to be part of class discussions or activities.

	Yes	No	Yes	No
119. In my school, students have lots of chances to help decide things like class activities and rules.	<input type="radio"/>	<input type="radio"/>	<input type="radio"/>	<input type="radio"/>
120. Teachers ask me to work on special classroom projects.	<input type="radio"/>	<input type="radio"/>	<input type="radio"/>	<input type="radio"/>
121. There are lots of chances for students in my school to get involved in sports, clubs, and other school activities outside of class.	<input type="radio"/>	<input type="radio"/>	<input type="radio"/>	<input type="radio"/>
122. There are lots of chances for students in my school to talk with a teacher.	<input type="radio"/>	<input type="radio"/>	<input type="radio"/>	<input type="radio"/>
123. I feel safe at my school.	<input type="radio"/>	<input type="radio"/>	<input type="radio"/>	<input type="radio"/>
124. My teacher(s) notices when I am doing a good job and lets me know about it.	<input type="radio"/>	<input type="radio"/>	<input type="radio"/>	<input type="radio"/>
125. My teachers praise me when I work hard in school.	<input type="radio"/>	<input type="radio"/>	<input type="radio"/>	<input type="radio"/>
126. The school lets my parents know when I have done something well.	<input type="radio"/>	<input type="radio"/>	<input type="radio"/>	<input type="radio"/>

	Not at all true	A little true	Pretty much true	Very much true
139. I can do most things if I try.	<input type="radio"/>	<input type="radio"/>	<input type="radio"/>	<input type="radio"/>
140. I can work out my problems.	<input type="radio"/>	<input type="radio"/>	<input type="radio"/>	<input type="radio"/>
141. I volunteer to help others in my community.	<input type="radio"/>	<input type="radio"/>	<input type="radio"/>	<input type="radio"/>
142. There is at least one teacher or other adult in my school that really cares about me.	<input type="radio"/>	<input type="radio"/>	<input type="radio"/>	<input type="radio"/>

Would you say that in general your...

	Excellent	Very good	Good	Fair	Poor
143. emotional and mental health is...	<input type="radio"/>	<input type="radio"/>	<input type="radio"/>	<input type="radio"/>	<input type="radio"/>
144. physical health is...	<input type="radio"/>	<input type="radio"/>	<input type="radio"/>	<input type="radio"/>	<input type="radio"/>

PLEASE DO NOT WRITE IN THIS AREA

[SERIAL]

145. During the past 12 months, how many times did you actually attempt suicide?

- 0 times
- 1 time
- 2 or 3 times
- 4 or 5 times
- 6 or more times

146. During the past 12 months, how many times were you in a physical fight on school property?

- 0 times
- 1 time
- 2 or 3 times
- 4 or 5 times
- 6 or 7 times
- 8 or 9 times
- 10 or 11 times
- 12 or more times

147. During the past 30 days, on how many days did you not go to school because you felt you would be unsafe at school or on your way to or from school?

- 0 days
- 1 day
- 2 or 3 days
- 4 or 5 days
- 6 or more days

Harassment can include threatening, bullying, name calling or obscenities, offensive notes or graffiti, unwanted touching, and physical attacks. During the past 30 days, have you ever been harassed at school (or on the way to or from school) in relation to any of the following issues?

	No	Yes	Yes!
148. Harassment about your race or ethnic origin.	<input type="radio"/>	<input type="radio"/>	<input type="radio"/>
149. Unwanted sexual comments or attention.	<input type="radio"/>	<input type="radio"/>	<input type="radio"/>
150. Harassment because someone thought you were gay, lesbian, bisexual or transgender.	<input type="radio"/>	<input type="radio"/>	<input type="radio"/>
151. Harassment about your weight, clothes, acne, or other physical characteristics.	<input type="radio"/>	<input type="radio"/>	<input type="radio"/>
152. Harassment about your group of friends.	<input type="radio"/>	<input type="radio"/>	<input type="radio"/>
153. For other reasons.	<input type="radio"/>	<input type="radio"/>	<input type="radio"/>

	No	Yes	Yes!
154. I can talk to teachers openly and freely about my concerns.	<input type="radio"/>	<input type="radio"/>	<input type="radio"/>
155. Students are picked on by other students for working hard at our school.	<input type="radio"/>	<input type="radio"/>	<input type="radio"/>
156. In my school, teachers treat students with respect.	<input type="radio"/>	<input type="radio"/>	<input type="radio"/>
157. Most students at my school help each other when they are hurt or upset.	<input type="radio"/>	<input type="radio"/>	<input type="radio"/>