



2012

Oregon Student Wellness Survey

Brookings - Harbor High - Brookings-Harbor SD 17C

Oregon Health Authority, Addictions and Mental Health Division

Conducted by International Survey Associates dba Pride Surveys

Contents

| | |
|---|-----------|
| 1 INTRODUCTION | 9 |
| 1.1 Participants by Gender | 10 |
| 1.2 Race and Ethnicity | 10 |
| 1.3 Language Used at Home | 10 |
| 2 SCHOOL CLIMATE | 11 |
| 2.1 Supportive Atmosphere | 11 |
| 2.2 Attachment to School | 13 |
| 2.3 Opportunities for Participation | 15 |
| 2.4 Safe Environment | 17 |
| 2.5 Serious Problem Behaviors | 20 |
| 3 POSITIVE YOUTH DEVELOPMENT | 22 |
| 3.1 PYD Benchmark | 22 |
| 3.2 General Health | 22 |
| 3.3 Competence, Confidence, Support and Service | 22 |
| 4 MENTAL AND EMOTIONAL HEALTH | 24 |
| 4.1 Psychological Distress | 24 |
| 4.2 Depression and Suicide Ideation | 25 |
| 5 PROBLEM GAMBLING | 27 |
| 5.1 Types of Gambling in the Past 30 Days | 27 |
| 5.2 Risk of Problem Gambling | 28 |
| 5.3 Communication about the Risks of Gambling | 28 |
| 6 SUBSTANCE USE | 31 |
| 6.1 Abstinence from Substance Use | 31 |
| 6.2 Substance Use in the Past 30 Days | 31 |
| 6.3 Norms About Alcohol Use | 33 |
| 6.4 Factors Associated with Initiation of Substance Use | 34 |
| 6.5 Availability | 34 |
| 6.6 Parental Attitude toward Substance Use | 34 |
| 6.7 Student Attitude toward Substance Use | 35 |
| 6.8 Perceived Risk of Harm | 35 |
| 6.9 Communication about Substance Use | 36 |
| 7 DRUG FREE COMMUNITIES CORE MEASURES | 37 |
| 7.1 30 Day Use | 37 |
| 7.2 Perception of Moderate or Great Risk | 38 |
| 7.3 Parents Feel It Would Be Wrong or Very Wrong | 38 |
| 7.4 Average Age (in years) of Onset | 38 |
| 8 HEIGHT, WEIGHT & BODY MASS INDEX (BMI) | 39 |

| | |
|--|-----------|
| A FREQUENCY DISTRIBUTION TABLES | 41 |
| A.1 Frequency Distribution Tables | 41 |
| A.1.1 Demographics | 41 |
| A.1.2 Transitions and Mobility | 43 |
| A.2 School Climate | 43 |
| A.2.1 Academic Performance | 43 |
| A.2.2 School Commitment | 44 |
| A.2.3 Safe School Environment | 47 |
| A.2.4 Harassment and Bullying | 49 |
| A.3 Social, Emotional and Mental Health | 52 |
| A.3.1 Positive Youth Development | 52 |
| A.3.2 Mental Health Inventory | 54 |
| A.3.3 Depression and Suicidality | 55 |
| A.3.4 Problem Gambling | 56 |
| A.4 Substance Use | 58 |
| A.4.1 Tobacco Use | 58 |
| A.4.2 Alcohol Use | 60 |
| A.4.3 Marijuana Use | 66 |
| A.4.4 Other Drug Use | 67 |
| A.4.5 Lifetime Drug Use | 69 |
| A.4.6 Availability of Alcohol, Tobacco and Drugs | 71 |
| A.4.7 Perceived Risk of Harm from Substance Use | 72 |
| A.4.8 Communication about Substance Use | 75 |
| A.5 Parenting and Parental Attitudes | 76 |
| A.5.1 Family Management | 76 |
| A.5.2 Parental Attitudes towards Substance Use | 77 |
| A.6 Height and Weight | 78 |
| A.6.1 BMI and Weight | 78 |
| B SWS QUESTIONNAIRES | 80 |

List of Tables

| | | |
|----|--|----|
| 1 | Participants by Gender | 10 |
| 2 | Race and Ethnicity | 10 |
| 3 | Hispanic or Latino/Latina? | 10 |
| 4 | Language Used at Home | 10 |
| 5 | Supportive Atmosphere | 11 |
| 6 | Attachment to School | 13 |
| 7 | Value School Work | 13 |
| 8 | Accountability to Parents | 13 |
| 9 | Opportunities for Participation | 15 |
| 10 | Safe Environment | 17 |
| 11 | Bullying | 17 |
| 12 | Harassment | 18 |
| 13 | Serious Problem Behaviors on School Property | 20 |
| 14 | Serious Problem Behaviors | 20 |
| 15 | PYD Benchmark | 22 |
| 16 | General Health | 22 |
| 17 | Competence, Confidence, Support and Service | 22 |
| 18 | Psychological Distress | 24 |
| 19 | MHI-5 Questions | 24 |
| 20 | Depression and Suicide Ideation | 25 |
| 21 | Types of Gambling in the Past 30 Days | 27 |
| 22 | Signs of Problem Gambling | 28 |
| 23 | Communication About the Risks of Gambling | 28 |
| 24 | Abstinence from Substance Use | 31 |
| 25 | Substance Use in the Past 30 Days | 31 |
| 26 | Alcohol Use in the Past 30 Days | 33 |
| 27 | Attitudes about Drinking | 33 |
| 28 | Availability | 34 |
| 29 | Parental Attitude toward Substance Use | 34 |
| 30 | Student Attitude toward Substance Use | 35 |
| 31 | Perceived Risk of Harm | 35 |
| 32 | Communication about Substance Use | 36 |
| 33 | 30 Day Use | 37 |
| 34 | Perception of Moderate or Great Risk | 38 |
| 35 | Parents Feel It Would Be Wrong or Very Wrong | 38 |
| 36 | Average Age (in years) of Onset | 38 |
| 37 | Average Weight | 39 |
| 38 | Average Height | 39 |
| 39 | BMI Categories | 39 |
| 40 | How do you describe your weight? | 39 |
| 41 | What Are You Trying To Do About Your Weight? | 39 |
| 42 | During the past 30 days, did you go without eating for 24 hours or more to lose weight or to keep from gaining weight? | 39 |

| | | |
|----|---|----|
| 43 | During the past 30 days, did you take diet pills, powders, or liquids to lose weight or to keep from gaining weight? | 40 |
| 44 | During the past 30 days, did you vomit or take laxatives to lose weight or to keep from gaining weight? | 40 |
| 45 | How old are you? | 41 |
| 46 | What is your sex? | 41 |
| 47 | Which of the following best describes you? | 41 |
| 48 | In what grade are you? | 42 |
| 49 | What is your race? | 42 |
| 50 | Are you Hispanic or Latino/Latina? | 42 |
| 51 | What is the language you use most often at home? | 42 |
| 52 | Have you changed schools (including changing from elementary to middle and middle to high school) in the past year? | 43 |
| 53 | How many times have you changed homes since kindergarten? | 43 |
| 54 | Putting them all together, what were your grades like last year? | 43 |
| 55 | During the LAST FOUR WEEKS how many whole days of school have you missed because you skipped or "cut"? | 44 |
| 56 | How do you like school? | 44 |
| 57 | How important do you think the things you are learning in school are going to be for your later life? | 44 |
| 58 | How often do you feel that the schoolwork you are assigned is meaningful and important? | 44 |
| 59 | I have lots of chances to be part of class discussions or activities. | 45 |
| 60 | Thinking back over the past school year, how often did you try to do your best work in school? | 45 |
| 61 | There are lots of chances for students in my school to get involved in sports, clubs, and other school activities outside of class. | 45 |
| 62 | I respect most of my teachers. | 45 |
| 63 | My teachers notice when I am doing a good job and let me know about it. | 46 |
| 64 | I can talk to my teachers openly and freely about my concerns. | 46 |
| 65 | In my school, teachers treat students with respect. | 46 |
| 66 | Most students at my school help each other when they are hurt or upset. | 46 |
| 67 | In my school, students that work hard to get good grades are picked on by other students. | 46 |
| 68 | During the past 30 days, on how many days did you not go to school because you felt you would be unsafe at school or on your way to or from school? | 47 |
| 69 | During the past 30 days, on how many days did you carry a gun as a weapon on school property? | 47 |
| 70 | During the past 30 days, on how many days did you carry a weapon (other than a gun) such as a knife or club on school property? | 47 |
| 71 | During the past 12 months, how many times were you in a physical fight? | 47 |

| | | |
|----|---|----|
| 72 | During the past 12 months, how many times were you in a physical fight on school property? | 48 |
| 73 | During the past 12 months, how many times did you bully someone (such as hitting, kicking, pushing, saying mean things, spreading rumors, or making sexual comments that bothered them)? | 48 |
| 74 | During the past 12 months, how many times have you been suspended from school? | 48 |
| 75 | During the past 12 months, how many times has someone threatened you with a weapon such as a gun, knife, or club on school property? | 48 |
| 76 | During the past 12 months, how many times have you been drunk or high at school? | 49 |
| 77 | During the past 12 months, has anyone offered, sold, or given you an illegal drug on school property? | 49 |
| 78 | Any harassment in the past 30 days | 49 |
| 79 | In the last 30 days, how many times have you been harassed at school, on a school bus or going to and from school because of your race or ethnic origin? | 49 |
| 80 | In the last 30 days, how many times have you been harassed at school, on a school bus or going to and from school because someone said you were gay, lesbian, bisexual or transgender? | 50 |
| 81 | In the last 30 days, how many times have you been harassed at school, on a school bus or going to and from school because of who your friends are? | 50 |
| 82 | In the last 30 days, how many times have you been harassed at school, on a school bus or going to and from school because of how you look (weight, clothes, acne, or other physical characteristics)? | 50 |
| 83 | In the last 30 days, how many times have you been harassed at school, on a school bus or going to and from school because you received unwanted sexual comments or attention? | 50 |
| 84 | In the last 30 days, how many times have you been harassed at school, on a school bus or going to and from school through e-mail, chat rooms, instant messaging, Web sites, texting or phone? | 51 |
| 85 | In the last 30 days, how many times have you been harassed at school, on a school bus or going to and from school for other reasons? | 51 |
| 86 | How often have you seen another student bully others by hitting, kicking, punching or otherwise hurting them in school or on the school bus? | 51 |
| 87 | How often have you heard another student bully others by saying mean things, teasing or calling other students names in your school or on the school bus? | 51 |
| 88 | How often have you heard another student spread mean rumors or leave other students out of activities to be mean in your school or on the school bus? | 52 |
| 89 | Positive Youth Development | 52 |

| | | |
|-----|--|----|
| 90 | Would you say that in general your emotional and mental health is... | 52 |
| 91 | Would you say that in general your physical health is... | 53 |
| 92 | I can do most things if I try. | 53 |
| 93 | I can work out my problems. | 53 |
| 94 | I volunteer to help others in my community. | 53 |
| 95 | There is at least one teacher or other adult in my school that really cares about me. | 53 |
| 96 | On an average school night, how many hours of sleep do you get? | 54 |
| 97 | Mental Health Inventory 5 | 54 |
| 98 | During the past 30 days, how many times have you been a happy person? | 54 |
| 99 | During the past 30 days, how many times have you been a very nervous person? | 54 |
| 100 | During the past 30 days, how many times have you felt calm and peaceful? | 55 |
| 101 | During the past 30 days, how many times have you felt downhearted and blue? | 55 |
| 102 | During the past 30 days, how many times have you felt so down in the dumps that nothing could cheer you up? | 55 |
| 103 | During the past 12 months, did you ever feel so sad or hopeless almost every day for two weeks or more in a row that you stopped doing some usual activities? | 55 |
| 104 | During the past 12 months, did you ever seriously consider attempting suicide? | 56 |
| 105 | During the past 12 months, how many times did you actually attempt suicide? | 56 |
| 106 | Gambling involves betting anything of value (money, a watch, soda, etc.) on a game or event with an uncertain outcome. Please mark ALL the different types of betting that you have done, if any, during the last 30 days: | 56 |
| 107 | During the last 12 months, have you ever felt bad about the amount you bet, or about what happens when you bet money? | 57 |
| 108 | During the last 12 months, have you ever felt that you would like to stop betting money but didn't think you could? | 57 |
| 109 | Have you ever lied to anyone about betting/gambling? | 57 |
| 110 | Have you ever bet/gambled more than you wanted to? | 57 |
| 111 | Have your parents ever talked to you about the risks of betting/gambling? | 57 |
| 112 | Have your teachers ever talked to you about the risks of betting/gambling? | 57 |
| 113 | During the past 30 days, on how many days did you smoke cigarettes? | 58 |
| 114 | During the past 30 days, on how many days did you use other tobacco products? | 58 |
| 115 | During the past 30 days, on how many days did you smoke tobacco in a "Hookah," also known as a water pipe? | 58 |

| | | |
|-----|---|----|
| 116 | During the past 30 days, from which of the following sources did you get tobacco (cigarettes, chew, cigars)? Please mark all that apply. | 59 |
| 117 | Used any tobacco product during the past 30 days | 59 |
| 118 | How old were you when you smoked a whole cigarette for the first time? | 59 |
| 119 | How old were you when you smoked a whole cigarette for the first time? | 59 |
| 120 | How old were you the first time you used tobacco products other than cigarettes such as snuff, chewing tobacco, and smoking tobacco from a pipe? | 60 |
| 121 | How old were you the first time you used tobacco products other than cigarettes such as snuff, chewing tobacco, and smoking tobacco from a pipe? | 60 |
| 122 | During your life, on how many days have you had at least one drink of alcohol? | 60 |
| 123 | During the past 30 days, on how many days did you have at least one drink of alcohol? | 60 |
| 124 | During the past 30 days, on how many days did you have 5 or more drinks of alcohol in a row, that is, within a couple of hours? | 61 |
| 125 | During the past 30 days, on how many days do you think most students in your school had at least one drink of alcohol? (your best estimate) | 61 |
| 126 | During the past 30 days, on how many days do you think most students in your school had 5 or more drinks of alcohol in a row, that is, within a couple of hours? (your best estimate) | 61 |
| 127 | Think of your four best friends (the friends you feel closest to). In the past 12 months, how many of your best friends have tried beer, wine, or hard liquor (for example, vodka, whiskey or gin)? | 61 |
| 128 | During the past 30 days, what type of alcohol did you usually drink? (Select only one response) | 62 |
| 129 | During the past 30 days, from which of the following sources did you get the alcohol you drank? Please mark all that apply. | 62 |
| 130 | In the last 12 months, which of the following have you experienced? (Mark all that apply) | 63 |
| 131 | During the past 30 days, how many times did you ride in a vehicle driven by a parent or other adult who had been drinking alcohol? | 63 |
| 132 | During the past 30 days, how many times did you ride in a vehicle driven by a teenager who had been drinking alcohol? | 63 |
| 133 | During the past 30 days, how many times did you drive a car or other vehicle when you had been drinking alcohol? | 64 |
| 134 | During the past 30 days, how many times did most students in your school ride in a vehicle driven by a parent or other adult who had been drinking alcohol? | 64 |

| | | |
|-----|---|----|
| 135 | During the past 30 days, how many times did most students in your school ride in a vehicle driven by a teenager who had been drinking alcohol? | 64 |
| 136 | During the past 30 days, how many times did most students in your school drive a car or other vehicle when they had been drinking alcohol? | 64 |
| 137 | How old were you when you had more than a sip or two of beer, wine, or hard liquor (for example, vodka, whiskey, or gin) for the first time? | 65 |
| 138 | How old were you when you had more than a sip or two of beer, wine, or hard liquor (for example, vodka, whiskey, or gin) for the first time? | 65 |
| 139 | How old were you when you first began drinking alcoholic beverages regularly, that is at least once or twice a month? | 65 |
| 140 | How old were you when you first began drinking alcoholic beverages regularly, that is at least once or twice a month? | 65 |
| 141 | During the past 30 days, how many times did you use marijuana? | 66 |
| 142 | During the past 30 days, from which of the following sources did you get marijuana? Please mark all that apply. | 66 |
| 143 | How old were you when you tried marijuana for the first time? | 67 |
| 144 | How old were you when you tried marijuana for the first time? | 67 |
| 145 | During the past 30 days, on how many days did you sniff glue, breathe the contents of aerosol spray cans, or inhale any paints or sprays to get high? | 67 |
| 146 | During the past 30 days, on how many days did you use a prescription drug (such as OxyContin, Percocet, Vicodin, codeine, Adderall, Ritalin, or Xanax) without a doctor's orders? | 67 |
| 147 | Which of the following illicit drugs did you use during the past 30 days? (Please mark all that apply) | 68 |
| 148 | Any illicit drug use including marijuana, cocaine, ecstasy, herion, hallucinogens or methamphetamines) | 68 |
| 149 | Any illicit drug use including cocaine, ecstasy, herion, hallucinogens or methamphetamines) | 68 |
| 150 | During your life, how many times have you used marijuana? | 69 |
| 151 | During your life, how many times have you sniffed glue, breathed the contents of aerosol spray cans, or inhaled any paints or sprays to get high? | 69 |
| 152 | During your life, how many times have you taken steroid pills or shots without a doctor's prescription? | 69 |
| 153 | During your life, how many times have you taken a prescription drug without a doctor's prescription? | 69 |
| 154 | During your life, how many times have you used any form of cocaine, including powder, crack or freebase? | 70 |
| 155 | During your life, how many times have you used ecstasy (also called MDMA)? | 70 |

| | | |
|-----|---|----|
| 156 | During your life, how many times have you used heroin (also called smack, junk, or China White)? | 70 |
| 157 | During your life, how many times have you used methamphetamines (also called speed, crystal, crank or ice)? | 70 |
| 158 | During your life, how many times have you used a needle to inject any illegal drug into your body? | 71 |
| 159 | Lifetime drug use (includes marijuana, inhalants, steroids, prescription drugs, cocaine, ecstasy, heroin, methamphetamines) | 71 |
| 160 | Lifetime drug use other than marijuana (includes inhalants, steroids, prescription drugs, cocaine, ecstasy, heroin, methamphetamines) | 71 |
| 161 | If you wanted to get some, how easy would it be for you to get some beer, wine, or hard liquor (for example, vodka, whiskey, or gin)? | 71 |
| 162 | If you wanted to get some, how easy would it be for you to get some cigarettes? | 71 |
| 163 | If you wanted to get some, how easy would it be for you to get some marijuana? | 72 |
| 164 | If you wanted to get some, how easy would it be for you to get a drug like cocaine, LSD, or amphetamines? | 72 |
| 165 | How much do you think people risk harming themselves (physically or in other ways) if they take one or two drinks of an alcoholic beverage (beer, wine, liquor) nearly every day? | 72 |
| 166 | How much do you think people risk harming themselves (physically or in other ways) when they have five or more drinks of an alcoholic beverage once or twice a week? | 72 |
| 167 | How much do you think people risk harming themselves (physically or in other ways) if they smoke one or more packs of cigarettes per day? | 73 |
| 168 | How much do you think people risk harming themselves (physically or in other ways) if they try marijuana once or twice? | 73 |
| 169 | How much do you think people risk harming themselves (physically or in other ways) if they smoke marijuana once or twice a week? | 73 |
| 170 | How wrong do you think it is for someone your age to have one or two drinks of an alcoholic beverage nearly every day? | 73 |
| 171 | How wrong do you think it is for someone your age to smoke one or more packs of cigarettes a day? | 74 |
| 172 | How wrong do you think it is for someone your age to try marijuana or hashish once or twice? | 74 |
| 173 | How wrong do you think it is for someone your age to use marijuana or hashish once a month or more? | 74 |
| 174 | How wrong do you believe most students in your school think it is for someone their age to have one or two drinks of an alcoholic beverage nearly every day? | 74 |
| 175 | During the past 12 months, do you recall hearing, reading, or watching an advertisement about prevention of substance abuse? | 75 |

| | | |
|-----|--|----|
| 176 | During the past 12 months, have you had a special class about drugs or alcohol in school? | 75 |
| 177 | During the past 12 months, have you talked with at least one of your parents about the dangers of tobacco, alcohol, or drug use? | 75 |
| 178 | Would you be more or less likely to want to work for an employer that tests its employees for drug or alcohol use on a random basis? | 75 |
| 179 | My parents ask if I've gotten my homework done. | 76 |
| 180 | My parents would catch me if I skipped school. | 76 |
| 181 | When I am not at home, one of my parents knows where I am and whom I am with. | 76 |
| 182 | My family has clear rules about alcohol and drug use. | 76 |
| 183 | How would most students in your school respond to this statement: "My family has clear rules about alcohol and drug use." | 77 |
| 184 | How wrong do you think your parents feel it would be for you to drink beer, wine, or liquor (for example, vodka, whiskey, or gin) regularly (at least once or twice a month)? | 77 |
| 185 | How wrong do you think your parents feel it would be for you to smoke cigarettes? | 77 |
| 186 | How wrong do you think your parents feel it would be for you to smoke marijuana? | 77 |
| 187 | BMI Percentile Ranking | 78 |
| 188 | How do you describe your weight? | 78 |
| 189 | Which of the following are you trying to do about your weight? | 78 |
| 190 | During the past 30 days, did you go without eating for 24 hours or more (also called fasting) to lose weight or to keep from gaining weight? | 78 |
| 191 | During the past 30 days, did you take any diet pills, powders, or liquids without a doctor's advice to lose weight or to keep from gaining weight? (Do not include meal replacement products such as Slim Fast.) | 79 |
| 192 | During the past 30 days, did you vomit or take laxatives to lose weight or to keep from gaining weight? | 79 |

List of Figures

| | | |
|----|--|----|
| 1 | Supportive Atmosphere | 12 |
| 2 | Attachment to School | 14 |
| 3 | Opportunities for Participation | 16 |
| 4 | Harassment - Grade 11 | 19 |
| 5 | Serious Problem Behaviors | 21 |
| 6 | Positive Youth Development - Grade 11 | 23 |
| 7 | Psychological Distress, Depression and Suicide | 26 |
| 8 | Gambling - Grade 11 | 29 |
| 9 | Signs of Problem Gambling | 30 |
| 10 | Alcohol, Tobacco and Other Drug Use - Grade 11 | 32 |

1 INTRODUCTION

This is a report of key findings from the *Oregon Student Wellness Survey*, a survey of 6th, 8th and 11th grade youth, conducted in the spring of 2012. The *Oregon Student Wellness Survey* is an anonymous and voluntary survey sponsored by the Oregon Health Authority (OHA) in collaboration with the Oregon Department of Education. OHA contracted with International Survey Associates to recruit schools, administer the survey and report survey results. The survey was available free of charge to all Oregon schools that chose to participate including public, charter and private. Schools that agreed to participate in the *Oregon Student Wellness Survey* were given the option of administering the survey either online or by paper and pencil with the schools determining which method would be best for their particular circumstances.

The *Oregon Student Wellness Survey* was designed to assess a wide range of topics that included school climate, positive youth development, mental health, substance use, problem gambling, fighting and other problem behaviors. In addition the survey collected information about risk and protective factors that are influential in healthy youth development and student success.

Oregon Student Wellness Survey results are used by schools, state and local agencies, organizations and communities to assess and monitor the health and well being of Oregon youth and the environments in which they live. *Oregon Student Wellness Survey* data can serve as a valuable tool for program planning, implementation, and evaluation. The data are essential information for communications with legislators and the public, and communities and local agencies will find the data improves their ability to procure funding by providing the baseline data needed for grant writing. In these ways, schools, communities and policy makers will find themselves poised to make effective decisions about behavior and health policies, services, programs and educational activities.

The *Oregon Student Wellness Survey* was designed as a split survey. The 6th and 8th grade version of the survey consisted of a subset of the questions found on the 11th grade versions. In order to provide results that spanned all grade levels in a single report, the data for questions that did not appear on the 6th and 8th grade version appear in this report as missing.

This report is divided into topic specific sections. Each section provides a brief overview of the topic, followed by summary data tables that include results for all three grades and compares local data to that of the state. The state data for this report has been weighted based on enrollment numbers. The school data in this report is unweighted.

Your questions, concerns and comments are invited. For more information about how the Oregon Student Wellness Survey results are used, contact:

Jeff Ruscoe jeff.ruscoe@state.or.us
503-945-5901
Interim Prevention Manager
Program and Policy Development Unit
OHA Addictions & Mental Health Division
500 Summer Street NE, E-86
Salem, OR 97301

For technical assistance please contact:

Geralyn Brennan geralyn.brennan@state.or.us
503-947-2319
Research Analyst
Program Analysis and Evaluation Unit
OHA Addictions and Mental Health Division
500 Summer St NE, E-86
Salem, OR 97301

1.1 Participants by Gender

Table 1: Participants by Gender

| | Grade 11 | |
|--------|----------|--------|
| | School | State |
| Female | 44 | 7,457 |
| Male | 45 | 7,823 |
| NA* | 0 | 78 |
| TOTAL | 89 | 15,358 |

* NA - No Answer

1.2 Race and Ethnicity

Schools throughout Oregon vary considerably in the racial and ethnic composition of their students. The *Oregon Student Wellness Survey* asks one question about race and another about Hispanic or Latino ethnicity.

The table below shows the percentage of students that self-identified as...

Table 2: Race and Ethnicity

| | Grade 11 | |
|----------------------------------|----------|-------|
| | School | State |
| American Indian or Alaska Native | 1.2 | 2.5 |
| Asian | | 5.1 |
| Black or African American | 1.2 | 2.8 |
| Native or Other Pacific Islander | | 2.6 |
| White | 92.9 | 78.2 |
| Multiracial | 4.7 | 8.7 |

Percentages exclude missing answers.

The table below shows the student responses to the question "Are you Hispanic or Latino/Latina?"

Table 3: Hispanic or Latino/Latina?

| | Grade 11 | |
|-----|----------|-------|
| | School | State |
| Yes | 11.5 | 18.6 |
| No | 88.5 | 81.4 |

Percentages exclude missing answers.

1.3 Language Used at Home

Students were asked what language they used most often at home.

Table 4: Language Used at Home

| | Grade 11 | |
|-------------------|----------|-------|
| | School | State |
| English | 92.0 | 87.9 |
| Russian | 1.1 | 0.9 |
| Spanish | 4.5 | 7.6 |
| Vietnamese | | 0.5 |
| A tribal language | 1.1 | 0.4 |
| Another language | 1.1 | 2.6 |

Percentages exclude missing answers.

2 SCHOOL CLIMATE

School climate is an important issue to parents, administrators and the community. The environment within a school directly impacts students' academic, social, emotional and mental states. Respectful, supportive relationships among students, teachers and parents are fundamental. When students have opportunities to collaborate and share a sense of purpose and ideals, students, faculty and staff look forward to school. When students are attached to school and to teachers and prosocial peers, they are more likely to behave in prosocial ways themselves, and to avoid engaging in high-risk behaviors.

There is strong evidence that the learning environment influences student attachment to school. Classroom and school interventions that make the learning environment safer, more caring, better managed and highly participatory and that enhance students' social competence have been shown to increase student attachment to school. A comprehensive assessment of school climate involves input from students, faculty and staff on a wide range of topics. The data collected with the *Oregon Student Wellness Survey* deals exclusively with the student perception aspect of school climate. It provides an assessment of whether students feel they belong, are valued and physically and emotionally safe at school.

2.1 Supportive Atmosphere

In supportive atmospheres students feel more comfortable approaching and interacting with teachers and peers, thereby strengthening their relationships.

The table below reports the percentage of students that agree with the following statements.

Table 5: Supportive Atmosphere

| | Grade 11 | |
|---|----------|-------|
| | School | State |
| My teachers notice when I am doing a good job and let me know about it. | 61.9 | 67.3 |
| I can talk to my teachers openly and freely about my concerns. | 47.1 | 60.8 |
| In my school, teachers treat students with respect. | 71.4 | 79.3 |
| Most students at my school help each other when they are hurt or upset. | 48.2 | 62.8 |
| In my school, students that work hard to get good grades are picked on by other students. | 29.9 | 21.3 |

Percentages exclude missing answers.

Supportive Atmosphere

Brookings - Harbor High - Brookings-Harbor SD 17C

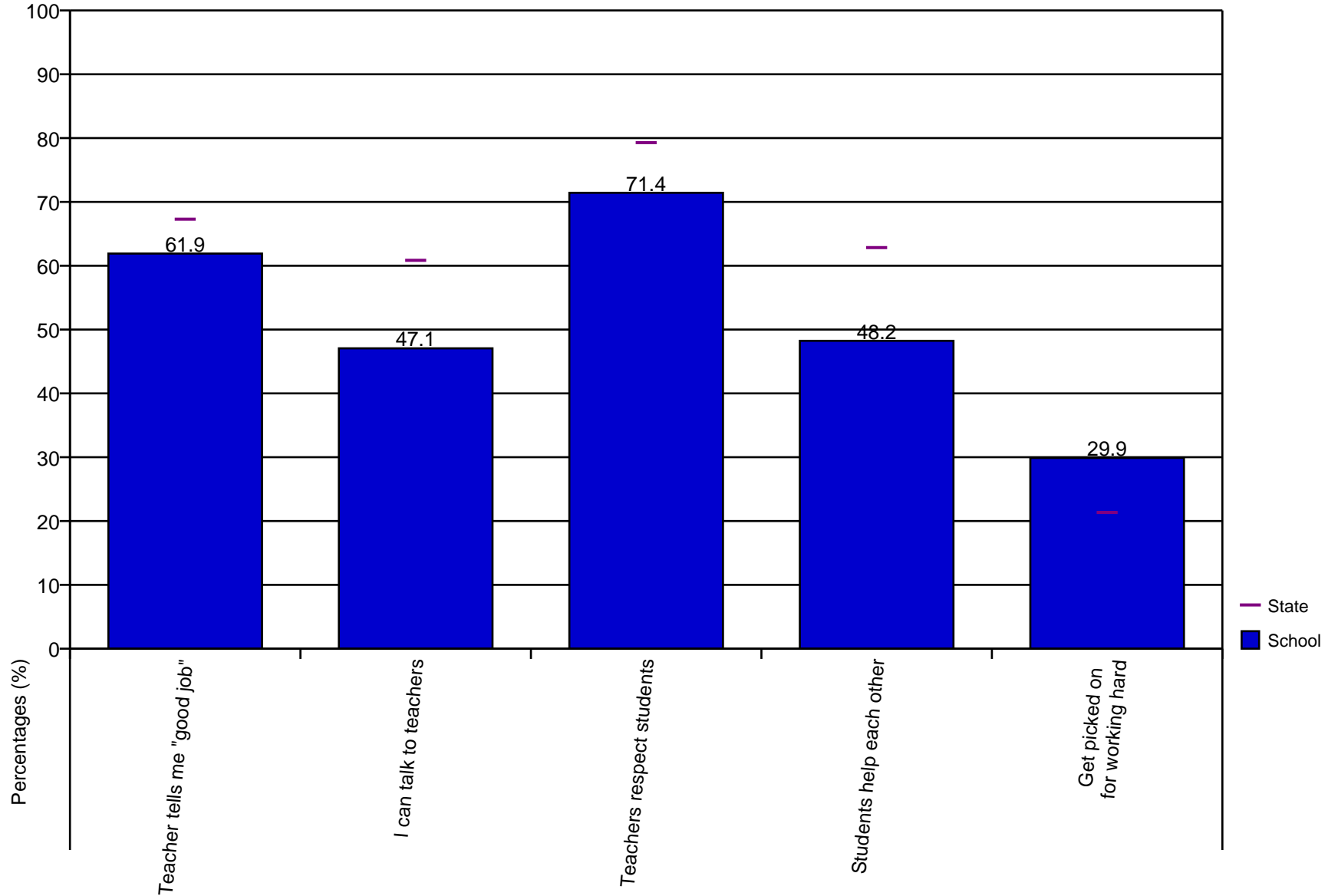


Figure 1: Supportive Atmosphere

2.2 Attachment to School

Students who like school, feel their assignments are important, and that what they are learning in school will be valuable to them later in life, are better prepared to make successful transitions after graduation. Young people who do not feel a part of society, are not bound by rules, don't believe in trying to be successful or responsible are at high risk of academic failure and developing mental, emotional or behavioral disorders.

Table 6: Attachment to School

| | Grade 11 | |
|--|----------|-------|
| | School | State |
| I like school | 34.1 | 45.7 |
| I did not skip school in the last four weeks | 62.5 | 69.9 |
| I respect my teachers | 83.5 | 90.2 |

Percentages exclude missing answers.

This table show the percentage of students that say...

Table 7: Value School Work

| | Grade 11 | |
|--|----------|-------|
| | School | State |
| I feel that schoolwork is meaningful and important | 29.1 | 28.5 |
| I tried to do my best work in school over the past year | 64.7 | 66.0 |
| I think the things I am learning in school are going to be important later in life | 48.3 | 50.1 |

Percentages exclude missing answers.

Table 8: Accountability to Parents

| | Grade 11 | |
|---|----------|-------|
| | School | State |
| My parents ask if I've gotten my homework done. | 66.3 | 73.0 |
| My parents would catch me if I skipped school. | 68.7 | 69.0 |
| When I am not at home, one of my parents knows where I am and whom I am with. | 79.3 | 79.6 |

Percentages exclude missing answers.

Attachment to School
Brookings - Harbor High - Brookings-Harbor SD 17C

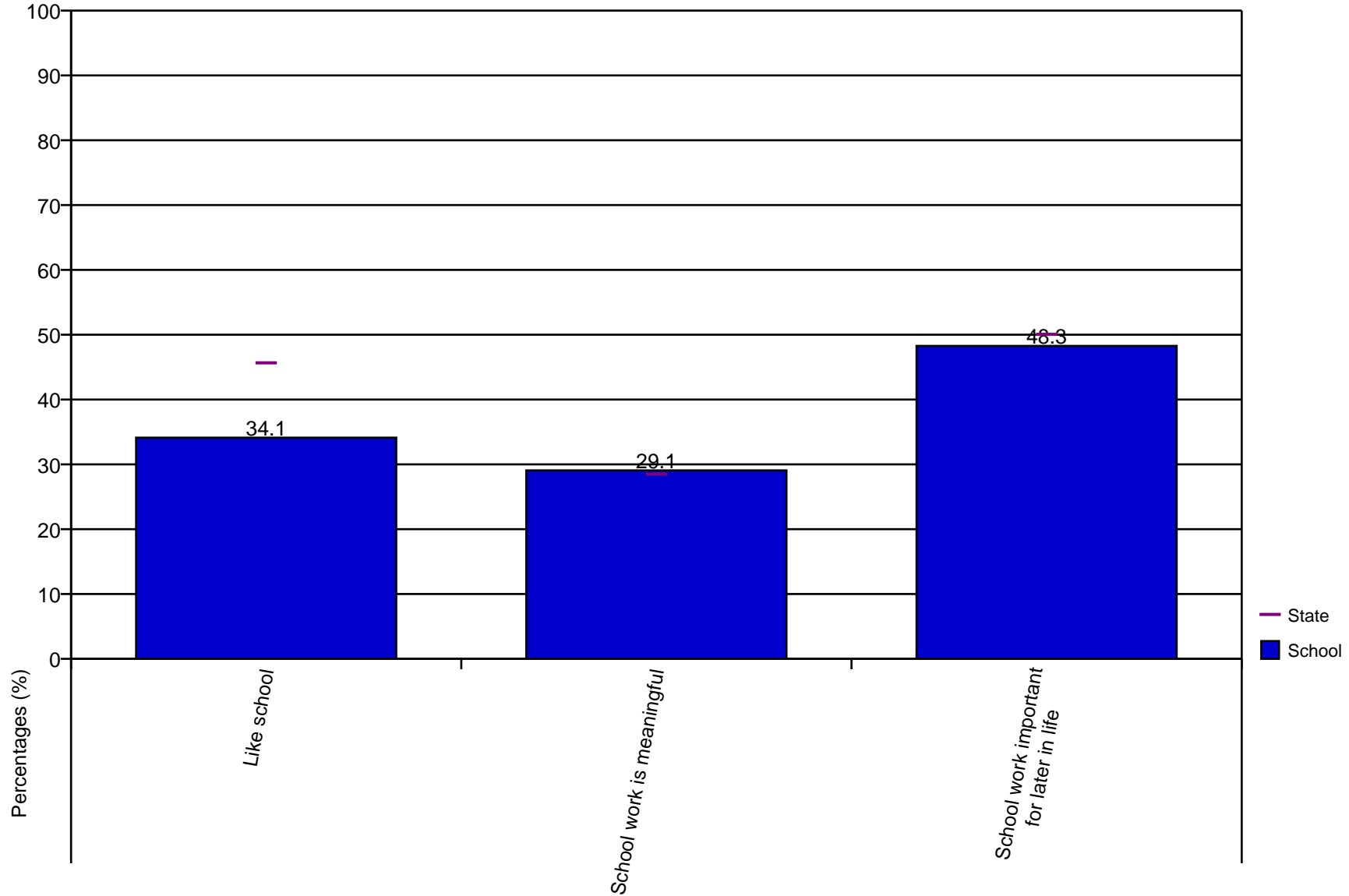


Figure 2: Attachment to School

2.3 Opportunities for Participation

When young people are given many opportunities to participate meaningfully in school activities that are important to them, they are less likely to engage in problem behaviors. When opportunities are available for positive participation outside of class, children are less likely to engage in substance use, and other problem behaviors.

The table below shows the percentage of students that agree with the following statements about their school.

Table 9: Opportunities for Participation

| | Grade 11 | |
|---|----------|-------|
| | School | State |
| I have lots of chances to be part of class discussions or activities. | 76.7 | 89.3 |
| There are lots of chances for students in my school to get involved in sports, clubs, and other school activities outside of class. | 89.5 | 90.3 |

Percentages exclude missing answers.

Opportunities for Participation

Brookings - Harbor High - Brookings-Harbor SD 17C

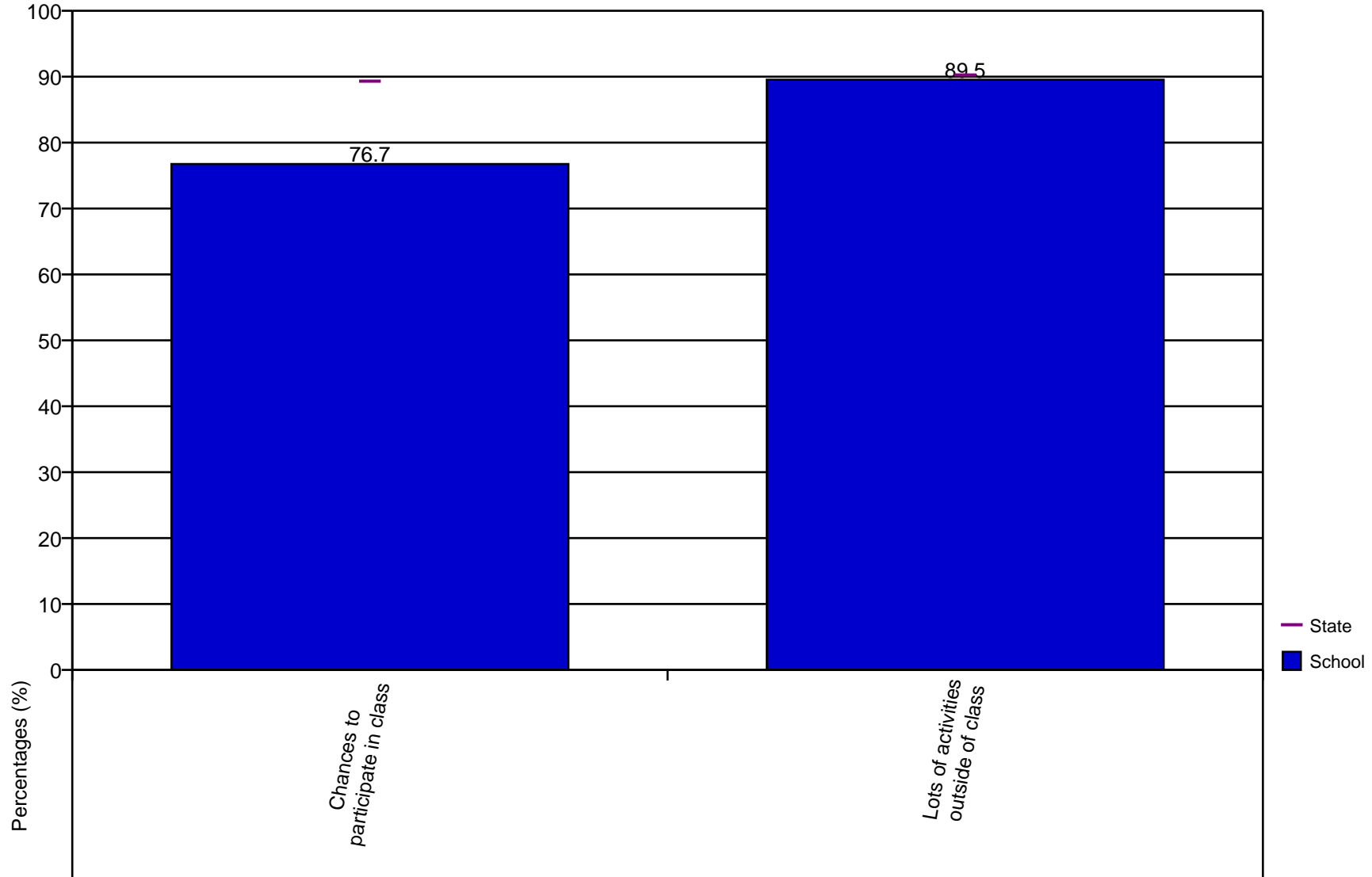


Figure 3: Opportunities for Participation

2.4 Safe Environment

Students who are harassed, feel unsafe or otherwise victimized are more likely to cut classes, skip school, feel depressed or become involved in problem behaviors. Comprehensive discipline, positive behavior support and anti-bullying programs in schools have been shown to reduce the incidence of harassment.

Table 10: Safe Environment

| | Grade 11 | |
|---|----------|-------|
| | School | State |
| Did not go to school one or more times in the past 30 days because you felt unsafe at school or on your way to or from school | 6.0 | 4.1 |

Percentages exclude missing answers.

The following table shows the percentage of students that witnessed another student being harassed in school or on the school bus in the past year.

Table 11: Bullying

| | Grade 11 | |
|--|----------|-------|
| | School | State |
| Heard another student bully others by saying mean things, teasing or calling other students names in your school or on the school bus? | 88.4 | 77.1 |
| Seen another student bully others by hitting, kicking, punching or otherwise hurting them in school or on the school bus? | 68.6 | 55.7 |
| Heard another student spread mean rumors or leave other students out of activities to be mean in your school or on the school bus? | 84.9 | 76.6 |

Percentages exclude missing answers.

This table shows the percentage of students that have been harassed during the past 30 days. Students were asked to indicate whether they were harassed at school or on the way to or from school for any of the following reasons.

Table 12: Harassment

| | Grade 11 | |
|---|-----------------|-------|
| | School | State |
| Your race or ethnic origin | 12.9 | 10.8 |
| Someone said your were gay, lesbian, bisexual and transgender | 4.7 | 8.1 |
| Your group of friends | 23.8 | 16.1 |
| Your weight, clothes, acne or other physical characteristics | 29.4 | 21.2 |
| Unwanted sexual comments or attention | 16.5 | 11.4 |
| E-mail, chat rooms, IM, Web sites, texting or phone | 12.9 | 11.9 |
| For other reasons. | 25.6 | 16.2 |
| Any harassment in the past 30 days | 52.3 | 39.6 |

Percentages exclude missing answers.

Harassment - Grade 11
Brookings - Harbor High - Brookings-Harbor SD 17C

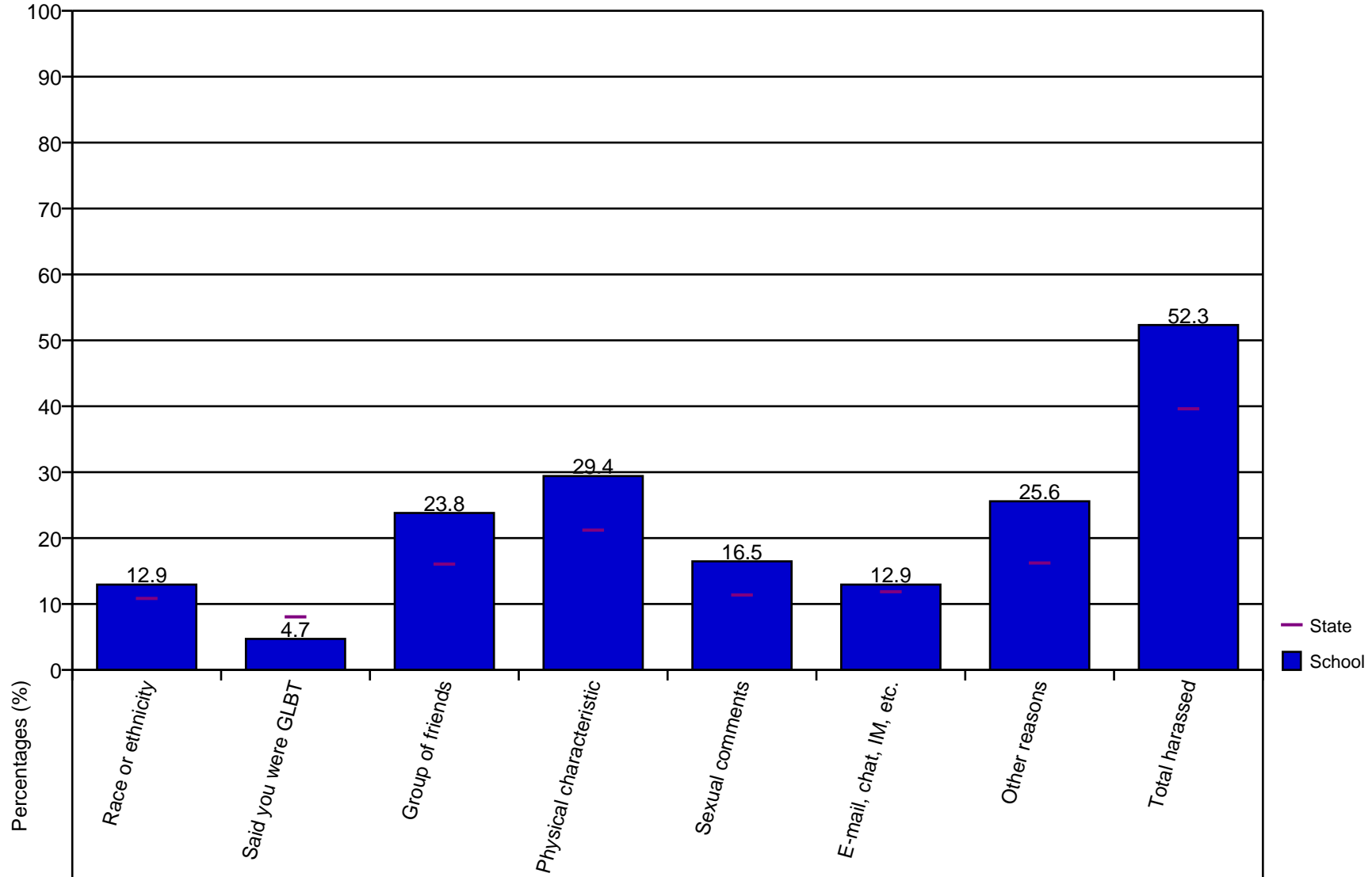


Figure 4: Harassment - Grade 11

2.5 Serious Problem Behaviors

Schools are one of the safest places for our children. This does not mean that they are free of serious problem behaviors.

This table shows the prevalence of other serious problem behaviors reported to have occurred in the past 12 months at school.

Table 13: Serious Problem Behaviors on School Property

| | Grade 11 | |
|--|----------|-------|
| | School | State |
| Someone has offered, sold or given you an illegal drug at school | 27.9 | 22.4 |
| Were in a physical fight on school property | 11.8 | 6.6 |
| Been threatened with a weapon on school property | 11.6 | 6.7 |
| Took a weapon other than a gun to school | 6.0 | 7.3 |
| Took a gun to school | 4.7 | 1.5 |
| Have a gun/weapon on school property | 7.1 | 7.5 |

Percentages exclude missing answers.

This table shows problem behaviors that took place in the past 12 months, but they may take place anywhere, not necessarily on school property.

Table 14: Serious Problem Behaviors

| | Grade 11 | |
|--|----------|-------|
| | School | State |
| In a physical fight | 16.3 | 18.3 |
| Bullied someone physically or verbally | 21.2 | 19.9 |

Percentages exclude missing answers.

Serious Problem Behaviors
Brookings - Harbor High - Brookings-Harbor SD 17C

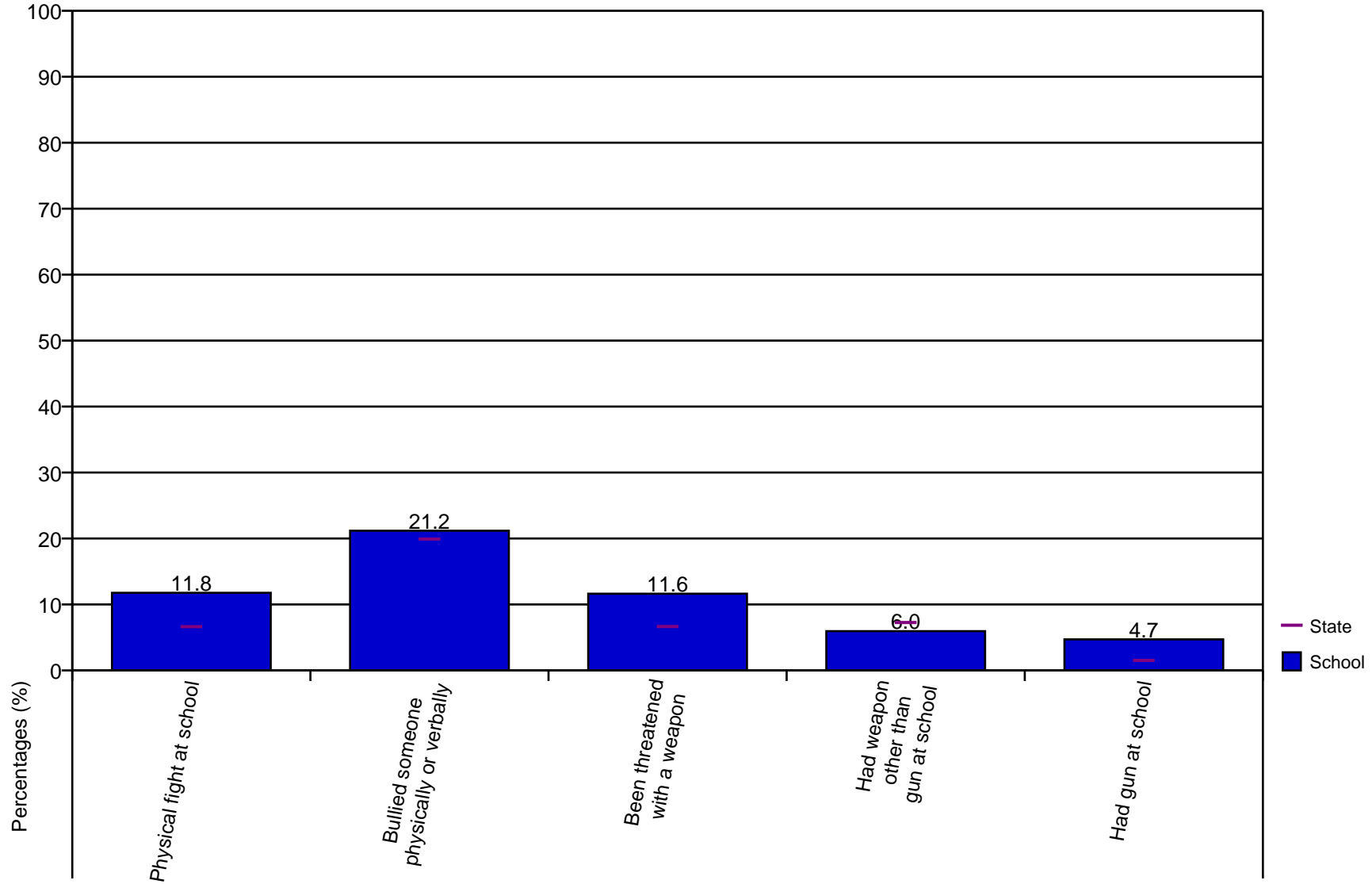


Figure 5: Serious Problem Behaviors

3 POSITIVE YOUTH DEVELOPMENT

In 2006, a statewide benchmark of positive youth development (PYD) was established for 8th and 11th graders. High levels of positive youth development are strongly associated with healthy behaviors and student success. The benchmark looks at six components: emotional and mental health, physical health, feelings of competence, self-confidence, support of a caring adult in school, and service to the community.

3.1 PYD Benchmark

Students that answer at least five of the six PYD questions in a positive manner are considered to have strong positive youth development.

Table 15: PYD Benchmark

| | Grade 11 | |
|-----------------------------------|----------|-------|
| | School | State |
| Strong positive youth development | 54.2 | 65.6 |
| Weak positive youth development | 45.8 | 34.4 |

3.2 General Health

Two questions are asked as an assessment of student health.

Table 16: General Health

| | Grade 11 | |
|---|----------|-------|
| | School | State |
| Good to excellent physical health | 82.8 | 88.4 |
| Good to excellent emotional and mental health | 79.3 | 86.2 |

3.3 Competence, Confidence, Support and Service

The following table reports the percentage of students that indicated the statement is "pretty much true" or "very much true."

Table 17: Competence, Confidence, Support and Service

| | Grade 11 | |
|---|----------|-------|
| | School | State |
| I can work out my problems. | 86.9 | 89.1 |
| I can do most things if I try. | 85.7 | 89.6 |
| There is at least one teacher or other adult in my school that really cares about me. | 67.9 | 69.4 |
| I volunteer to help others in my community. | 47.6 | 55.6 |

Positive Youth Development - Grade 11
Brookings - Harbor High - Brookings-Harbor SD 17C

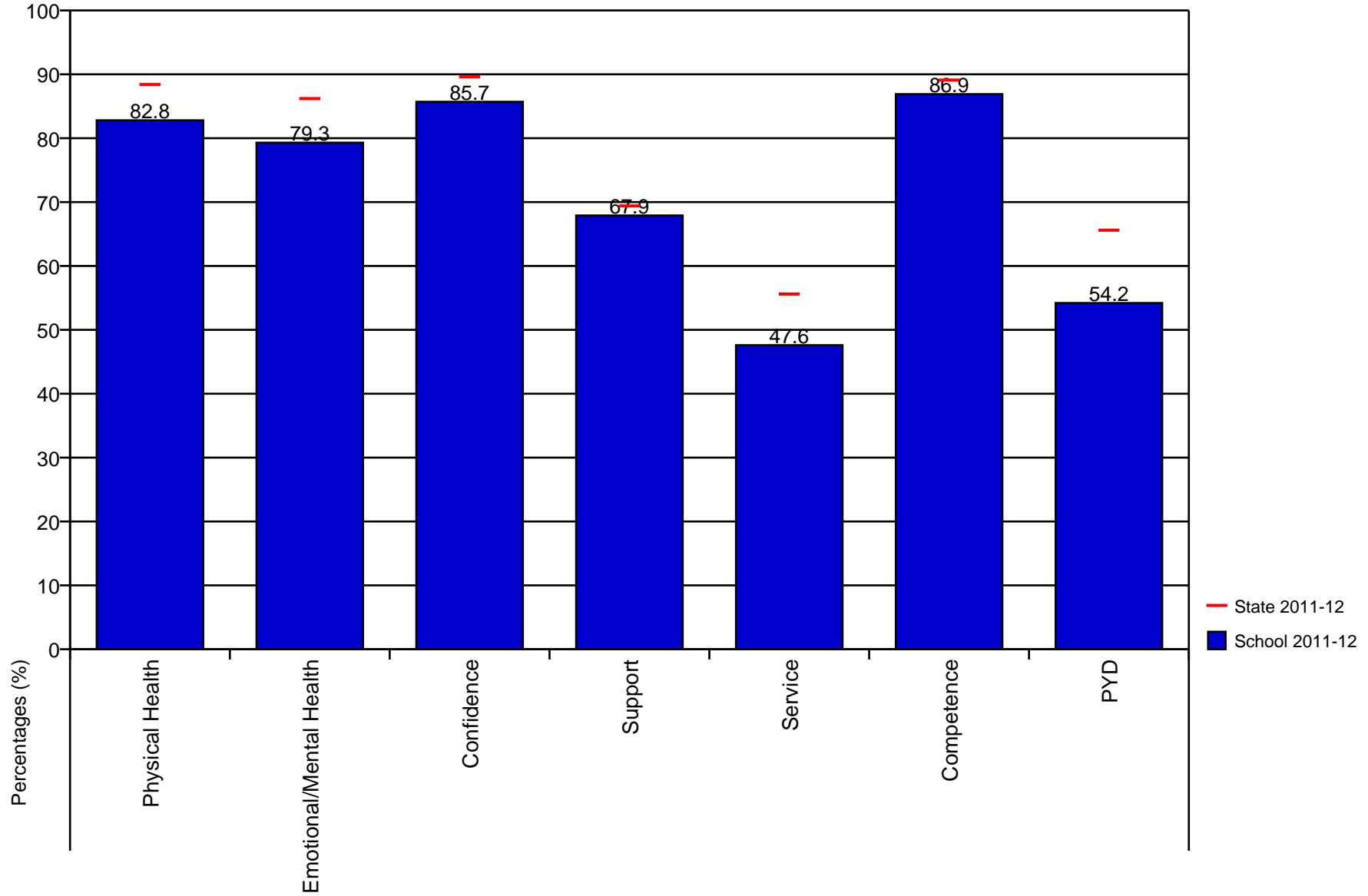


Figure 6: Positive Youth Development - Grade 11

4 MENTAL AND EMOTIONAL HEALTH

Good mental and emotional health makes it easier for youth to establish constructive interpersonal relationships, succeed in school and make a successful transition into the workforce. Depression and psychological distress can interfere with the development of positive teacher and peer relationships. Youth with depression or high levels of psychological distress may find it difficult to focus on academics. They are more likely to smoke, drink alcohol or use other drugs and they are at increased risk of suicide.

The *Oregon Student Wellness Survey* asks questions about emotional and mental health, depression, suicide thoughts and suicide attempts. The survey also asks a series of five questions known as the Mental Health Inventory (MHI-5). When responses for all five are considered together, the result is an estimate of the level of psychological distress that youth are experiencing. MHI-5 scores range from five to 30. Scores of 21 or higher are an indication that youth may be experiencing a mental health concern that requires further assessment.

4.1 Psychological Distress

This table shows the percentage of students with high levels of psychological distress during the past 30 days based on an MHI-5 score of 21 or higher.

Table 18: Psychological Distress

| | Grade 11 | |
|--------------------------|----------|-------|
| | School | State |
| Below MHI-5 cutoff | 86.9 | 91.7 |
| At or above MHI-5 cutoff | 13.1 | 8.3 |

The following table contains data on each of the five Mental Health Inventory questions. This series of questions asks about how the student was feeling during the past 30 days. The table reports the percentage of students that indicated "a good bit of the time," "most of the time", or "all of the time."

Table 19: MHI-5 Questions

| | Grade 11 | |
|--|----------|-------|
| | School | State |
| Been a happy person? | 66.3 | 77.3 |
| Felt calm and peaceful? | 51.2 | 60.3 |
| Been a very nervous person? | 38.1 | 26.5 |
| Felt downhearted and blue? | 27.9 | 21.8 |
| Felt so down in the dumps that nothing could cheer you up? | 16.3 | 13.1 |

4.2 Depression and Suicide Ideation

Suicide is the second leading cause of death among Oregon youth aged 10-24. Depression is the most common underlying cause of suicide. The following table reports the percentage of students that had signs of depression, thoughts about suicide, or actually attempted suicide during the last 12 months.

Table 20: Depression and Suicide Ideation

| | Grade 11 | |
|--|----------|-------|
| | School | State |
| Did you ever feel so sad or hopeless almost every day for two weeks or more in a row that you stopped doing some usual activities? | 35.7 | 27.9 |
| Did you ever seriously consider attempting suicide? | 20.9 | 15.1 |
| Actually attempted suicide? | 3.4 | 6.0 |

Psychological Distress, Depression and Suicide
Brookings - Harbor High - Brookings-Harbor SD 17C

Grade 11

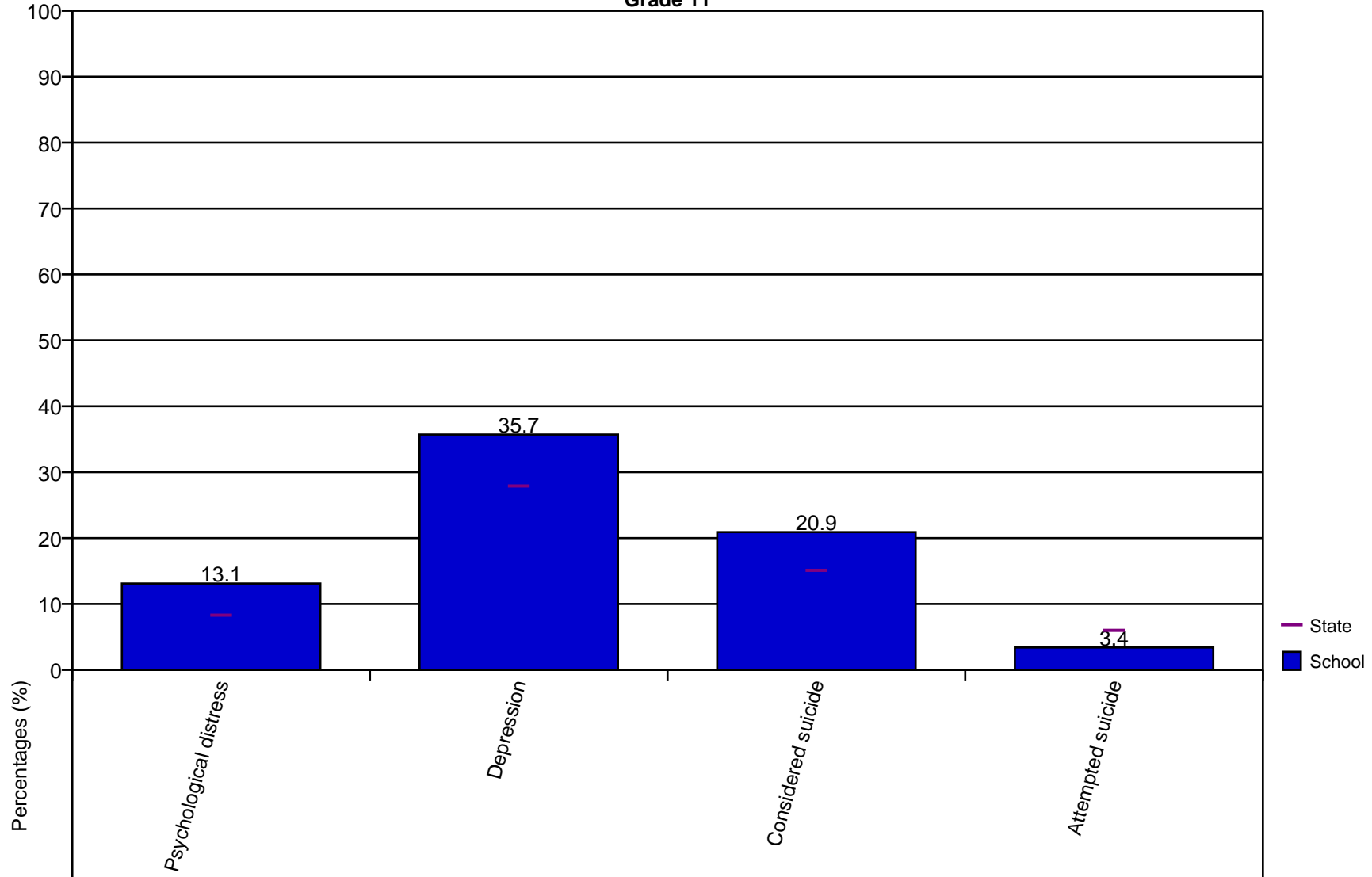


Figure 7: Psychological Distress, Depression and Suicide

5 PROBLEM GAMBLING

Students today are increasingly being exposed to gambling opportunities - on the Internet, in the community, at home and even at church - so it's no surprise that problems associated with gambling are being seen in youth. It's generally not perceived nor treated as risky, yet research shows that youth who gamble are much more likely to engage in other risky behaviors such as drinking, smoking and using drugs and some of them will go on to develop serious gambling problems.

The adolescent brain is developmentally inclined towards risk, minimal consideration of consequences, preference for stimulation and novelty, all of which gambling offers in abundance.

The *Oregon Student Wellness Survey* asks a series of questions that address and measure various gambling activities. Students were asked questions regarding the types of gambling they participated in, their feelings about being involved in gambling and the degree to which parents and teachers have communicated to the students the risks involved in engaging in this particular activity.

Gambling can be addictive, yet most youth and parents treat it as harmless entertainment. The following tables and charts contain data on gambling questions. These percentages are provided by grade level and statewide data are included for comparison purposes. For more information on youth gambling in Oregon, including more data and educational resources, go to www.problemgamblingprevention.org

5.1 Types of Gambling in the Past 30 Days

Gambling involves betting anything of value (money, a watch, soda, etc.) on a game or event. The following table shows the percentage of students that participated in these types of gambling in the last 30 days.

Table 21: Types of Gambling in the Past 30 Days

| | Grade 11 | |
|---|----------|-------|
| | School | State |
| I did not gamble during the last 30 days. | 66.3 | 65.7 |
| Playing lottery ticket/Powerball/Megabucks | 5.6 | 5.9 |
| Playing dice or coin flips. | 7.9 | 6.5 |
| Playing cards (poker, etc.). | 13.5 | 11.5 |
| Betting on a sports team. | 4.5 | 14.2 |
| Betting on games of personal skill (bowling, video games, dares, etc.). | 14.6 | 15.1 |
| Gambling on the Internet for free or with money. | 4.5 | 3.9 |
| Playing Bingo for money. | 3.4 | 2.1 |
| Other. | 11.2 | 10.0 |

Percentages exclude missing answers.

5.2 Risk of Problem Gambling

Most youth don't have large sums of money to spend on gambling, so this measure must be looked at within that context. The fact that youth are spending any money on a potentially addictive behavior is of concern, and some youth spend significant amounts on it. Even those who spend a small amount of money are still "spending" time and attention on gambling at the expense of other activities and responsibilities. By the time they get into college, where problem gambling rates are among the highest and the average college student gets 25 credit card solicitations a year, some youth have developed seemingly innocent gambling habits that will cost them dearly.

The following table shows the percentage of 11th grade students that reported the following signs of problem gambling in the last 12 months. The last two questions (lied about/bet more) are based on a valid and reliable problem gambling screening instrument which has been used for many years; saying yes to either of these is highly correlated to a potential gambling problem and indicates a need for further assessment by a trained counselor.

Table 22: Signs of Problem Gambling

| | Grade 11 | |
|---|----------|-------|
| | School | State |
| Felt bad about the amount you bet, or about what happens when you bet money | 1.2 | 2.4 |
| Felt that you would like to stop betting money but didn't think you could | 5.7 | 1.3 |
| Lied to anyone about betting/gambling | 7.0 | 3.9 |
| Bet/gambled more than you wanted to | 3.5 | 5.1 |

5.3 Communication about the Risks of Gambling

Table 23: Communication About the Risks of Gambling

| | Grade 11 | |
|---|----------|-------|
| | School | State |
| Parents have talked to you about the risks of betting/gambling | 36.0 | 35.6 |
| Teachers have talked to you about the risks of betting/gambling | 17.4 | 18.7 |

Gambling - Grade 11
Brookings - Harbor High - Brookings-Harbor SD 17C

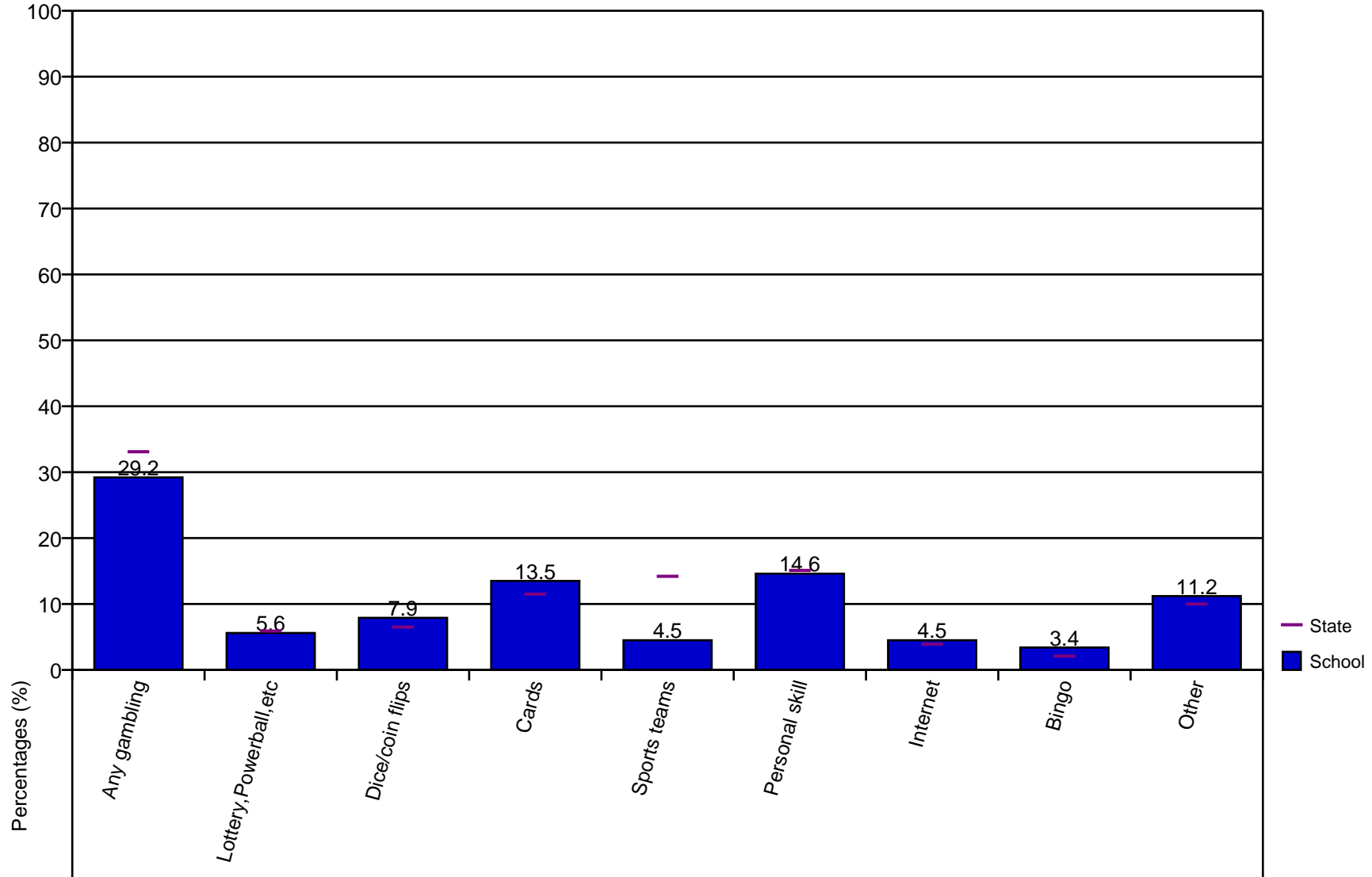


Figure 8: Gambling - Grade 11

Signs of Problem Gambling
Brookings - Harbor High - Brookings-Harbor SD 17C

Grade 11

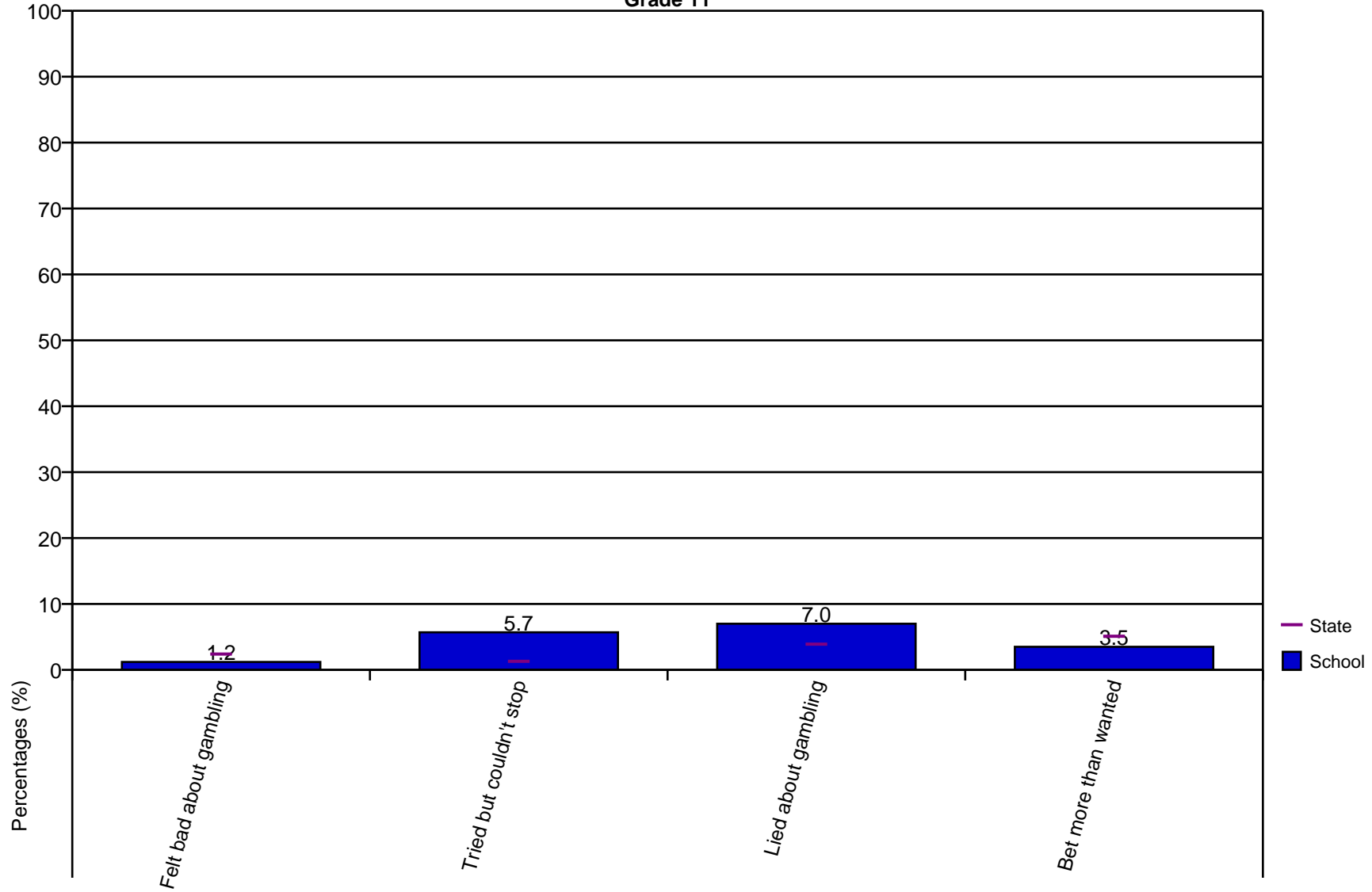


Figure 9: Signs of Problem Gambling

6 SUBSTANCE USE

During the elementary school years, most children express anti-drug, anti-crime and pro-social attitudes and have difficulty imagining why people use drugs. However, in middle school, as more youth are exposed to others who use cigarettes, alcohol or other drugs, their attitudes often shift toward greater acceptance of these behaviors. Typically, by 11th grade, most students have tried alcohol, and many have tried marijuana, cigarettes or other tobacco products.

6.1 Abstinence from Substance Use

The following table shows the percent of students that have never used these substances.

Table 24: Abstinence from Substance Use

| | Grade 11 | |
|---|----------|-------|
| | School | State |
| Never smoked a whole cigarette | 64.3 | 76.2 |
| Never used other tobacco products | 65.1 | 77.9 |
| Never had more than a sip or two of alcohol | 26.2 | 29.9 |
| Never tried marijuana | 50.0 | 58.1 |

Percentages exclude missing answers.

6.2 Substance Use in the Past 30 Days

The table below provides the percentage of students that used one or more times in the past 30 days.

Table 25: Substance Use in the Past 30 Days

| | Grade 11 | |
|--|----------|-------|
| | School | State |
| Smoked cigarettes | 12.8 | 11.9 |
| Used other tobacco products | 15.1 | 9.7 |
| Used a hookah for tobacco | 10.6 | 10.4 |
| Had at least one drink of alcohol | 40.7 | 35.9 |
| Had 5 or more drinks of alcohol in a row, that is, within a couple of hours | 25.6 | 21.4 |
| Used marijuana | 24.7 | 21.8 |
| Sniffed glue, breathed the contents of aerosol spray cans, or any paints or sprays to get high | 1.2 | 1.8 |
| Used prescription drugs (without a doctor's orders) | 10.7 | 8.4 |
| Any illicit drug use including marijuana, cocaine, ecstasy, heroin, hallucinogens or methamphetamines) | 25.8 | 22.2 |
| Any illicit drug use including cocaine, ecstasy, heroin, hallucinogens or methamphetamines) | 1.1 | 3.3 |

Percentages exclude missing answers.

Alcohol, Tobacco and Other Drug Use - Grade 11
 Brookings - Harbor High - Brookings-Harbor SD 17C

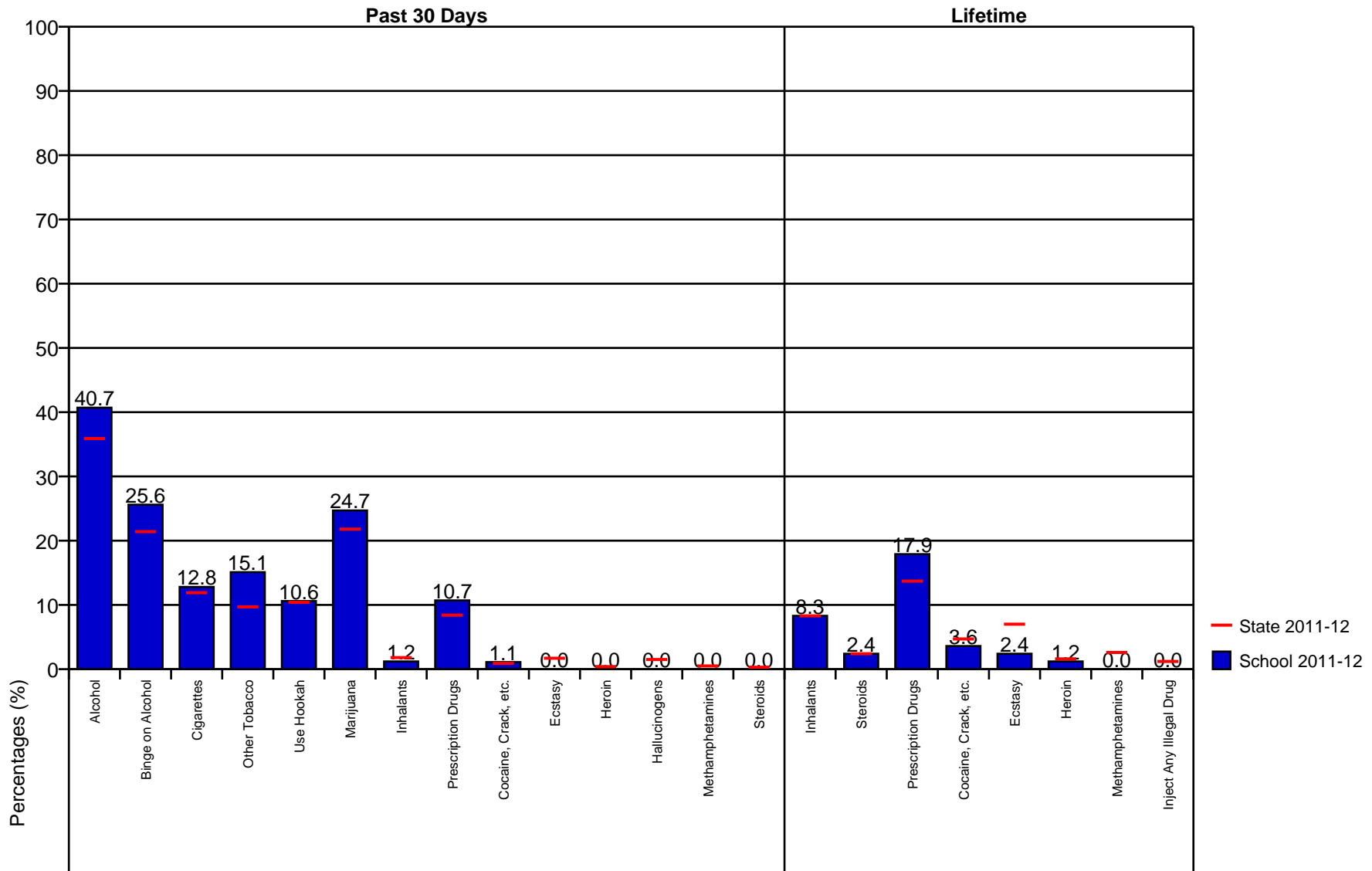


Figure 10: Alcohol, Tobacco and Other Drug Use - Grade 11

6.3 Norms About Alcohol Use

“Everybody’s doing it!” is a refrain commonly heard by parents and believed by far too many youth in Oregon. The Student Wellness Survey provides information about alcohol norms. A series of questions allow the comparison of actual alcohol-related behaviors to what youth think most students are doing.

Correcting misperceptions is essential to establishing new, healthy norms about underage drinking.

The table below provides the percentage of students that responded one or more times in the past 30 days.

Table 26: Alcohol Use in the Past 30 Days

| | Grade 11 | |
|---|----------|-------|
| | School | State |
| Had at least one drink of alcohol | 40.7 | 35.9 |
| Think most students had at least one drink of alcohol | 91.9 | 87.6 |
| Had 5 or more drinks of alcohol in a row, that is, within a couple of hours | 25.6 | 21.4 |
| Think most students had 5 or more drinks of alcohol in a row | 82.6 | 76.4 |
| Rode in a vehicle driven by a parent or other adult who had been drinking | 20.9 | 15.5 |
| Think most students rode in a vehicle driven by a parent or other adult who had been drinking | 55.8 | 52.3 |

Percentages exclude missing answers.

The table below provides the percentage of students that responded “wrong” or “very wrong”

Table 27: Attitudes about Drinking

| | Grade 11 | |
|--|----------|-------|
| | School | State |
| How wrong do you think it is for someone your age to have one or two drinks of an alcohol beverage nearly every day? | 63.1 | 70.7 |
| How wrong do you believe most students in your school think it is for someone their age to have one or two drinks of an alcoholic beverage nearly every day? | 43.4 | 47.4 |

Percentages exclude missing answers.

6.4 Factors Associated with Initiation of Substance Use

This section reports on a variety of factors associated with initiation of substance use. Easy availability, attitudes about use, perceptions about the risk of harm from use and communication about substance use all influence whether young people choose to use tobacco, alcohol or other drugs.

6.5 Availability

Adolescents that report easy availability of cigarettes, alcohol, marijuana, and other illegal drugs are more likely to use these substances. Research has shown that legal restrictions on alcohol and tobacco use, such as raising the legal drinking age, restricting smoking in public, and increased taxation have been followed by decreases in consumption.

The table below shows the percentage of students that said it would be "easy" or "very easy" for the student to...

Table 28: Availability

| | Grade 11 | |
|--|----------|-------|
| | School | State |
| Get some cigarettes? | 74.7 | 63.6 |
| Get some beer, wine, or hard liquor (for example, vodka, whiskey, or gin)? | 72.3 | 71.1 |
| Get some marijuana? | 80.7 | 69.3 |
| Get a drug like cocaine, lsd, or amphetamines? | 14.5 | 24.3 |

Percentages exclude missing answers.

6.6 Parental Attitude toward Substance Use

In families where parents are heavy users of alcohol, use illegal drugs or are tolerant of children's use, adolescents are more likely to engage in substance use. The risk is further increased if parents involve children in their own using behavior such as asking the child to light the parent's cigarette or get the parent a beer from the refrigerator.

The *Oregon Student Wellness Survey* asks students about how their parents would feel if the student used alcohol, cigarettes or marijuana. The table below reports the percentage of students that said their parents feel it would be "wrong" or "very wrong" for youth to...

Table 29: Parental Attitude toward Substance Use

| | Grade 11 | |
|---|----------|-------|
| | School | State |
| Wrong to smoke cigarettes | 91.5 | 93.5 |
| Wrong to drink beer, wine or liquor regularly | 73.8 | 79.9 |
| Wrong to smoke marijuana | 79.8 | 85.1 |

Percentages exclude missing answers.

6.7 Student Attitude toward Substance Use

Youth who disapprove of substance use are less likely to engage in a variety of problem behaviors.

The following table shows the percentage of students that think it is "wrong" or "very wrong" for someone their age to...

Table 30: Student Attitude toward Substance Use

| | Grade 11 | |
|---|----------|-------|
| | School | State |
| Wrong to smoke one or more packs of cigarettes a day | 81.0 | 89.0 |
| Wrong to have one or two drinks of an alcoholic beverage nearly every day | 63.1 | 70.7 |
| Wrong to try marijuana or hashish once or twice | 41.7 | 43.6 |
| Wrong to use marijuana or hashish once a month or more | 45.8 | 52.8 |

Percentages exclude missing answers.

6.8 Perceived Risk of Harm

Students who perceive cigarette, alcohol or marijuana use are risky are less likely to engage in use.

The following table reports the percentage of students that think there is "moderate risk" or "great risk" of harming themselves (physically or in other ways).

Table 31: Perceived Risk of Harm

| | Grade 11 | |
|---|----------|-------|
| | School | State |
| Smoking one or more packs of cigarettes per day is risky | 79.8 | 87.1 |
| Taking one or two drinks of an alcoholic beverage nearly every day is risky | 40.5 | 54.6 |
| Having five or more drinks of an alcoholic beverage once or twice a week is risky | 66.7 | 76.0 |
| Trying marijuana once or twice is risky | 26.2 | 25.6 |
| Smoking marijuana once or twice a week is risky | 38.1 | 51.7 |

Percentages exclude missing answers.

6.9 Communication about Substance Use

The table below shows the percentage of students that recall communication about substance use during the past 12 months.

Table 32: Communication about Substance Use

| | Grade 11 | |
|---|----------|-------|
| | School | State |
| Talked with at least one of your parents about the dangers of tobacco, alcohol, or drug use | 70.2 | 70.0 |
| Had a special class about drugs or alcohol in school | 40.5 | 47.8 |
| Recall hearing, reading, or watching an advertisement about prevention of substance abuse | 79.8 | 78.4 |

Percentages exclude missing answers.

7 DRUG FREE COMMUNITIES CORE MEASURES

The Drug-Free Communities (DFC) Support Program, administered by the Center for Substance Abuse Prevention, requests specific data which are typically referred to as the Core Measures. Beginning in 2013 there will be a new set of Core Measures. The 2014 Student Wellness Survey will meet the new Core Measure requirements. This report reflects the 2012 Core Measure requirements. At this time, grantees are required to report on three drug categories: tobacco, alcohol and marijuana. A number of Oregon DFCs focus on other substances, so this report also includes 30-day use data for binge drinking, prescription drugs, methamphetamines, and any illicit drugs other than marijuana.

Data in the tables that follow are provided by grade level. For each drug, and at each grade level, the percentage of students who responded positively to the question and the number of students who responded to the question are reported. For Average Age of Onset, the average age of first use in years and the number of students using is reported. The possible responses to this question range from 10 or under to 17 or older. The table shows the average age of onset of use by those students who answered the question with a response other than "never used."

7.1 30 Day Use

Table 33: 30 Day Use

| | Grade 11 | |
|---|-----------------|------|
| | N | Pct |
| Had at least one drink of alcohol | 86 | 40.7 |
| Had 5 or more drinks of alcohol in a row, that is, within a couple of hours | 86 | 25.6 |
| Smoked cigarettes | 86 | 12.8 |
| Used marijuana | 89 | 24.7 |
| Used prescription drugs (without a doctor's orders) | 84 | 10.7 |
| Used methamphetamines (also called speed, crystal, crank or ice) | 89 | 0.0 |

7.2 Perception of Moderate or Great Risk

Table 34: Perception of Moderate or Great Risk

| | Grade 11 | |
|--|----------|------|
| | N | Pct |
| If they take one or two drinks of an alcoholic beverage (beer, wine, liquor) nearly every day? | 84 | 40.5 |
| If they smoke one or more packs of cigarettes per day? | 84 | 79.8 |
| If they smoke marijuana once or twice a week? | 84 | 38.1 |

Percentages exclude missing answers.

7.3 Parents Feel It Would Be Wrong or Very Wrong

Table 35: Parents Feel It Would Be Wrong or Very Wrong

| | Grade 11 | |
|---|----------|------|
| | N | Pct |
| Drink beer, wine, or liquor (for example, vodka, whiskey, or gin) regularly (at least once or twice a month)? | 84 | 73.8 |
| Smoke cigarettes? | 82 | 91.5 |
| Smoke marijuana? | 84 | 79.8 |

Percentages exclude missing answers.

7.4 Average Age (in years) of Onset

Table 36: Average Age (in years) of Onset

| | Grade 11 | |
|---------------------------------------|----------|------|
| | N | Age |
| Smoked a whole cigarette | 84 | 14.3 |
| Had more than a sip or two of alcohol | 84 | 13.8 |
| Tried marijuana | 84 | 13.8 |

Percentages exclude missing answers.

8 HEIGHT, WEIGHT & BODY MASS INDEX (BMI)

The 11th grade version of the *Oregon Student Wellness Survey* contains questions about height and weight. Information from these questions are broken down by sex rather than by grade. From these questions it is possible to calculate a Body Mass Index (BMI) and to classify students on a percentile rankings, based on previous CDC analysis, as being either underweight (less than 5th percentile), healthy weight (5th percentile to less than 85th percentile), overweight (85th to less than 95th percentile) or obese (greater than or equal to 95th percentile). This information is detailed in the following tables.

Table 37: Average Weight

| | Female | | Male | |
|---------|--------|--------|------|--------|
| | N | Pounds | N | Pounds |
| Average | 39 | 132.1 | 38 | 167.5 |

Percentages exclude missing answers.

Table 38: Average Height

| | Female | | Male | |
|---------|--------|--------|------|--------|
| | N | Inches | N | Inches |
| Average | 40 | 64.7 | 42 | 69.3 |

Percentages exclude missing answers.

Table 39: BMI Categories

| | Female | | Male | |
|----------------|--------|------|------|------|
| | N | Pct | N | Pct |
| Underweight | 4 | 10.5 | | |
| Healthy Weight | 27 | 71.1 | 24 | 63.2 |
| Overweight | 4 | 10.5 | 7 | 18.4 |
| Obese | 3 | 7.9 | 7 | 18.4 |

Percentages exclude missing answers.

Table 40: How do you describe your weight?

| | Female | | Male | |
|------------------------|--------|------|------|------|
| | N | Pct | N | Pct |
| Very underweight | 3 | 7.3 | 1 | 2.3 |
| Slightly underweight | 5 | 12.2 | 7 | 15.9 |
| About the right weight | 22 | 53.7 | 26 | 59.1 |
| Slightly overweight | 10 | 24.4 | 6 | 13.6 |
| Very overweight | 1 | 2.4 | 4 | 9.1 |

Percentages exclude missing answers.

Table 41: What Are You Trying To Do About Your Weight?

| | Female | | Male | |
|--|--------|------|------|------|
| | N | Pct | N | Pct |
| Lose weight | 24 | 57.1 | 13 | 29.5 |
| Gain weight | 1 | 2.4 | 12 | 27.3 |
| Stay the same weight | 10 | 23.8 | 8 | 18.2 |
| I am not trying to do anything about my weight | 7 | 16.7 | 11 | 25.0 |

Percentages exclude missing answers.

Table 42: During the past 30 days, did you go without eating for 24 hours or more to lose weight or to keep from gaining weight?

| | Female | | Male | |
|-----|--------|------|------|------|
| | N | Pct | N | Pct |
| Yes | 13 | 31.0 | 2 | 4.7 |
| No | 29 | 69.0 | 41 | 95.3 |

Percentages exclude missing answers.

Table 43: During the past 30 days, did you take diet pills, powders, or liquids to lose weight or to keep from gaining weight?

| | Female | | Male | |
|-----|--------|------|------|------|
| | N | Pct | N | Pct |
| Yes | 5 | 11.9 | 2 | 4.7 |
| No | 37 | 88.1 | 41 | 95.3 |

Percentages exclude missing answers.

Table 44: During the past 30 days, did you vomit or take laxatives to lose weight or to keep from gaining weight?

| | Female | | Male | |
|-----|--------|------|------|------|
| | N | Pct | N | Pct |
| Yes | 3 | 7.1 | 2 | 4.7 |
| No | 39 | 92.9 | 41 | 95.3 |

Percentages exclude missing answers.

A FREQUENCY DISTRIBUTION TABLES

This section contains frequency distribution tables for all of the questions found on the 2012 *Oregon Student Wellness Survey*. Two versions of the survey were used, one for 6th and 8th grades and another for the 11th grade. The 6th and 8th grade survey consisted of a subset of the questions found on the 11th grade version. In order to provide results that spanned all grade levels in a single report, the data for questions that did not appear on the 6th and 8th grade version were coded as missing.

A.1 Frequency Distribution Tables

A.1.1 Demographics

Table 45: How old are you?

| | Grade 11 | |
|-----------------------|----------|--------|
| | School | State |
| 10 or younger | | |
| 11 years old | | |
| 12 years old | | |
| 13 years old | | |
| 14 years old | | 0.0 |
| 15 years old | | 0.3 |
| 16 years old | 30.3 | 43.9 |
| 17 years old | 64.0 | 53.7 |
| 18 years old | 5.6 | 2.1 |
| 19 years old or older | | |
| N of Valid | 89 | 15,330 |
| N of Miss | 0 | 28 |

Table 46: What is your sex?

| | Grade 11 | |
|------------|----------|--------|
| | School | State |
| Female | 49.4 | 48.8 |
| Male | 50.6 | 51.2 |
| N of Valid | 89 | 15,280 |
| N of Miss | 0 | 78 |

Table 47: Which of the following best describes you?

| | Grade 11 | |
|----------------------------------|----------|--------|
| | School | State |
| Heterosexual (straight) | 93.3 | 91.9 |
| Gay or lesbian | 1.1 | 1.3 |
| Bisexual | 2.2 | 4.6 |
| I wonder/think I'm transgendered | 1.1 | 0.6 |
| Not sure | 2.2 | 1.7 |
| N of Valid | 89 | 15,228 |
| N of Miss | 0 | 130 |

**This was not asked in grades 6 and 8.*

Table 48: In what grade are you?

| | Grade 11 | |
|------------|----------|--------|
| | School | State |
| 6th | | |
| 7th | | |
| 8th | | |
| 9th | | |
| 10th | | |
| 11th | 100.0 | 100.0 |
| 12th | | |
| N of Valid | 89 | 15,358 |
| N of Miss | 0 | 0 |

Table 49: What is your race?

| | Grade 11 | |
|----------------------------------|----------|--------|
| | School | State |
| American Indian or Alaska Native | 1.2 | 2.5 |
| Asian | | 5.1 |
| Black or African American | 1.2 | 2.8 |
| Native or Other Pacific Islander | | 2.6 |
| White | 92.9 | 78.2 |
| Multiracial | 4.7 | 8.7 |
| N of Valid | 85 | 14,012 |
| N of Miss | 4 | 1,346 |

Table 50: Are you Hispanic or Latino/Latina?

| | Grade 11 | |
|------------|----------|--------|
| | School | State |
| Yes | 11.5 | 18.6 |
| No | 88.5 | 81.4 |
| N of Valid | 87 | 15,091 |
| N of Miss | 2 | 267 |

Table 51: What is the language you use most often at home?

| | Grade 11 | |
|-------------------|----------|--------|
| | School | State |
| English | 92.0 | 87.9 |
| Russian | 1.1 | 0.9 |
| Spanish | 4.5 | 7.6 |
| Vietnamese | | 0.5 |
| A tribal language | 1.1 | 0.4 |
| Another language | 1.1 | 2.6 |
| N of Valid | 88 | 15,161 |
| N of Miss | 1 | 196 |

A.1.2 Transitions and Mobility

Table 52: Have you changed schools (including changing from elementary to middle and middle to high school) in the past year?

| | Grade 11 | |
|------------|----------|--------|
| | School | State |
| Yes | 21.3 | 17.7 |
| No | 78.7 | 82.3 |
| N of Valid | 89 | 15,279 |
| N of Miss | 0 | 80 |

Table 53: How many times have you changed homes since kindergarten?

| | Grade 11 | |
|-----------------|----------|--------|
| | School | State |
| Never | 14.9 | 25.8 |
| 1 or 2 times | 31.0 | 33.0 |
| 3 or 4 times | 29.9 | 20.4 |
| 5 or 6 times | 9.2 | 10.5 |
| 7 or more times | 14.9 | 10.3 |
| N of Valid | 87 | 15,276 |
| N of Miss | 2 | 83 |

A.2 School Climate

A.2.1 Academic Performance

Table 54: Putting them all together, what were your grades like last year?

| | Grade 11 | |
|------------|----------|--------|
| | School | State |
| Mostly A's | 25.0 | 34.7 |
| Mostly B's | 37.5 | 36.3 |
| Mostly C's | 28.4 | 21.8 |
| Mostly D's | 6.8 | 5.3 |
| Mostly F's | 2.3 | 2.0 |
| N of Valid | 88 | 15,115 |
| N of Miss | 1 | 243 |

A.2.2 School Commitment

Table 55: During the LAST FOUR WEEKS how many whole days of school have you missed because you skipped or "cut"?

| | Grade 11 | |
|-----------------|----------|--------|
| | School | State |
| None | 62.5 | 69.9 |
| 1 day | 5.7 | 11.0 |
| 2 days | 6.8 | 6.3 |
| 3 days | 10.2 | 4.9 |
| 4 to 5 days | 9.1 | 4.6 |
| 6 to 10 days | 4.5 | 1.9 |
| 11 or more days | 1.1 | 1.5 |
| N of Valid | 88 | 15,292 |
| N of Miss | 1 | 66 |

Table 56: How do you like school?

| | Grade 11 | |
|-----------------------------------|----------|--------|
| | School | State |
| I like school very much | 5.9 | 8.2 |
| I like school | 28.2 | 37.5 |
| I neither like nor dislike school | 32.9 | 34.9 |
| I dislike school | 21.2 | 12.7 |
| I dislike school very much | 11.8 | 6.7 |
| N of Valid | 85 | 15,281 |
| N of Miss | 4 | 77 |

Table 57: How important do you think the things you are learning in school are going to be for your later life?

| | Grade 11 | |
|----------------------|----------|--------|
| | School | State |
| Very important | 25.3 | 19.6 |
| Quite important | 23.0 | 30.5 |
| Fairly important | 29.9 | 30.9 |
| Slightly important | 12.6 | 15.8 |
| Not at all important | 9.2 | 3.2 |
| N of Valid | 87 | 15,294 |
| N of Miss | 2 | 65 |

Table 58: How often do you feel that the schoolwork you are assigned is meaningful and important?

| | Grade 11 | |
|---------------|----------|--------|
| | School | State |
| Almost always | 4.7 | 5.3 |
| Often | 24.4 | 23.2 |
| Sometimes | 44.2 | 44.9 |
| Seldom | 22.1 | 22.0 |
| Never | 4.7 | 4.5 |
| N of Valid | 86 | 15,192 |
| N of Miss | 3 | 165 |

Table 59: I have lots of chances to be part of class discussions or activities.

| | Grade 11 | |
|-------------------|----------|--------|
| | School | State |
| Strongly agree | 25.6 | 37.8 |
| Somewhat agree | 51.2 | 51.5 |
| Somewhat disagree | 19.8 | 8.7 |
| Strongly disagree | 3.5 | 2.0 |
| N of Valid | 86 | 15,253 |
| N of Miss | 3 | 105 |

Table 60: Thinking back over the past school year, how often did you try to do your best work in school?

| | Grade 11 | |
|---------------|----------|--------|
| | School | State |
| Almost always | 27.1 | 26.9 |
| Often | 37.6 | 39.1 |
| Sometimes | 27.1 | 24.9 |
| Seldom | 5.9 | 7.5 |
| Never | 2.4 | 1.5 |
| N of Valid | 85 | 15,201 |
| N of Miss | 4 | 158 |

Table 61: There are lots of chances for students in my school to get involved in sports, clubs, and other school activities outside of class.

| | Grade 11 | |
|-------------------|----------|--------|
| | School | State |
| Strongly agree | 51.2 | 62.1 |
| Somewhat agree | 38.4 | 28.1 |
| Somewhat disagree | 8.1 | 7.1 |
| Strongly disagree | 2.3 | 2.7 |
| N of Valid | 86 | 15,195 |
| N of Miss | 3 | 164 |

Table 62: I respect most of my teachers.

| | Grade 11 | |
|-------------------|----------|--------|
| | School | State |
| Strongly agree | 38.8 | 52.2 |
| Somewhat agree | 44.7 | 38.0 |
| Somewhat disagree | 14.1 | 8.0 |
| Strongly disagree | 2.4 | 1.8 |
| N of Valid | 85 | 14,999 |
| N of Miss | 4 | 359 |

Table 63: My teachers notice when I am doing a good job and let me know about it.

| | Grade 11 | |
|-------------------|----------|--------|
| | School | State |
| Strongly agree | 16.7 | 20.5 |
| Somewhat agree | 45.2 | 46.8 |
| Somewhat disagree | 27.4 | 25.1 |
| Strongly disagree | 10.7 | 7.6 |
| N of Valid | 84 | 15,185 |
| N of Miss | 5 | 174 |

Table 64: I can talk to my teachers openly and freely about my concerns.

| | Grade 11 | |
|-------------------|----------|--------|
| | School | State |
| Strongly agree | 18.8 | 20.7 |
| Somewhat agree | 28.2 | 40.1 |
| Somewhat disagree | 34.1 | 27.2 |
| Strongly disagree | 18.8 | 11.9 |
| N of Valid | 85 | 15,168 |
| N of Miss | 4 | 190 |

Table 65: In my school, teachers treat students with respect.

| | Grade 11 | |
|-------------------|----------|--------|
| | School | State |
| Strongly agree | 23.8 | 30.6 |
| Somewhat agree | 47.6 | 48.7 |
| Somewhat disagree | 25.0 | 16.7 |
| Strongly disagree | 3.6 | 4.0 |
| N of Valid | 84 | 15,081 |
| N of Miss | 5 | 277 |

Table 66: Most students at my school help each other when they are hurt or upset.

| | Grade 11 | |
|-------------------|----------|--------|
| | School | State |
| Strongly agree | 9.4 | 16.0 |
| Somewhat agree | 38.8 | 46.8 |
| Somewhat disagree | 36.5 | 27.4 |
| Strongly disagree | 15.3 | 9.7 |
| N of Valid | 85 | 15,119 |
| N of Miss | 4 | 239 |

Table 67: In my school, students that work hard to get good grades are picked on by other students.

| | Grade 11 | |
|-------------------|----------|--------|
| | School | State |
| Strongly agree | 5.7 | 4.5 |
| Somewhat agree | 24.1 | 16.8 |
| Somewhat disagree | 36.8 | 38.3 |
| Strongly disagree | 33.3 | 40.3 |
| N of Valid | 87 | 15,161 |
| N of Miss | 2 | 198 |

A.2.3 Safe School Environment

Table 68: During the past 30 days, on how many days did you not go to school because you felt you would be unsafe at school or on your way to or from school?

| | Grade 11 | |
|----------------|----------|--------|
| | School | State |
| 0 days | 94.0 | 95.9 |
| 1 day | 1.2 | 1.9 |
| 2 or 3 days | 4.8 | 1.3 |
| 4 or 5 days | | 0.2 |
| 6 or more days | | 0.7 |
| N of Valid | 84 | 15,110 |
| N of Miss | 5 | 248 |

Table 69: During the past 30 days, on how many days did you carry a gun as a weapon on school property?

| | Grade 11 | |
|----------------|----------|--------|
| | School | State |
| 0 days | 95.3 | 98.5 |
| 1 day | 1.2 | 0.3 |
| 2 or 3 days | 1.2 | 0.3 |
| 4 or 5 days | | 0.1 |
| 6 or more days | 2.4 | 0.7 |
| N of Valid | 85 | 15,063 |
| N of Miss | 4 | 296 |

Table 70: During the past 30 days, on how many days did you carry a weapon (other than a gun) such as a knife or club on school property?

| | Grade 11 | |
|----------------|----------|--------|
| | School | State |
| 0 days | 94.0 | 92.7 |
| 1 day | | 1.9 |
| 2 or 3 days | 3.6 | 1.2 |
| 4 or 5 days | | 0.5 |
| 6 or more days | 2.4 | 3.7 |
| N of Valid | 84 | 15,081 |
| N of Miss | 5 | 277 |

Table 71: During the past 12 months, how many times were you in a physical fight?

| | Grade 11 | |
|------------------|----------|--------|
| | School | State |
| 0 times | 83.7 | 81.7 |
| 1 time | 10.5 | 9.3 |
| 2 or 3 times | 4.7 | 5.6 |
| 4 or 5 times | | 1.5 |
| 6 or 7 times | | 0.6 |
| 8 or 9 times | | 0.2 |
| 10 or 11 times | | 0.2 |
| 12 or more times | 1.2 | 0.9 |
| N of Valid | 86 | 15,131 |
| N of Miss | 3 | 227 |

Table 72: During the past 12 months, how many times were you in a physical fight on school property?

| | Grade 11 | |
|------------------|----------|--------|
| | School | State |
| 0 times | 88.2 | 93.4 |
| 1 time | 9.4 | 4.5 |
| 2 or 3 times | 2.4 | 1.3 |
| 4 or 5 times | | 0.4 |
| 6 or 7 times | | 0.1 |
| 8 or 9 times | | 0.1 |
| 10 or 11 times | | 0.0 |
| 12 or more times | | 0.2 |
| N of Valid | 85 | 15,093 |
| N of Miss | 4 | 264 |

Table 73: During the past 12 months, how many times did you bully someone (such as hitting, kicking, pushing, saying mean things, spreading rumors, or making sexual comments that bothered them)?

| | Grade 11 | |
|------------------|----------|--------|
| | School | State |
| 0 times | 78.8 | 80.1 |
| 1 time | 3.5 | 7.3 |
| 2 or 3 times | 11.8 | 5.7 |
| 4 or 5 times | | 2.1 |
| 6 or 7 times | | 0.7 |
| 8 or 9 times | 1.2 | 0.4 |
| 10 or 11 times | | 0.2 |
| 12 or more times | 4.7 | 3.4 |
| N of Valid | 85 | 15,108 |
| N of Miss | 4 | 252 |

Table 74: During the past 12 months, how many times have you been suspended from school?

| | Grade 11 | |
|------------------|----------|--------|
| | School | State |
| 0 times | 76.5 | 88.0 |
| 1 time | 14.1 | 7.2 |
| 2 or 3 times | 4.7 | 2.9 |
| 4 or 5 times | | 1.0 |
| 6 or 7 times | 1.2 | 0.3 |
| 8 or 9 times | | 0.2 |
| 10 or 11 times | 1.2 | 0.1 |
| 12 or more times | 2.4 | 0.4 |
| N of Valid | 85 | 15,078 |
| N of Miss | 4 | 282 |

Table 75: During the past 12 months, how many times has someone threatened you with a weapon such as a gun, knife, or club on school property?

| | Grade 11 | |
|------------------|----------|--------|
| | School | State |
| 0 times | 88.4 | 93.3 |
| 1 time | 5.8 | 3.7 |
| 2 or 3 times | 1.2 | 1.6 |
| 4 or 5 times | 3.5 | 0.5 |
| 6 or 7 times | | 0.4 |
| 8 or 9 times | | 0.1 |
| 10 or 11 times | | 0.1 |
| 12 or more times | 1.2 | 0.3 |
| N of Valid | 86 | 15,129 |
| N of Miss | 3 | 229 |

Table 76: During the past 12 months, how many times have you been drunk or high at school?

| | Grade 11 | |
|------------------|----------|--------|
| | School | State |
| 0 times | 72.1 | 81.0 |
| 1 time | 5.8 | 4.7 |
| 2 or 3 times | 7.0 | 4.0 |
| 4 or 5 times | 4.7 | 1.7 |
| 6 or 7 times | 1.2 | 1.2 |
| 8 or 9 times | 2.3 | 0.5 |
| 10 or 11 times | 2.3 | 0.5 |
| 12 or more times | 4.7 | 6.5 |
| N of Valid | 86 | 15,116 |
| N of Miss | 3 | 242 |

**This was not asked in grades 6 and 8.*

Table 77: During the past 12 months, has anyone offered, sold, or given you an illegal drug on school property?

| | Grade 11 | |
|------------|----------|--------|
| | School | State |
| Yes | 27.9 | 22.4 |
| No | 72.1 | 77.6 |
| N of Valid | 86 | 15,019 |
| N of Miss | 3 | 339 |

A.2.4 Harassment and Bullying

Table 78: Any harassment in the past 30 days

| | Grade 11 | |
|------------|----------|--------|
| | School | State |
| No | 47.7 | 60.4 |
| Yes | 52.3 | 39.6 |
| N of Valid | 86 | 15,136 |
| N of Miss | 3 | 222 |

Table 79: In the last 30 days, how many times have you been harassed at school, on a school bus or going to and from school because of your race or ethnic origin?

| | Grade 11 | |
|-----------------|----------|--------|
| | School | State |
| 0 times | 87.1 | 89.2 |
| 1 time | 5.9 | 4.3 |
| 2 or 3 times | 4.7 | 3.4 |
| 4 or 5 times | 1.2 | 0.8 |
| 6 or more times | 1.2 | 2.3 |
| N of Valid | 85 | 15,089 |
| N of Miss | 4 | 269 |

Table 80: In the last 30 days, how many times have you been harassed at school, on a school bus or going to and from school because someone said you were gay, lesbian, bisexual or transgender?

| | Grade 11 | |
|-----------------|----------|--------|
| | School | State |
| 0 times | 95.3 | 91.9 |
| 1 time | | 3.0 |
| 2 or 3 times | 1.2 | 2.5 |
| 4 or 5 times | | 0.6 |
| 6 or more times | 3.5 | 2.0 |
| N of Valid | 85 | 15,080 |
| N of Miss | 4 | 280 |

Table 81: In the last 30 days, how many times have you been harassed at school, on a school bus or going to and from school because of who your friends are?

| | Grade 11 | |
|-----------------|----------|--------|
| | School | State |
| 0 times | 76.2 | 83.9 |
| 1 time | 6.0 | 7.7 |
| 2 or 3 times | 9.5 | 5.2 |
| 4 or 5 times | 4.8 | 1.4 |
| 6 or more times | 3.6 | 1.8 |
| N of Valid | 84 | 14,888 |
| N of Miss | 5 | 470 |

Table 82: In the last 30 days, how many times have you been harassed at school, on a school bus or going to and from school because of how you look (weight, clothes, acne, or other physical characteristics)?

| | Grade 11 | |
|-----------------|----------|--------|
| | School | State |
| 0 times | 70.6 | 78.8 |
| 1 time | 5.9 | 9.0 |
| 2 or 3 times | 11.8 | 7.0 |
| 4 or 5 times | 4.7 | 1.8 |
| 6 or more times | 7.1 | 3.4 |
| N of Valid | 85 | 15,071 |
| N of Miss | 4 | 287 |

Table 83: In the last 30 days, how many times have you been harassed at school, on a school bus or going to and from school because you received unwanted sexual comments or attention?

| | Grade 11 | |
|-----------------|----------|--------|
| | School | State |
| 0 times | 83.5 | 88.6 |
| 1 time | 7.1 | 4.1 |
| 2 or 3 times | 3.5 | 3.7 |
| 4 or 5 times | | 1.3 |
| 6 or more times | 5.9 | 2.3 |
| N of Valid | 85 | 15,081 |
| N of Miss | 4 | 277 |

Table 84: In the last 30 days, how many times have you been harassed at school, on a school bus or going to and from school through e-mail, chat rooms, instant messaging, Web sites, texting or phone?

| | Grade 11 | |
|-----------------|----------|--------|
| | School | State |
| 0 times | 87.1 | 88.1 |
| 1 time | 2.4 | 4.5 |
| 2 or 3 times | 9.4 | 3.5 |
| 4 or 5 times | | 1.6 |
| 6 or more times | 1.2 | 2.3 |
| N of Valid | 85 | 15,084 |
| N of Miss | 4 | 274 |

Table 85: In the last 30 days, how many times have you been harassed at school, on a school bus or going to and from school for other reasons?

| | Grade 11 | |
|-----------------|----------|--------|
| | School | State |
| 0 times | 74.4 | 83.8 |
| 1 time | 4.7 | 6.3 |
| 2 or 3 times | 9.3 | 4.8 |
| 4 or 5 times | | 1.5 |
| 6 or more times | 11.6 | 3.7 |
| N of Valid | 86 | 15,039 |
| N of Miss | 3 | 317 |

Table 86: How often have you seen another student bully others by hitting, kicking, punching or otherwise hurting them in school or on the school bus?

| | Grade 11 | |
|-------------------------|----------|--------|
| | School | State |
| Never | 31.4 | 44.3 |
| Once or twice per year | 29.1 | 36.7 |
| Once or twice per month | 16.3 | 10.3 |
| Once or twice per week | 11.6 | 5.5 |
| Every day | 11.6 | 3.2 |
| N of Valid | 86 | 15,192 |
| N of Miss | 3 | 166 |

Table 87: How often have you heard another student bully others by saying mean things, teasing or calling other students names in your school or on the school bus?

| | Grade 11 | |
|-------------------------|----------|--------|
| | School | State |
| Never | 11.6 | 22.9 |
| Once or twice per year | 20.9 | 26.1 |
| Once or twice per month | 24.4 | 21.6 |
| Once or twice per week | 18.6 | 16.0 |
| Every day | 24.4 | 13.4 |
| N of Valid | 86 | 15,168 |
| N of Miss | 3 | 190 |

Table 88: How often have you heard another student spread mean rumors or leave other students out of activities to be mean in your school or on the school bus?

| | Grade 11 | |
|-------------------------|----------|--------|
| | School | State |
| Never | 15.1 | 23.4 |
| Once or twice per year | 14.0 | 24.2 |
| Once or twice per month | 23.3 | 21.2 |
| Once or twice per week | 18.6 | 17.0 |
| Every day | 29.1 | 14.2 |
| N of Valid | 86 | 15,158 |
| N of Miss | 3 | 199 |

A.3 Social, Emotional and Mental Health

A.3.1 Positive Youth Development

Table 89: Positive Youth Development

| | Grade 11 | |
|-----------------------------------|----------|--------|
| | School | State |
| Strong positive youth development | 54.2 | 65.6 |
| Weak positive youth development | 45.8 | 34.4 |
| N of Valid | 83 | 13,873 |
| N of Miss | 6 | 1,485 |

Table 90: Would you say that in general your emotional and mental health is...

| | Grade 11 | |
|------------|----------|--------|
| | School | State |
| Excellent | 26.4 | 26.8 |
| Very good | 24.1 | 34.2 |
| Good | 28.7 | 25.2 |
| Fair | 20.7 | 10.4 |
| Poor | | 3.4 |
| N of Valid | 87 | 15,139 |
| N of Miss | 2 | 219 |

Table 91: Would you say that in general your physical health is...

| | Grade 11 | |
|------------|----------|--------|
| | School | State |
| Excellent | 32.2 | 25.5 |
| Very good | 21.8 | 33.1 |
| Good | 28.7 | 29.8 |
| Fair | 13.8 | 9.6 |
| Poor | 3.4 | 2.0 |
| N of Valid | 87 | 15,114 |
| N of Miss | 2 | 244 |

Table 92: I can do most things if I try.

| | Grade 11 | |
|------------------|----------|--------|
| | School | State |
| Very much true | 56.0 | 53.7 |
| Pretty much true | 29.8 | 35.9 |
| A little true | 11.9 | 8.4 |
| Not at all true | 2.4 | 2.0 |
| N of Valid | 84 | 14,617 |
| N of Miss | 5 | 740 |

Table 93: I can work out my problems.

| | Grade 11 | |
|------------------|----------|--------|
| | School | State |
| Very much true | 47.6 | 50.3 |
| Pretty much true | 39.3 | 38.7 |
| A little true | 10.7 | 9.5 |
| Not at all true | 2.4 | 1.4 |
| N of Valid | 84 | 14,574 |
| N of Miss | 5 | 784 |

Table 94: I volunteer to help others in my community.

| | Grade 11 | |
|------------------|----------|--------|
| | School | State |
| Very much true | 29.8 | 31.1 |
| Pretty much true | 17.9 | 24.5 |
| A little true | 36.9 | 30.7 |
| Not at all true | 15.5 | 13.7 |
| N of Valid | 84 | 14,342 |
| N of Miss | 5 | 1,017 |

Table 95: There is at least one teacher or other adult in my school that really cares about me.

| | Grade 11 | |
|------------------|----------|--------|
| | School | State |
| Very much true | 46.4 | 44.4 |
| Pretty much true | 21.4 | 25.0 |
| A little true | 20.2 | 20.9 |
| Not at all true | 11.9 | 9.7 |
| N of Valid | 84 | 14,564 |
| N of Miss | 5 | 795 |

Table 96: On an average school night, how many hours of sleep do you get?

| | Grade 11 | |
|------------------|----------|--------|
| | School | State |
| 4 or less | 3.4 | 5.6 |
| 5 hours | 13.8 | 10.7 |
| 6 hours | 21.8 | 23.3 |
| 7 hours | 28.7 | 31.0 |
| 8 hours | 23.0 | 22.6 |
| 9 hours | 6.9 | 5.6 |
| 10 or more hours | 2.3 | 1.1 |
| N of Valid | 87 | 15,045 |
| N of Miss | 2 | 313 |

**This was not asked in grades 6 and 8.*

A.3.2 Mental Health Inventory

Table 97: Mental Health Inventory 5

| | Grade 11 | |
|--------------------------|----------|--------|
| | School | State |
| Below MHI-5 cutoff | 86.9 | 91.7 |
| At or above MHI-5 cutoff | 13.1 | 8.3 |
| N of Valid | 84 | 14,676 |
| N of Miss | 5 | 682 |

Table 98: During the past 30 days, how many times have you been a happy person?

| | Grade 11 | |
|------------------------|----------|--------|
| | School | State |
| All of the time | 11.6 | 14.6 |
| Most of the time | 38.4 | 41.6 |
| A good bit of the time | 16.3 | 21.1 |
| Some of the time | 23.3 | 14.1 |
| A little of the time | 8.1 | 7.0 |
| None of the time | 2.3 | 1.5 |
| N of Valid | 86 | 15,143 |
| N of Miss | 3 | 215 |

Table 99: During the past 30 days, how many times have you been a very nervous person?

| | Grade 11 | |
|------------------------|----------|--------|
| | School | State |
| All of the time | 8.3 | 4.0 |
| Most of the time | 14.3 | 9.0 |
| A good bit of the time | 15.5 | 13.6 |
| Some of the time | 26.2 | 20.2 |
| A little of the time | 15.5 | 36.3 |
| None of the time | 20.2 | 17.1 |
| N of Valid | 84 | 15,132 |
| N of Miss | 5 | 228 |

Table 100: During the past 30 days, how many times have you felt calm and peaceful?

| | Grade 11 | |
|------------------------|----------|--------|
| | School | State |
| All of the time | 14.0 | 12.1 |
| Most of the time | 19.8 | 27.3 |
| A good bit of the time | 17.4 | 20.9 |
| Some of the time | 22.1 | 19.3 |
| A little of the time | 18.6 | 15.0 |
| None of the time | 8.1 | 5.4 |
| N of Valid | 86 | 15,048 |
| N of Miss | 3 | 310 |

Table 101: During the past 30 days, how many times have you felt downhearted and blue?

| | Grade 11 | |
|------------------------|----------|--------|
| | School | State |
| All of the time | 7.0 | 2.8 |
| Most of the time | 10.5 | 7.5 |
| A good bit of the time | 10.5 | 11.5 |
| Some of the time | 23.3 | 19.6 |
| A little of the time | 30.2 | 34.5 |
| None of the time | 18.6 | 24.1 |
| N of Valid | 86 | 14,921 |
| N of Miss | 3 | 438 |

Table 102: During the past 30 days, how many times have you felt so down in the dumps that nothing could cheer you up?

| | Grade 11 | |
|------------------------|----------|--------|
| | School | State |
| All of the time | 7.0 | 2.4 |
| Most of the time | 4.7 | 4.7 |
| A good bit of the time | 4.7 | 6.1 |
| Some of the time | 11.6 | 8.9 |
| A little of the time | 24.4 | 22.8 |
| None of the time | 47.7 | 55.2 |
| N of Valid | 86 | 15,082 |
| N of Miss | 3 | 276 |

A.3.3 Depression and Suicidality

Table 103: During the past 12 months, did you ever feel so sad or hopeless almost every day for two weeks or more in a row that you stopped doing some usual activities?

| | Grade 11 | |
|------------|----------|--------|
| | School | State |
| Yes | 35.7 | 27.9 |
| No | 64.3 | 72.1 |
| N of Valid | 84 | 14,553 |
| N of Miss | 5 | 806 |

Table 104: During the past 12 months, did you ever seriously consider attempting suicide?

| | Grade 11 | |
|------------|----------|--------|
| | School | State |
| Yes | 20.9 | 15.1 |
| No | 79.1 | 84.9 |
| N of Valid | 86 | 14,864 |
| N of Miss | 3 | 494 |

Table 105: During the past 12 months, how many times did you actually attempt suicide?

| | Grade 11 | |
|-----------------|----------|--------|
| | School | State |
| 0 times | 96.6 | 94.0 |
| 1 time | 1.1 | 3.4 |
| 2 or 3 times | | 1.8 |
| 4 or 5 times | 1.1 | 0.4 |
| 6 or more times | 1.1 | 0.5 |
| N of Valid | 87 | 15,214 |
| N of Miss | 2 | 144 |

A.3.4 Problem Gambling

Table 106: Gambling involves betting anything of value (money, a watch, soda, etc.) on a game or event with an uncertain outcome. Please mark ALL the different types of betting that you have done, if any, during the last 30 days:

| | Grade 11 | |
|---|----------|--------|
| | School | State |
| I did not gamble during the last 30 days. | 66.3 | 65.7 |
| Playing lottery ticket/Powerball/Megabu | 5.6 | 5.9 |
| Playing dice or coin flips. | 7.9 | 6.5 |
| Playing cards (poker, etc.). | 13.5 | 11.5 |
| Betting on a sports team. | 4.5 | 14.2 |
| Betting on games of personal skill (bowling, video games, dares, etc.). | 14.6 | 15.1 |
| Gambling on the Internet for free or with money. | 4.5 | 3.9 |
| Playing Bingo for money. | 3.4 | 2.1 |
| Other. | 11.2 | 10.0 |
| N of Valid | 89 | 15,358 |
| N of Miss | 0 | 0 |

Table 107: During the last 12 months, have you ever felt bad about the amount you bet, or about what happens when you bet money?

| | Grade 11 | |
|------------------------|----------|--------|
| | School | State |
| Yes | 1.2 | 2.4 |
| No | 23.3 | 30.9 |
| I don't bet for money. | 75.6 | 66.7 |
| N of Valid | 86 | 14,865 |
| N of Miss | 3 | 492 |

Table 108: During the last 12 months, have you ever felt that you would like to stop betting money but didn't think you could?

| | Grade 11 | |
|------------------------|----------|--------|
| | School | State |
| Yes | 5.7 | 1.3 |
| No | 20.7 | 30.5 |
| I don't bet for money. | 73.6 | 68.2 |
| N of Valid | 87 | 14,830 |
| N of Miss | 2 | 529 |

Table 109: Have you ever lied to anyone about betting/gambling?

| | Grade 11 | |
|------------|----------|--------|
| | School | State |
| Yes | 7.0 | 3.9 |
| No | 93.0 | 96.1 |
| N of Valid | 86 | 15,018 |
| N of Miss | 3 | 341 |

Table 110: Have you ever bet/gambed more than you wanted to?

| | Grade 11 | |
|------------|----------|--------|
| | School | State |
| Yes | 3.5 | 5.1 |
| No | 96.5 | 94.9 |
| N of Valid | 86 | 14,943 |
| N of Miss | 3 | 416 |

Table 111: Have your parents ever talked to you about the risks of betting/gambling?

| | Grade 11 | |
|------------|----------|--------|
| | School | State |
| Yes | 36.0 | 35.6 |
| No | 64.0 | 64.4 |
| N of Valid | 86 | 14,952 |
| N of Miss | 3 | 406 |

Table 112: Have your teachers ever talked to you about the risks of betting/gambling?

| | Grade 11 | |
|------------|----------|--------|
| | School | State |
| Yes | 17.4 | 18.7 |
| No | 82.6 | 81.3 |
| N of Valid | 86 | 14,987 |
| N of Miss | 3 | 370 |

A.4 Substance Use

A.4.1 Tobacco Use

Table 113: During the past 30 days, on how many days did you smoke cigarettes?

| | Grade 11 | |
|---------------|----------|--------|
| | School | State |
| 0 days | 87.2 | 88.1 |
| 1 or 2 days | 4.7 | 3.7 |
| 3 to 5 days | 2.3 | 1.6 |
| 6 to 9 days | | 1.0 |
| 10 to 19 days | 1.2 | 1.3 |
| 20 to 29 days | 2.3 | 1.1 |
| All 30 days | 2.3 | 3.3 |
| N of Valid | 86 | 14,830 |
| N of Miss | 3 | 528 |

Table 114: During the past 30 days, on how many days did you use other tobacco products?

| | Grade 11 | |
|---------------|----------|--------|
| | School | State |
| 0 days | 84.9 | 90.3 |
| 1 or 2 days | 1.2 | 3.7 |
| 3 to 5 days | 2.3 | 1.5 |
| 6 to 9 days | 2.3 | 0.8 |
| 10 to 19 days | 1.2 | 0.9 |
| 20 to 29 days | 1.2 | 0.7 |
| All 30 days | 7.0 | 2.1 |
| N of Valid | 86 | 14,824 |
| N of Miss | 3 | 534 |

Table 115: During the past 30 days, on how many days did you smoke tobacco in a "Hookah," also known as a water pipe?

| | Grade 11 | |
|---------------|----------|--------|
| | School | State |
| 0 days | 89.4 | 89.6 |
| 1 or 2 days | 5.9 | 5.2 |
| 3 to 5 days | 2.4 | 2.3 |
| 6 to 9 days | 1.2 | 1.3 |
| 10 to 19 days | 1.2 | 0.8 |
| 20 to 29 days | | 0.2 |
| All 30 days | | 0.6 |
| N of Valid | 85 | 14,836 |
| N of Miss | 4 | 522 |

**This was not asked in grades 6 and 8.*

Table 116: During the past 30 days, from which of the following sources did you get tobacco (cigarettes, chew, cigars)? Please mark all that apply.

| | Grade 11 | |
|---|----------|--------|
| | School | State |
| I did not get tobacco during the past 30 days | 70.8 | 79.6 |
| A store or gas station | 7.9 | 4.1 |
| Friends 18 or older | 15.7 | 11.3 |
| Friends under 18 | 9.0 | 5.7 |
| Took from home without permission | 1.1 | 1.3 |
| A family member | 4.5 | 2.9 |
| The Internet | | 0.3 |
| Some other source | 3.4 | 3.1 |
| N of Valid | 89 | 15,358 |
| N of Miss | 0 | 0 |

**This was not asked in grades 6 and 8.*

Table 117: Used any tobacco product during the past 30 days

| | Grade 11 | |
|------------|----------|--------|
| | School | State |
| No Use | 75.6 | 79.9 |
| Use | 24.4 | 20.1 |
| N of Valid | 86 | 14,944 |
| N of Miss | 3 | 414 |

Table 118: How old were you when you smoked a whole cigarette for the first time?

| | Grade 11 | |
|--------------|----------|--------|
| | School | State |
| Never have | 64.3 | 76.2 |
| 8 or younger | 2.4 | 1.0 |
| 9 | | 0.7 |
| 10 | | 0.9 |
| 11 | 1.2 | 1.3 |
| 12 | | 2.0 |
| 13 | 2.4 | 2.9 |
| 14 | 8.3 | 4.4 |
| 15 | 14.3 | 5.2 |
| 16 | 3.6 | 4.4 |
| 17 or older | 3.6 | 1.1 |
| N of Valid | 84 | 14,810 |
| N of Miss | 5 | 548 |

Table 119: How old were you when you smoked a whole cigarette for the first time?

| | Grade 11 | |
|------------------|----------|-------|
| | School | State |
| Avg Age in Years | 14.3 | 13.7 |

Table 120: How old were you the first time you used tobacco products other than cigarettes such as snuff, chewing tobacco, and smoking tobacco from a pipe?

| | Grade 11 | |
|--------------|----------|--------|
| | School | State |
| Never have | 65.1 | 77.9 |
| 8 or younger | | 0.7 |
| 9 | | 0.4 |
| 10 | 1.2 | 0.4 |
| 11 | | 0.7 |
| 12 | 2.4 | 1.3 |
| 13 | 2.4 | 2.0 |
| 14 | 4.8 | 3.4 |
| 15 | 10.8 | 5.7 |
| 16 | 7.2 | 6.1 |
| 17 or older | 6.0 | 1.5 |
| N of Valid | 83 | 14,920 |
| N of Miss | 6 | 438 |

Table 121: How old were you the first time you used tobacco products other than cigarettes such as snuff, chewing tobacco, and smoking tobacco from a pipe?

| | Grade 11 | |
|------------------|----------|-------|
| | School | State |
| Avg Age in Years | 14.9 | 14.4 |

A.4.2 Alcohol Use

Table 122: During your life, on how many days have you had at least one drink of alcohol?

| | Grade 11 | |
|------------------|----------|--------|
| | School | State |
| 0 days | 26.7 | 30.6 |
| 1 or 2 days | 18.6 | 15.5 |
| 3 to 9 days | 11.6 | 17.8 |
| 10 to 19 days | 12.8 | 11.1 |
| 20 to 39 days | 10.5 | 10.0 |
| 40 to 99 days | 11.6 | 7.6 |
| 100 or more days | 8.1 | 7.3 |
| N of Valid | 86 | 15,117 |
| N of Miss | 3 | 242 |

**This was not asked in grades 6 and 8.*

Table 123: During the past 30 days, on how many days did you have at least one drink of alcohol?

| | Grade 11 | |
|---------------|----------|--------|
| | School | State |
| 0 days | 59.3 | 64.1 |
| 1 or 2 days | 19.8 | 21.5 |
| 3 to 5 days | 11.6 | 8.0 |
| 6 to 9 days | 4.7 | 3.6 |
| 10 to 19 days | 3.5 | 1.9 |
| 20 to 29 days | 1.2 | 0.4 |
| All 30 days | | 0.5 |
| N of Valid | 86 | 15,118 |
| N of Miss | 3 | 241 |

Table 124: During the past 30 days, on how many days did you have 5 or more drinks of alcohol in a row, that is, within a couple of hours?

| | Grade 11 | |
|---------------|----------|--------|
| | School | State |
| 0 days | 74.4 | 78.6 |
| 1 or 2 days | 16.3 | 12.8 |
| 3 to 5 days | 2.3 | 4.7 |
| 6 to 9 days | 3.5 | 2.3 |
| 10 to 19 days | 3.5 | 1.0 |
| 20 to 29 days | | 0.3 |
| All 30 days | | 0.4 |
| N of Valid | 86 | 15,048 |
| N of Miss | 3 | 311 |

Table 125: During the past 30 days, on how many days do you think most students in your school had at least one drink of alcohol? (your best estimate)

| | Grade 11 | |
|---------------|----------|--------|
| | School | State |
| 0 days | 8.1 | 12.4 |
| 1 or 2 days | 10.5 | 18.9 |
| 3 to 5 days | 17.4 | 24.3 |
| 6 to 9 days | 25.6 | 20.4 |
| 10 to 19 days | 18.6 | 14.4 |
| 20 to 29 days | 4.7 | 4.4 |
| All 30 days | 15.1 | 5.3 |
| N of Valid | 86 | 15,023 |
| N of Miss | 3 | 336 |

Table 126: During the past 30 days, on how many days do you think most students in your school had 5 or more drinks of alcohol in a row, that is, within a couple of hours? (your best estimate)

| | Grade 11 | |
|---------------|----------|--------|
| | School | State |
| 0 days | 17.4 | 23.6 |
| 1 or 2 days | 18.6 | 26.8 |
| 3 to 5 days | 12.8 | 20.4 |
| 6 to 9 days | 27.9 | 15.1 |
| 10 to 19 days | 14.0 | 8.4 |
| 20 to 29 days | 1.2 | 2.9 |
| All 30 days | 8.1 | 3.0 |
| N of Valid | 86 | 14,956 |
| N of Miss | 3 | 402 |

Table 127: Think of your four best friends (the friends you feel closest to). In the past 12 months, how many of your best friends have tried beer, wine, or hard liquor (for example, vodka, whiskey or gin)?

| | Grade 11 | |
|--------------------|----------|--------|
| | School | State |
| None of my friends | 27.9 | 30.7 |
| 1 of my friends | 8.1 | 16.3 |
| 2 of my friends | 15.1 | 17.3 |
| 3 of my friends | 10.5 | 10.1 |
| 4 of my friends | 38.4 | 25.6 |
| N of Valid | 86 | 15,079 |
| N of Miss | 3 | 280 |

**This was not asked in grades 6 and 8.*

Table 128: During the past 30 days, what type of alcohol did you usually drink?
(Select only one response)

| | Grade 11 | |
|---|----------|--------|
| | School | State |
| I did not drink alcohol during the past 30 days. | 56.3 | 64.0 |
| I do not have a usual type. | 9.2 | 4.3 |
| Beer. | 11.5 | 7.3 |
| Flavored beverages (such as Smirnoff, Bacardi Silver, and Hard Lemonade). | 2.3 | 5.0 |
| Wine coolers (such as Bartles and Jaymes or Seagrams Wine). | | 0.3 |
| Wine. | 1.1 | 1.8 |
| Liquor (such as vodka, rum, scotch, bourbon, or whiskey). | 19.5 | 16.4 |
| Some other type. | | 0.8 |
| N of Valid | 87 | 14,318 |
| N of Miss | 2 | 1,041 |

**This was not asked in grades 6 and 8.*

Table 129: During the past 30 days, from which of the following sources did you get the alcohol you drank? Please mark all that apply.

| | Grade 11 | |
|--|----------|--------|
| | School | State |
| I did not drink alcohol during the past 30 days. | 56.2 | 60.2 |
| At a party | 14.6 | 17.3 |
| Friends under 21 | 14.6 | 12.5 |
| Friends 21 or older | 20.2 | 13.1 |
| A brother or sister | | 3.7 |
| A parent | 5.6 | 8.4 |
| A store or gas station | 3.4 | 2.3 |
| Liquor store | 3.4 | 3.0 |
| Bar night club or restaurant | 1.1 | 1.0 |
| Took it from home without permission | 2.2 | 5.5 |
| By asking a stranger to buy it for me | 7.9 | 3.3 |
| I got it some other way | 18.0 | 7.3 |
| N of Valid | 89 | 15,358 |
| N of Miss | 0 | 0 |

**This was not asked in grades 6 and 8.*

Table 130: In the last 12 months, which of the following have you experienced?
(Mark all that apply)

| | Grade 11 | |
|---|----------|--------|
| | School | State |
| I did not drink alcohol in the last 12 months. | 48.3 | 52.9 |
| Missed school or class because of drinking alcohol. | 4.5 | 2.4 |
| Gotten sick to my stomach because of drinking alcohol. | 20.2 | 15.7 |
| Not been able to remember what happened while I was drinking alcohol. | 20.2 | 14.2 |
| Later regretted something I did while drinking alcohol. | 15.7 | 10.5 |
| Worried that I drank alcohol too much or too often. | 11.2 | 5.2 |
| N of Valid | 89 | 15,358 |
| N of Miss | 0 | 0 |

**This was not asked in grades 6 and 8.*

Table 131: During the past 30 days, how many times did you ride in a vehicle driven by a parent or other adult who had been drinking alcohol?

| | Grade 11 | |
|-----------------|----------|--------|
| | School | State |
| 0 times | 79.1 | 84.5 |
| 1 time | 8.1 | 7.9 |
| 2 or 3 times | 8.1 | 4.9 |
| 4 or 5 times | 3.5 | 1.1 |
| 6 or more times | 1.2 | 1.5 |
| N of Valid | 86 | 14,340 |
| N of Miss | 3 | 1,018 |

Table 132: During the past 30 days, how many times did you ride in a vehicle driven by a teenager who had been drinking alcohol?

| | Grade 11 | |
|-----------------|----------|--------|
| | School | State |
| 0 times | 79.1 | 90.6 |
| 1 time | 5.8 | 5.5 |
| 2 or 3 times | 9.3 | 2.6 |
| 4 or 5 times | 3.5 | 0.6 |
| 6 or more times | 2.3 | 0.7 |
| N of Valid | 86 | 14,275 |
| N of Miss | 3 | 1,082 |

**This was not asked in grades 6 and 8.*

Table 133: During the past 30 days, how many times did you drive a car or other vehicle when you had been drinking alcohol?

| | Grade 11 | |
|-----------------|----------|--------|
| | School | State |
| 0 times | 86.0 | 94.6 |
| 1 time | 4.7 | 3.1 |
| 2 or 3 times | 5.8 | 1.4 |
| 4 or 5 times | 2.3 | 0.4 |
| 6 or more times | 1.2 | 0.4 |
| N of Valid | 86 | 14,041 |
| N of Miss | 3 | 1,316 |

**This was not asked in grades 6 and 8.*

Table 134: During the past 30 days, how many times did most students in your school ride in a vehicle driven by a parent or other adult who had been drinking alcohol?

| | Grade 11 | |
|-----------------|----------|--------|
| | School | State |
| 0 times | 44.2 | 47.7 |
| 1 time | 23.3 | 24.6 |
| 2 or 3 times | 19.8 | 20.2 |
| 4 or 5 times | 3.5 | 4.3 |
| 6 or more times | 9.3 | 3.3 |
| N of Valid | 86 | 13,467 |
| N of Miss | 3 | 1,892 |

Table 135: During the past 30 days, how many times did most students in your school ride in a vehicle driven by a teenager who had been drinking alcohol?

| | Grade 11 | |
|-----------------|----------|--------|
| | School | State |
| 0 times | 34.9 | 41.4 |
| 1 time | 12.8 | 23.4 |
| 2 or 3 times | 32.6 | 23.4 |
| 4 or 5 times | 10.5 | 7.4 |
| 6 or more times | 9.3 | 4.4 |
| N of Valid | 86 | 13,348 |
| N of Miss | 3 | 2,010 |

**This was not asked in grades 6 and 8.*

Table 136: During the past 30 days, how many times did most students in your school drive a car or other vehicle when they had been drinking alcohol?

| | Grade 11 | |
|-----------------|----------|--------|
| | School | State |
| 0 times | 40.7 | 45.1 |
| 1 time | 14.0 | 25.7 |
| 2 or 3 times | 26.7 | 19.5 |
| 4 or 5 times | 8.1 | 5.7 |
| 6 or more times | 10.5 | 4.1 |
| N of Valid | 86 | 13,466 |
| N of Miss | 3 | 1,892 |

**This was not asked in grades 6 and 8.*

Table 137: How old were you when you had more than a sip or two of beer, wine, or hard liquor (for example, vodka, whiskey, or gin) for the first time?

| | Grade 11 | |
|--------------|----------|--------|
| | School | State |
| Never have | 26.2 | 29.9 |
| 8 or younger | 6.0 | 6.6 |
| 9 | 1.2 | 2.5 |
| 10 | 2.4 | 3.5 |
| 11 | | 2.9 |
| 12 | 7.1 | 5.9 |
| 13 | 8.3 | 8.5 |
| 14 | 13.1 | 11.3 |
| 15 | 19.0 | 14.3 |
| 16 | 11.9 | 12.2 |
| 17 or older | 4.8 | 2.4 |
| N of Valid | 84 | 14,969 |
| N of Miss | 5 | 387 |

Table 138: How old were you when you had more than a sip or two of beer, wine, or hard liquor (for example, vodka, whiskey, or gin) for the first time?

| | Grade 11 | |
|------------------|----------|-------|
| | School | State |
| Avg Age in Years | 13.8 | 13.3 |

Table 139: How old were you when you first began drinking alcoholic beverages regularly, that is at least once or twice a month?

| | Grade 11 | |
|--------------|----------|--------|
| | School | State |
| Never have | 61.9 | 66.3 |
| 8 or younger | 1.2 | 0.4 |
| 9 | | 0.2 |
| 10 | | 0.4 |
| 11 | | 0.6 |
| 12 | 1.2 | 1.2 |
| 13 | 3.6 | 2.4 |
| 14 | 4.8 | 5.0 |
| 15 | 14.3 | 9.1 |
| 16 | 8.3 | 11.3 |
| 17 or older | 4.8 | 3.1 |
| N of Valid | 84 | 14,868 |
| N of Miss | 5 | 491 |

Table 140: How old were you when you first began drinking alcoholic beverages regularly, that is at least once or twice a month?

| | Grade 11 | |
|------------------|----------|-------|
| | School | State |
| Avg Age in Years | 14.8 | 14.9 |

A.4.3 Marijuana Use

Table 141: During the past 30 days, how many times did you use marijuana?

| | Grade 11 | |
|------------------|----------|--------|
| | School | State |
| 0 times | 67.9 | 76.4 |
| 1 or 2 times | 11.9 | 8.3 |
| 3 to 9 times | 2.4 | 5.5 |
| 10 to 19 times | 6.0 | 2.9 |
| 20 to 39 times | 3.6 | 1.9 |
| 40 or more times | 8.3 | 4.9 |
| N of Valid | 84 | 15,034 |
| N of Miss | 5 | 324 |

Table 142: During the past 30 days, from which of the following sources did you get marijuana? Please mark all that apply.

| | Grade 11 | |
|--|----------|--------|
| | School | State |
| I did not use marijuana during the past 30 days | 69.7 | 74.1 |
| A public event such as a concert or sporting event | 3.4 | 1.9 |
| A party | 10.1 | 8.4 |
| Friends 18 or older | 12.4 | 9.5 |
| Friends under 18 | 19.1 | 13.4 |
| A family member | 5.6 | 3.7 |
| A medical marijuana cardholder or grower | 5.6 | 3.5 |
| I gave someone money to buy it for me | 9.0 | 4.5 |
| I grew it | 4.5 | 1.6 |
| I got it some other way | 14.6 | 6.1 |
| N of Valid | 89 | 15,358 |
| N of Miss | 0 | 0 |

**This was not asked in grades 6 and 8.*

Table 143: How old were you when you tried marijuana for the first time?

| | Grade 11 | |
|--------------|----------|--------|
| | School | State |
| Never have | 50.0 | 58.1 |
| 8 or younger | 3.6 | 0.7 |
| 9 | | 0.6 |
| 10 | | 1.0 |
| 11 | 2.4 | 1.2 |
| 12 | 4.8 | 3.0 |
| 13 | 7.1 | 5.7 |
| 14 | 10.7 | 8.7 |
| 15 | 11.9 | 10.9 |
| 16 | 4.8 | 8.3 |
| 17 or older | 4.8 | 1.6 |
| N of Valid | 84 | 14,937 |
| N of Miss | 5 | 420 |

Table 144: How old were you when you tried marijuana for the first time?

| | Grade 11 | |
|------------------|----------|-------|
| | School | State |
| Avg Age in Years | 13.8 | 14.1 |

A.4.4 Other Drug Use

Table 145: During the past 30 days, on how many days did you sniff glue, breathe the contents of aerosol spray cans, or inhale any paints or sprays to get high?

| | Grade 11 | |
|---------------|----------|--------|
| | School | State |
| 0 days | 98.8 | 98.2 |
| 1 or 2 days | | 1.1 |
| 3 to 5 days | 1.2 | 0.2 |
| 6 to 9 days | | 0.1 |
| 10 to 19 days | | 0.1 |
| 20 to 29 days | | 0.1 |
| All 30 days | | 0.2 |
| N of Valid | 84 | 14,871 |
| N of Miss | 5 | 487 |

Table 146: During the past 30 days, on how many days did you use a prescription drug (such as OxyContin, Percocet, Vicodin, codeine, Adderall, Ritalin, or Xanax) without a doctor's orders?

| | Grade 11 | |
|---------------|----------|--------|
| | School | State |
| 0 days | 89.3 | 91.6 |
| 1 or 2 days | 7.1 | 4.3 |
| 3 to 5 days | 1.2 | 1.7 |
| 6 to 9 days | 1.2 | 1.2 |
| 10 to 19 days | 1.2 | 0.6 |
| 20 to 29 days | | 0.3 |
| All 30 days | | 0.4 |
| N of Valid | 84 | 14,843 |
| N of Miss | 5 | 516 |

Table 147: Which of the following illicit drugs did you use during the past 30 days? (Please mark all that apply)

| | Grade 11 | |
|---|----------|--------|
| | School | State |
| I did not use illicit drugs during the past 30 days | 66.3 | 73.9 |
| Marijuana | 24.7 | 21.8 |
| Any form of cocaine including powder, crack or freebase | 1.1 | 0.9 |
| Ecstasy (also called MDMA) | | 1.7 |
| Heroin or other opiates or narcotics | | 0.4 |
| LSD or other hallucinogens or psychedelics | | 1.5 |
| Methamphetamines (also called speed, crystal, crank or ice) | | 0.5 |
| Steroid pills or shots without a doctor's prescription | | 0.3 |
| N of Valid | 89 | 15,359 |
| N of Miss | 0 | 0 |

Table 148: Any illicit drug use including marijuana, cocaine, ecstasy, heroin, hallucinogens or methamphetamines)

| | Grade 11 | |
|------------|----------|--------|
| | School | State |
| No Use | 74.2 | 77.8 |
| Use | 25.8 | 22.2 |
| N of Valid | 89 | 15,358 |
| N of Miss | 0 | 0 |

Table 149: Any illicit drug use including cocaine, ecstasy, heroin, hallucinogens or methamphetamines)

| | Grade 11 | |
|------------|----------|--------|
| | School | State |
| No Use | 98.9 | 96.7 |
| Use | 1.1 | 3.3 |
| N of Valid | 89 | 15,358 |
| N of Miss | 0 | 0 |

A.4.5 Lifetime Drug Use

Table 150: During your life, how many times have you used marijuana?

| | Grade 11 | |
|------------------|----------|--------|
| | School | State |
| 0 times | 47.6 | 57.7 |
| 1 or 2 times | 7.1 | 7.8 |
| 3 to 9 times | 14.3 | 8.3 |
| 10 to 19 times | 3.6 | 5.2 |
| 20 to 39 times | 6.0 | 4.6 |
| 40 or more times | 21.4 | 16.3 |
| N of Valid | 84 | 14,874 |
| N of Miss | 5 | 485 |

**This was not asked in grades 6 and 8.*

Table 151: During your life, how many times have you sniffed glue, breathed the contents of aerosol spray cans, or inhaled any paints or sprays to get high?

| | Grade 11 | |
|------------------|----------|--------|
| | School | State |
| 0 times | 91.7 | 91.7 |
| 1 or 2 times | 6.0 | 4.7 |
| 3 to 9 times | 1.2 | 1.5 |
| 10 to 19 times | 1.2 | 0.9 |
| 20 to 39 times | | 0.4 |
| 40 or more times | | 0.8 |
| N of Valid | 84 | 14,899 |
| N of Miss | 5 | 460 |

**This was not asked in grades 6 and 8.*

Table 152: During your life, how many times have you taken steroid pills or shots without a doctor's prescription?

| | Grade 11 | |
|------------------|----------|--------|
| | School | State |
| 0 times | 97.6 | 97.6 |
| 1 or 2 times | 1.2 | 0.9 |
| 3 to 9 times | | 0.6 |
| 10 to 19 times | 1.2 | 0.3 |
| 20 to 39 times | | 0.2 |
| 40 or more times | | 0.4 |
| N of Valid | 84 | 14,888 |
| N of Miss | 5 | 470 |

**This was not asked in grades 6 and 8.*

Table 153: During your life, how many times have you taken a prescription drug without a doctor's prescription?

| | Grade 11 | |
|------------------|----------|--------|
| | School | State |
| 0 times | 82.1 | 86.3 |
| 1 or 2 times | 7.1 | 4.8 |
| 3 to 9 times | 6.0 | 3.7 |
| 10 to 19 times | 2.4 | 2.2 |
| 20 to 39 times | 2.4 | 1.3 |
| 40 or more times | | 1.8 |
| N of Valid | 84 | 14,882 |
| N of Miss | 5 | 477 |

**This was not asked in grades 6 and 8.*

Table 154: During your life, how many times have you used any form of cocaine, including powder, crack or freebase?

| | Grade 11 | |
|------------------|----------|--------|
| | School | State |
| 0 times | 96.4 | 95.3 |
| 1 or 2 times | 2.4 | 2.3 |
| 3 to 9 times | 1.2 | 1.0 |
| 10 to 19 times | | 0.5 |
| 20 to 39 times | | 0.3 |
| 40 or more times | | 0.6 |
| N of Valid | 84 | 14,886 |
| N of Miss | 5 | 472 |

**This was not asked in grades 6 and 8.*

Table 155: During your life, how many times have you used ecstasy (also called MDMA)?

| | Grade 11 | |
|------------------|----------|--------|
| | School | State |
| 0 times | 97.6 | 93.0 |
| 1 or 2 times | 1.2 | 3.3 |
| 3 to 9 times | 1.2 | 1.8 |
| 10 to 19 times | | 0.8 |
| 20 to 39 times | | 0.4 |
| 40 or more times | | 0.7 |
| N of Valid | 84 | 14,788 |
| N of Miss | 5 | 572 |

**This was not asked in grades 6 and 8.*

Table 156: During your life, how many times have you used heroin (also called smack, junk, or China White)?

| | Grade 11 | |
|------------------|----------|--------|
| | School | State |
| 0 times | 98.8 | 98.4 |
| 1 or 2 times | | 0.8 |
| 3 to 9 times | | 0.2 |
| 10 to 19 times | 1.2 | 0.2 |
| 20 to 39 times | | 0.1 |
| 40 or more times | | 0.4 |
| N of Valid | 82 | 14,886 |
| N of Miss | 7 | 472 |

**This was not asked in grades 6 and 8.*

Table 157: During your life, how many times have you used methamphetamines (also called speed, crystal, crank or ice)?

| | Grade 11 | |
|------------------|----------|--------|
| | School | State |
| 0 times | 100.0 | 97.4 |
| 1 or 2 times | | 1.2 |
| 3 to 9 times | | 0.4 |
| 10 to 19 times | | 0.3 |
| 20 to 39 times | | 0.2 |
| 40 or more times | | 0.5 |
| N of Valid | 84 | 14,873 |
| N of Miss | 5 | 485 |

**This was not asked in grades 6 and 8.*

Table 158: During your life, how many times have you used a needle to inject any illegal drug into your body?

| | Grade 11 | |
|-----------------|----------|--------|
| | School | State |
| 0 times | 100.0 | 98.8 |
| 1 time | | 0.6 |
| 2 or more times | | 0.6 |
| N of Valid | 84 | 14,777 |
| N of Miss | 5 | 580 |

**This was not asked in grades 6 and 8.*

Table 159: Lifetime drug use (includes marijuana, inhalants, steroids, prescription drugs, cocaine, ecstasy, heroin, methamphetamines)

| | Grade 11 | |
|------------|----------|--------|
| | School | State |
| No Use | 45.2 | 55.2 |
| Use | 54.8 | 44.8 |
| N of Valid | 84 | 14,968 |
| N of Miss | 5 | 391 |

**This was not asked in grades 6 and 8.*

Table 160: Lifetime drug use other than marijuana (includes inhalants, steroids, prescription drugs, cocaine, ecstasy, heroin, methamphetamines)

| | Grade 11 | |
|------------|----------|--------|
| | School | State |
| No Use | 79.8 | 80.2 |
| Use | 20.2 | 19.8 |
| N of Valid | 84 | 14,955 |
| N of Miss | 5 | 403 |

**This was not asked in grades 6 and 8.*

A.4.6 Availability of Alcohol, Tobacco and Drugs

Table 161: If you wanted to get some, how easy would it be for you to get some beer, wine, or hard liquor (for example, vodka, whiskey, or gin)?

| | Grade 11 | |
|---------------|----------|--------|
| | School | State |
| Very hard | 13.3 | 12.0 |
| Somewhat hard | 14.5 | 16.9 |
| Sort of easy | 38.6 | 33.2 |
| Very easy | 33.7 | 37.9 |
| N of Valid | 83 | 14,817 |
| N of Miss | 6 | 541 |

Table 162: If you wanted to get some, how easy would it be for you to get some cigarettes?

| | Grade 11 | |
|---------------|----------|--------|
| | School | State |
| Very hard | 14.5 | 18.4 |
| Somewhat hard | 10.8 | 18.0 |
| Sort of easy | 18.1 | 23.3 |
| Very easy | 56.6 | 40.3 |
| N of Valid | 83 | 14,756 |
| N of Miss | 6 | 603 |

Table 163: If you wanted to get some, how easy would it be for you to get some marijuana?

| | Grade 11 | |
|---------------|----------|--------|
| | School | State |
| Very hard | 15.7 | 18.5 |
| Somewhat hard | 3.6 | 12.2 |
| Sort of easy | 22.9 | 21.0 |
| Very easy | 57.8 | 48.2 |
| N of Valid | 83 | 14,767 |
| N of Miss | 6 | 591 |

Table 164: If you wanted to get some, how easy would it be for you to get a drug like cocaine, LSD, or amphetamines?

| | Grade 11 | |
|---------------|----------|--------|
| | School | State |
| Very hard | 54.2 | 51.6 |
| Somewhat hard | 31.3 | 24.2 |
| Sort of easy | 12.0 | 12.6 |
| Very easy | 2.4 | 11.7 |
| N of Valid | 83 | 14,731 |
| N of Miss | 6 | 627 |

A.4.7 Perceived Risk of Harm from Substance Use

Table 165: How much do you think people risk harming themselves (physically or in other ways) if they take one or two drinks of an alcoholic beverage (beer, wine, liquor) nearly every day?

| | Grade 11 | |
|---------------|----------|--------|
| | School | State |
| No risk | 20.2 | 14.1 |
| Slight risk | 39.3 | 31.3 |
| Moderate risk | 27.4 | 31.0 |
| Great risk | 13.1 | 23.6 |
| N of Valid | 84 | 14,884 |
| N of Miss | 5 | 476 |

Table 166: How much do you think people risk harming themselves (physically or in other ways) when they have five or more drinks of an alcoholic beverage once or twice a week?

| | Grade 11 | |
|---------------|----------|--------|
| | School | State |
| No risk | 9.5 | 6.0 |
| Slight risk | 23.8 | 18.0 |
| Moderate risk | 34.5 | 37.6 |
| Great risk | 32.1 | 38.4 |
| N of Valid | 84 | 14,850 |
| N of Miss | 5 | 508 |

Table 167: How much do you think people risk harming themselves (physically or in other ways) if they smoke one or more packs of cigarettes per day?

| | Grade 11 | |
|---------------|----------|--------|
| | School | State |
| No risk | 11.9 | 5.8 |
| Slight risk | 8.3 | 7.1 |
| Moderate risk | 16.7 | 17.1 |
| Great risk | 63.1 | 70.0 |
| N of Valid | 84 | 14,744 |
| N of Miss | 5 | 614 |

Table 168: How much do you think people risk harming themselves (physically or in other ways) if they try marijuana once or twice?

| | Grade 11 | |
|---------------|----------|--------|
| | School | State |
| No risk | 52.4 | 41.3 |
| Slight risk | 21.4 | 33.1 |
| Moderate risk | 16.7 | 14.5 |
| Great risk | 9.5 | 11.0 |
| N of Valid | 84 | 14,788 |
| N of Miss | 5 | 569 |

Table 169: How much do you think people risk harming themselves (physically or in other ways) if they smoke marijuana once or twice a week?

| | Grade 11 | |
|---------------|----------|--------|
| | School | State |
| No risk | 33.3 | 23.1 |
| Slight risk | 28.6 | 25.2 |
| Moderate risk | 23.8 | 27.1 |
| Great risk | 14.3 | 24.6 |
| N of Valid | 84 | 14,836 |
| N of Miss | 5 | 523 |

Table 170: How wrong do you think it is for someone your age to have one or two drinks of an alcoholic beverage nearly every day?

| | Grade 11 | |
|--------------------|----------|--------|
| | School | State |
| Very wrong | 36.9 | 37.3 |
| Wrong | 26.2 | 33.5 |
| A little bit wrong | 25.0 | 21.5 |
| Not wrong at all | 11.9 | 7.7 |
| N of Valid | 84 | 14,641 |
| N of Miss | 5 | 718 |

Table 171: How wrong do you think it is for someone your age to smoke one or more packs of cigarettes a day?

| | Grade 11 | |
|--------------------|----------|--------|
| | School | State |
| Very wrong | 59.5 | 67.6 |
| Wrong | 21.4 | 21.4 |
| A little bit wrong | 14.3 | 7.6 |
| Not wrong at all | 4.8 | 3.4 |
| N of Valid | 84 | 14,589 |
| N of Miss | 5 | 770 |

Table 172: How wrong do you think it is for someone your age to try marijuana or hashish once or twice?

| | Grade 11 | |
|--------------------|----------|--------|
| | School | State |
| Very wrong | 25.0 | 25.7 |
| Wrong | 16.7 | 17.9 |
| A little bit wrong | 23.8 | 25.3 |
| Not wrong at all | 34.5 | 31.0 |
| N of Valid | 84 | 14,433 |
| N of Miss | 5 | 926 |

Table 173: How wrong do you think it is for someone your age to use marijuana or hashish once a month or more?

| | Grade 11 | |
|--------------------|----------|--------|
| | School | State |
| Very wrong | 30.1 | 31.7 |
| Wrong | 15.7 | 21.1 |
| A little bit wrong | 21.7 | 23.0 |
| Not wrong at all | 32.5 | 24.2 |
| N of Valid | 83 | 14,391 |
| N of Miss | 6 | 968 |

Table 174: How wrong do you believe most students in your school think it is for someone their age to have one or two drinks of an alcoholic beverage nearly every day?

| | Grade 11 | |
|--------------------|----------|--------|
| | School | State |
| Very wrong | 25.3 | 20.3 |
| Wrong | 18.1 | 27.1 |
| A little bit wrong | 25.3 | 34.0 |
| Not wrong at all | 31.3 | 18.6 |
| N of Valid | 83 | 14,504 |
| N of Miss | 6 | 853 |

A.4.8 Communication about Substance Use

Table 175: During the past 12 months, do you recall hearing, reading, or watching an advertisement about prevention of substance abuse?

| | Grade 11 | |
|-------------------------|----------|--------|
| | School | State |
| Yes | 79.8 | 78.4 |
| No | 8.3 | 12.2 |
| Don't know or can't say | 11.9 | 9.5 |
| N of Valid | 84 | 14,753 |
| N of Miss | 5 | 605 |

Table 176: During the past 12 months, have you had a special class about drugs or alcohol in school?

| | Grade 11 | |
|-------------------------|----------|--------|
| | School | State |
| Yes | 40.5 | 47.8 |
| No | 45.2 | 44.2 |
| Don't know or can't say | 14.3 | 8.0 |
| N of Valid | 84 | 14,690 |
| N of Miss | 5 | 669 |

Table 177: During the past 12 months, have you talked with at least one of your parents about the dangers of tobacco, alcohol, or drug use?

| | Grade 11 | |
|-------------------------|----------|--------|
| | School | State |
| Yes | 70.2 | 70.0 |
| No | 22.6 | 23.9 |
| Don't know or can't say | 7.1 | 6.1 |
| N of Valid | 84 | 14,701 |
| N of Miss | 5 | 658 |

Table 178: Would you be more or less likely to want to work for an employer that tests its employees for drug or alcohol use on a random basis?

| | Grade 11 | |
|--------------------------|----------|--------|
| | School | State |
| More likely | 28.9 | 31.3 |
| Less likely | 19.3 | 17.3 |
| Would make no difference | 45.8 | 45.1 |
| Don't know or can't say | 6.0 | 6.3 |
| N of Valid | 83 | 14,600 |
| N of Miss | 6 | 759 |

**This was not asked in grades 6 and 8.*

A.5 Parenting and Parental Attitudes

A.5.1 Family Management

Table 179: My parents ask if I've gotten my homework done.

| | Grade 11 | |
|------------------|----------|--------|
| | School | State |
| Very much true | 51.8 | 50.7 |
| Pretty much true | 14.5 | 22.4 |
| A little true | 14.5 | 16.0 |
| Not at all true | 19.3 | 11.0 |
| N of Valid | 83 | 14,516 |
| N of Miss | 6 | 842 |

Table 180: My parents would catch me if I skipped school.

| | Grade 11 | |
|------------------|----------|--------|
| | School | State |
| Very much true | 50.6 | 48.1 |
| Pretty much true | 18.1 | 20.9 |
| A little true | 16.9 | 18.5 |
| Not at all true | 14.5 | 12.6 |
| N of Valid | 83 | 14,343 |
| N of Miss | 6 | 1,014 |

Table 181: When I am not at home, one of my parents knows where I am and whom I am with.

| | Grade 11 | |
|------------------|----------|--------|
| | School | State |
| Very much true | 41.5 | 51.1 |
| Pretty much true | 37.8 | 28.5 |
| A little true | 15.9 | 15.1 |
| Not at all true | 4.9 | 5.3 |
| N of Valid | 82 | 14,539 |
| N of Miss | 7 | 818 |

Table 182: My family has clear rules about alcohol and drug use.

| | Grade 11 | |
|------------------|----------|--------|
| | School | State |
| Very much true | 60.7 | 58.1 |
| Pretty much true | 19.0 | 21.3 |
| A little true | 17.9 | 14.1 |
| Not at all true | 2.4 | 6.5 |
| N of Valid | 84 | 14,500 |
| N of Miss | 5 | 858 |

Table 183: How would most students in your school respond to this statement:
"My family has clear rules about alcohol and drug use."

| | Grade 11 | |
|------------------|----------|--------|
| | School | State |
| Very much true | 25.0 | 17.3 |
| Pretty much true | 25.0 | 38.5 |
| A little true | 38.1 | 35.7 |
| Not at all true | 11.9 | 8.5 |
| N of Valid | 84 | 14,420 |
| N of Miss | 5 | 937 |

**This was not asked in grades 6 and 8.*

A.5.2 Parental Attitudes towards Substance Use

Table 184: How wrong do you think your parents feel it would be for you to drink beer, wine, or liquor (for example, vodka, whiskey, or gin) regularly (at least once or twice a month)?

| | Grade 11 | |
|--------------------|----------|--------|
| | School | State |
| Very wrong | 57.1 | 57.8 |
| Wrong | 16.7 | 22.0 |
| A little bit wrong | 22.6 | 14.5 |
| Not wrong at all | 3.6 | 5.6 |
| N of Valid | 84 | 14,547 |
| N of Miss | 5 | 812 |

Table 185: How wrong do you think your parents feel it would be for you to smoke cigarettes?

| | Grade 11 | |
|--------------------|----------|--------|
| | School | State |
| Very wrong | 76.8 | 81.4 |
| Wrong | 14.6 | 12.0 |
| A little bit wrong | 4.9 | 4.1 |
| Not wrong at all | 3.7 | 2.5 |
| N of Valid | 82 | 14,563 |
| N of Miss | 7 | 795 |

Table 186: How wrong do you think your parents feel it would be for you to smoke marijuana?

| | Grade 11 | |
|--------------------|----------|--------|
| | School | State |
| Very wrong | 69.0 | 70.7 |
| Wrong | 10.7 | 14.4 |
| A little bit wrong | 11.9 | 9.4 |
| Not wrong at all | 8.3 | 5.5 |
| N of Valid | 84 | 14,561 |
| N of Miss | 5 | 797 |

A.6 Height and Weight

A.6.1 BMI and Weight

Table 187: BMI Percentile Ranking

| | Grade 11 | |
|----------------|----------|--------|
| | School | State |
| Underweight | 5.3 | 3.1 |
| Healthy Weight | 67.1 | 71.7 |
| Overweight | 14.5 | 13.5 |
| Obese | 13.2 | 11.6 |
| N of Valid | 76 | 13,385 |
| N of Miss | 13 | 1,973 |

**This was not asked in grades 6 and 8.*

Table 188: How do you describe your weight?

| | Grade 11 | |
|------------------------|----------|--------|
| | School | State |
| Very underweight | 4.7 | 1.7 |
| Slightly underweight | 14.1 | 12.3 |
| About the right weight | 56.5 | 57.1 |
| Slightly overweight | 18.8 | 24.8 |
| Very overweight | 5.9 | 4.1 |
| N of Valid | 85 | 14,436 |
| N of Miss | 4 | 920 |

**This was not asked in grades 6 and 8.*

Table 189: Which of the following are you trying to do about your weight?

| | Grade 11 | |
|--|----------|--------|
| | School | State |
| Lose weight | 43.0 | 43.7 |
| Gain weight | 15.1 | 15.8 |
| Stay the same weight | 20.9 | 18.4 |
| I am not trying to do anything about my weight | 20.9 | 22.1 |
| N of Valid | 86 | 14,425 |
| N of Miss | 3 | 934 |

**This was not asked in grades 6 and 8.*

Table 190: During the past 30 days, did you go without eating for 24 hours or more (also called fasting) to lose weight or to keep from gaining weight?

| | Grade 11 | |
|------------|----------|--------|
| | School | State |
| Yes | 17.6 | 11.0 |
| No | 82.4 | 89.0 |
| N of Valid | 85 | 14,418 |
| N of Miss | 4 | 940 |

**This was not asked in grades 6 and 8.*

Table 191: During the past 30 days, did you take any diet pills, powders, or liquids without a doctor's advice to lose weight or to keep from gaining weight?
(Do not include meal replacement products such as Slim Fast.)

| | Grade 11 | |
|------------|----------|--------|
| | School | State |
| Yes | 8.2 | 5.0 |
| No | 91.8 | 95.0 |
| N of Valid | 85 | 14,398 |
| N of Miss | 4 | 959 |

**This was not asked in grades 6 and 8.*

Table 192: During the past 30 days, did you vomit or take laxatives to lose weight or to keep from gaining weight?

| | Grade 11 | |
|------------|----------|--------|
| | School | State |
| Yes | 5.9 | 4.2 |
| No | 94.1 | 95.8 |
| N of Valid | 85 | 14,391 |
| N of Miss | 4 | 968 |

**This was not asked in grades 6 and 8.*

B SWS QUESTIONNAIRES

Oregon Student Wellness Survey for Grades 6 & 8



1. The survey is completely voluntary and anonymous. DO NOT put your name on the questionnaire.

2. This is not a test, so there are no right or wrong answers. We would like you to work quickly so you can finish.

3. All of the questions should be answered by completely filling in one of the answer spaces. If you do not find an answer that fits exactly, use the one that comes closest. If any question does not apply to you, or you are not sure what it means, just leave it blank. You can skip any question that you do not wish to answer.

4. Please mark only ONE oval unless the question specifically asks you to "Please mark all that apply." Completely fill in the oval using a #2 pencil.

1. How old are you?

- 10 years old
- 11 years old
- 12 years old
- 13 years old
- 14 years old
- 15 years old

2. What is your sex?

- Female
- Male

3. In what grade are you?

- 6th
- 7th
- 8th
- 9th

4. What is your race? (Please mark all that apply.)

- American Indian or Alaska Native
- Asian
- Black or African American
- Native or Other Pacific Islander
- White

5. Are you Hispanic or Latino/Latina?

- Yes
- No

6. What is the language you use most often at home?

- English
- Russian
- Spanish
- Vietnamese
- A tribal language
- Another language

Would you say that in general your...



7. emotional and mental health is...

- Excellent
- Very Good
- Good
- Fair
- Poor

8. physical health is...

- Excellent
- Very Good
- Good
- Fair
- Poor

9. Have you changed schools (including changing from elementary to middle and middle to high school) in the past year?

- Yes
- No

10. How many times have you changed homes since kindergarten?

- Never
- 1 or 2 times
- 3 or 4 times
- 5 or 6 times
- 7 or more times

11. Putting them all together, what were your grades like last year?

- Mostly A's
- Mostly B's
- Mostly C's
- Mostly D's
- Mostly F's

12. During the LAST FOUR WEEKS how many whole days of school have you missed because you skipped or "cut"?

- None
- 1 day
- 2 days
- 3 days
- 4 to 5 days
- 6 to 10 days
- 11 days or more

PLEASE DO NOT WRITE IN THIS AREA

[SERIAL]

13. How do you like school?

- I like school very much
- I like school
- I neither like nor dislike school
- I dislike school
- I dislike school very much

14. How important do you think the things you are learning in school are going to be for your later life?

- Very important
- Quite important
- Fairly important
- Slightly important
- Not at all important

| | Almost always | Sometimes | Often | Seldom | Never |
|--|-----------------------|-----------------------|-----------------------|-----------------------|-----------------------|
| 15. How often do you feel that the schoolwork you are assigned is meaningful and important? | <input type="radio"/> | <input type="radio"/> | <input type="radio"/> | <input type="radio"/> | <input type="radio"/> |
| 16. Thinking back over the past school year, how often did you try to do your best work in school? | <input type="radio"/> | <input type="radio"/> | <input type="radio"/> | <input type="radio"/> | <input type="radio"/> |

How much do you agree with the following statements about school?

| | Strongly disagree | Somewhat disagree | Somewhat agree | Strongly agree |
|---|-----------------------|-----------------------|-----------------------|-----------------------|
| 17. I have lots of chances to be part of class discussions or activities. | <input type="radio"/> | <input type="radio"/> | <input type="radio"/> | <input type="radio"/> |
| 18. There are lots of chances for students in my school to get involved in sports, clubs, and other school activities outside of class. | <input type="radio"/> | <input type="radio"/> | <input type="radio"/> | <input type="radio"/> |
| 19. I respect most of my teachers. | <input type="radio"/> | <input type="radio"/> | <input type="radio"/> | <input type="radio"/> |
| 20. My teachers notice when I am doing a good job and let me know about it. | <input type="radio"/> | <input type="radio"/> | <input type="radio"/> | <input type="radio"/> |
| 21. I can talk to my teachers openly and freely about my concerns. | <input type="radio"/> | <input type="radio"/> | <input type="radio"/> | <input type="radio"/> |
| 22. In my school, teachers treat students with respect. | <input type="radio"/> | <input type="radio"/> | <input type="radio"/> | <input type="radio"/> |
| 23. Most students at my school help each other when they are hurt or upset. | <input type="radio"/> | <input type="radio"/> | <input type="radio"/> | <input type="radio"/> |
| 24. In my school, students that work hard to get good grades are picked on by other students. | <input type="radio"/> | <input type="radio"/> | <input type="radio"/> | <input type="radio"/> |

| | 0 days | 1 day | 2 or 3 days | 4 or 5 days | 6 or more days |
|---|-----------------------|-----------------------|-----------------------|-----------------------|-----------------------|
| During the past 30 days, on how many days did you... | | | | | |
| 25. not go to school because you felt you would be unsafe at school or on your way to or from school? | <input type="radio"/> | <input type="radio"/> | <input type="radio"/> | <input type="radio"/> | <input type="radio"/> |
| 26. carry a gun as a weapon on school property? | <input type="radio"/> | <input type="radio"/> | <input type="radio"/> | <input type="radio"/> | <input type="radio"/> |
| 27. carry a weapon (other than a gun) such as a knife or club on school property? | <input type="radio"/> | <input type="radio"/> | <input type="radio"/> | <input type="radio"/> | <input type="radio"/> |

| | 0 times | 1 time | 2 or 3 times | 4 or 5 times | 6 or 7 times | 8 or 9 times | 10 or 11 times | 12 or more times |
|--|-----------------------|-----------------------|-----------------------|-----------------------|-----------------------|-----------------------|-----------------------|-----------------------|
| During the past 12 months, how many times... | | | | | | | | |
| 28. were you in a physical fight? | <input type="radio"/> | <input type="radio"/> | <input type="radio"/> | <input type="radio"/> | <input type="radio"/> | <input type="radio"/> | <input type="radio"/> | <input type="radio"/> |
| 29. were you in a physical fight on school property? | <input type="radio"/> | <input type="radio"/> | <input type="radio"/> | <input type="radio"/> | <input type="radio"/> | <input type="radio"/> | <input type="radio"/> | <input type="radio"/> |
| 30. did you bully someone (such as hitting, kicking, pushing, saying mean things, spreading rumors, or making sexual comments that bothered them)? | <input type="radio"/> | <input type="radio"/> | <input type="radio"/> | <input type="radio"/> | <input type="radio"/> | <input type="radio"/> | <input type="radio"/> | <input type="radio"/> |
| 31. have you been suspended from school? | <input type="radio"/> | <input type="radio"/> | <input type="radio"/> | <input type="radio"/> | <input type="radio"/> | <input type="radio"/> | <input type="radio"/> | <input type="radio"/> |
| 32. has someone threatened you with a weapon such as a gun, knife, or club on school property? | <input type="radio"/> | <input type="radio"/> | <input type="radio"/> | <input type="radio"/> | <input type="radio"/> | <input type="radio"/> | <input type="radio"/> | <input type="radio"/> |

33. During the past 12 months, has anyone offered, sold, or given you an illegal drug on school property?

- Yes
- No

| | 0 times | 1 time | 2 or 3 times | 4 or 5 times | 6 or more times |
|---|-----------------------|-----------------------|-----------------------|-----------------------|-----------------------|
| Harassment can include threatening, bullying, name-calling or obscenities, offensive notes or graffiti, unwanted touching, and being pushed around or hit. In the last 30 days, how many times have you been harassed at school, on a school bus or going to and from school... | | | | | |
| 34. because of your race or ethnic origin. | <input type="radio"/> | <input type="radio"/> | <input type="radio"/> | <input type="radio"/> | <input type="radio"/> |
| 35. because someone said you were gay, lesbian, bisexual or transgender. | <input type="radio"/> | <input type="radio"/> | <input type="radio"/> | <input type="radio"/> | <input type="radio"/> |
| 36. because of who your friends are. | <input type="radio"/> | <input type="radio"/> | <input type="radio"/> | <input type="radio"/> | <input type="radio"/> |
| 37. because of how you look (weight, clothes, acne, or other physical characteristics). | <input type="radio"/> | <input type="radio"/> | <input type="radio"/> | <input type="radio"/> | <input type="radio"/> |
| 38. because you received unwanted sexual comments or attention. | <input type="radio"/> | <input type="radio"/> | <input type="radio"/> | <input type="radio"/> | <input type="radio"/> |
| 39. through e-mail, chat rooms, instant messaging, Web sites, texting or phone. | <input type="radio"/> | <input type="radio"/> | <input type="radio"/> | <input type="radio"/> | <input type="radio"/> |
| 40. for other reasons. | <input type="radio"/> | <input type="radio"/> | <input type="radio"/> | <input type="radio"/> | <input type="radio"/> |

| How often have you... | Never | Once or twice per year | Once or twice per month | Once or twice per week | Every day |
|---|-----------------------|------------------------|-------------------------|------------------------|-----------------------|
| 41. seen another student bully others by hitting, kicking, punching or otherwise hurting them in school or on the school bus? | <input type="radio"/> | <input type="radio"/> | <input type="radio"/> | <input type="radio"/> | <input type="radio"/> |
| 42. heard another student bully others by saying mean things, teasing or calling other students names in your school or on the school bus? | <input type="radio"/> | <input type="radio"/> | <input type="radio"/> | <input type="radio"/> | <input type="radio"/> |
| 43. heard another student spread mean rumors or leave other students out of activities to be mean in your school or on the school bus? | <input type="radio"/> | <input type="radio"/> | <input type="radio"/> | <input type="radio"/> | <input type="radio"/> |

| During the past 30 days, how much of the time have you... | None of the time | A little of the time | Some of the time | A good bit of the time | Most of the time | All of the time |
|--|-----------------------|-----------------------|-----------------------|------------------------|-----------------------|-----------------------|
| 44. been a happy person? | <input type="radio"/> | <input type="radio"/> | <input type="radio"/> | <input type="radio"/> | <input type="radio"/> | <input type="radio"/> |
| 45. been a very nervous person? | <input type="radio"/> | <input type="radio"/> | <input type="radio"/> | <input type="radio"/> | <input type="radio"/> | <input type="radio"/> |
| 46. felt calm and peaceful? | <input type="radio"/> | <input type="radio"/> | <input type="radio"/> | <input type="radio"/> | <input type="radio"/> | <input type="radio"/> |
| 47. felt downhearted and blue? | <input type="radio"/> | <input type="radio"/> | <input type="radio"/> | <input type="radio"/> | <input type="radio"/> | <input type="radio"/> |
| 48. felt so down in the dumps that nothing could cheer you up? | <input type="radio"/> | <input type="radio"/> | <input type="radio"/> | <input type="radio"/> | <input type="radio"/> | <input type="radio"/> |

49. During the past 12 months, did you ever feel so sad or hopeless almost every day for two weeks or more in a row that you stopped doing some usual activities?

- Yes
- No

50. During the past 12 months, did you ever seriously consider attempting suicide?

- Yes
- No

51. During the past 12 months, how many times did you actually attempt suicide?

- 0 times
- 1 time
- 2 or 3 times
- 4 or 5 times
- 6 or more times

52. Gambling involves betting anything of value (money, a watch, soda, etc.) on a game or event with an uncertain outcome. Please check ALL the different types of betting that you have done, if any, during the last 30 days:

- I did not gamble during the last 30 days
- Playing lottery tickets/Powerball/Megabucks
- Playing dice or coin flips
- Playing cards (poker, etc.)
- Betting on a sports team
- Betting on games of personal skill (bowling, video games, dares, etc.)
- Gambling on the Internet for free or with money
- Playing Bingo for money
- Other

53. During the last 12 months, have you ever felt bad about the amount you bet, or about what happens when you bet money?

- Yes
- No
- I don't bet for money

54. During the last 12 months, have you ever felt that you would like to stop betting money but didn't think you could?

- Yes
- No
- I don't bet for money

| | Yes | No |
|--|-----------------------|-----------------------|
| 55. Have you ever lied to anyone about betting/gambling? | <input type="radio"/> | <input type="radio"/> |
| 56. Have you ever bet/gambled more than you wanted to? | <input type="radio"/> | <input type="radio"/> |
| 57. Have your parents ever talked to you about the risks of betting/gambling? | <input type="radio"/> | <input type="radio"/> |
| 58. Have your teachers ever talked to you about the risks of betting/gambling? | <input type="radio"/> | <input type="radio"/> |

PLEASE DO NOT WRITE IN THIS AREA

[SERIAL]

The next questions ask about drinking alcohol. This includes drinking beer, wine/wine coolers, flavored beverages such as Mike's Hard Lemonade and liquor ("shots") such as rum, gin, vodka, or whiskey. For these questions, drinking alcohol does not include drinking a few sips of wine for religious purposes.

During the past 30 days, on how many days did you...

| | | |
|--|---------------|-------------|
| | 20 | All 30 days |
| | 10 to 19 days | |
| | 6 to 9 days | |
| | 3 to 5 days | |
| | 1 or 2 days | |
| | 0 days | |

59. have at least one drink of alcohol?

60. have 5 or more drinks of alcohol in a row, that is, within a couple of hours?

During the past 30 days, on how many days do you think most students in your school...

61. had at least one drink of alcohol? (your best estimate)

62. had 5 or more drinks of alcohol in a row, that is, within a couple of hours? (your best estimate)

63. During the past 30 days, how many times did you ride in a vehicle driven by a parent or other adult who had been drinking alcohol?

64. During the past 30 days, how many times did most students in your school ride in a vehicle driven by a parent or other adult who had been drinking alcohol?

| | |
|--|-----------------|
| | 6 or more times |
| | 4 or 5 times |
| | 2 or 3 times |
| | 1 time |
| | 0 times |

During the past 30 days, on how many days did you...

| | |
|--|---------------|
| | All 30 days |
| | 20 to 29 days |
| | 10 to 19 days |
| | 6 to 9 days |
| | 3 to 5 days |
| | 1 or 2 days |
| | 0 days |

65. smoke cigarettes?

66. use other tobacco products?

67. During the past 30 days, how many times did you use marijuana?

- 0 times
- 1 or 2 times
- 3 to 9 times
- 10 to 19 times
- 20 to 39 times
- 40 or more times

How old were you...

| | |
|--|------------------------|
| | 8 years old or younger |
| | 9 years old |
| | 10 years old |
| | 11 years old |
| | 12 years old |
| | 13 years old |
| | 14 years old |
| | 15 years old |
| | Never have |

68. when you had more than a sip or two of beer, wine, or hard liquor (for example, vodka, whiskey, or gin) for the first time?

69. when you first began drinking alcoholic beverages regularly, that is at least once or twice a month?

70. when you smoked a whole cigarette for the first time?

71. the first time you used tobacco products other than cigarettes such as snuff, chewing tobacco, and smoking tobacco from a pipe?

72. when you tried marijuana for the first time?

How much do you think people risk harming themselves (physically or in other ways)...

| | |
|--|---------------|
| | Great risk |
| | Moderate risk |
| | Slight risk |
| | No risk |

73. if they take one or two drinks of an alcoholic beverage (beer, wine, liquor) nearly every day?

74. when they have five or more drinks of an alcoholic beverage once or twice a week?

75. if they smoke one or more packs of cigarettes per day?

76. if they try marijuana once or twice?

77. if they smoke marijuana once or twice a week?

If you wanted to get some, how easy would it be for you to...

| | |
|--|---------------|
| | Very easy |
| | Sort of easy |
| | Somewhat hard |
| | Very hard |

78. get some beer, wine, or hard liquor (for example, vodka, whiskey, or gin)?

79. get some cigarettes?

80. get some marijuana?

81. get a drug like cocaine, LSD, or amphetamines?

During the past 30 days, on how many days did you...

| | |
|--|---------------|
| | All 30 days |
| | 20 to 29 days |
| | 10 to 19 days |
| | 6 to 9 days |
| | 3 to 5 days |
| | 1 or 2 days |
| | 0 days |

82. sniff glue, breathe the contents of aerosol spray cans, or inhale any paints or sprays to get high?

83. use a prescription drug (such as OxyContin, Percocet, Vicodin, codeine, Adderall, Ritalin, or Xanax) without a doctor's orders?

11366



13. During the LAST FOUR WEEKS how many whole days of school have you missed because you skipped or "cut"?

- None
- 1 day
- 2 days
- 3 days
- 4 to 5 days
- 6 to 10 days
- 11 days or more

14. How do you like school?

- I like school very much
- I like school
- I neither like nor dislike school
- I dislike school
- I dislike school very much

15. How important do you think the things you are learning in school are going to be for your later life?

- Very important
- Quite important
- Fairly important
- Slightly important
- Not at all important

| | Almost always | Sometimes | Seldom | Never |
|--|-----------------------|-----------------------|-----------------------|-----------------------|
| 16. How often do you feel that the schoolwork you are assigned is meaningful and important? | <input type="radio"/> | <input type="radio"/> | <input type="radio"/> | <input type="radio"/> |
| 17. Thinking back over the past school year, how often did you try to do your best work in school? | <input type="radio"/> | <input type="radio"/> | <input type="radio"/> | <input type="radio"/> |

How much do you agree with the following statements about school?

| | Strongly agree | Somewhat agree | Strongly disagree |
|---|-----------------------|-----------------------|-----------------------|
| 18. I have lots of chances to be part of class discussions or activities. | <input type="radio"/> | <input type="radio"/> | <input type="radio"/> |
| 19. There are lots of chances for students in my school to get involved in sports, clubs, and other school activities outside of class. | <input type="radio"/> | <input type="radio"/> | <input type="radio"/> |
| 20. I respect most of my teachers. | <input type="radio"/> | <input type="radio"/> | <input type="radio"/> |
| 21. My teachers notice when I am doing a good job and let me know about it. | <input type="radio"/> | <input type="radio"/> | <input type="radio"/> |
| 22. I can talk to my teachers openly and freely about my concerns. | <input type="radio"/> | <input type="radio"/> | <input type="radio"/> |
| 23. In my school, teachers treat students with respect. | <input type="radio"/> | <input type="radio"/> | <input type="radio"/> |
| 24. Most students at my school help each other when they are hurt or upset. | <input type="radio"/> | <input type="radio"/> | <input type="radio"/> |
| 25. In my school, students that work hard to get good grades are picked on by other students. | <input type="radio"/> | <input type="radio"/> | <input type="radio"/> |

During the past 30 days, on how many days did you...

| | 0 days | 1 day | 2 or 3 days | 4 or 5 days | 6 or more days |
|---|-----------------------|-----------------------|-----------------------|-----------------------|-----------------------|
| 26. not go to school because you felt you would be unsafe at school or on your way to or from school? | <input type="radio"/> | <input type="radio"/> | <input type="radio"/> | <input type="radio"/> | <input type="radio"/> |
| 27. carry a gun as a weapon on school property? | <input type="radio"/> | <input type="radio"/> | <input type="radio"/> | <input type="radio"/> | <input type="radio"/> |
| 28. carry a weapon (other than a gun) such as a knife or club on school property? | <input type="radio"/> | <input type="radio"/> | <input type="radio"/> | <input type="radio"/> | <input type="radio"/> |

During the past 12 months, how many times...

| | 0 times | 1 time | 2 or 3 times | 4 or 5 times | 6 or 7 times | 8 or 9 times | 10 or 11 times | 12 or more times |
|--|-----------------------|-----------------------|-----------------------|-----------------------|-----------------------|-----------------------|-----------------------|-----------------------|
| 29. were you in a physical fight? | <input type="radio"/> | <input type="radio"/> | <input type="radio"/> | <input type="radio"/> | <input type="radio"/> | <input type="radio"/> | <input type="radio"/> | <input type="radio"/> |
| 30. were you in a physical fight on school property? | <input type="radio"/> | <input type="radio"/> | <input type="radio"/> | <input type="radio"/> | <input type="radio"/> | <input type="radio"/> | <input type="radio"/> | <input type="radio"/> |
| 31. did you bully someone (such as hitting, kicking, pushing, saying mean things, spreading rumors, or making sexual comments that bothered them)? | <input type="radio"/> | <input type="radio"/> | <input type="radio"/> | <input type="radio"/> | <input type="radio"/> | <input type="radio"/> | <input type="radio"/> | <input type="radio"/> |
| 32. have you been suspended from school? | <input type="radio"/> | <input type="radio"/> | <input type="radio"/> | <input type="radio"/> | <input type="radio"/> | <input type="radio"/> | <input type="radio"/> | <input type="radio"/> |
| 33. has someone threatened you with a weapon such as a gun, knife, or club on school property? | <input type="radio"/> | <input type="radio"/> | <input type="radio"/> | <input type="radio"/> | <input type="radio"/> | <input type="radio"/> | <input type="radio"/> | <input type="radio"/> |
| 34. have you been drunk or high at school? | <input type="radio"/> | <input type="radio"/> | <input type="radio"/> | <input type="radio"/> | <input type="radio"/> | <input type="radio"/> | <input type="radio"/> | <input type="radio"/> |

35. During the past 12 months, has anyone offered, sold, or given you an illegal drug on school property?

- Yes
- No

Harassment can include threatening, bullying, name-calling or obscenities, offensive notes or graffiti, unwanted touching, and being pushed around or hit. In the last 30 days, how many times have you been harassed at school, on a school bus or going to and from school...

| | 0 times | 1 time | 2 or 3 times | 4 or 5 times | 6 or more times |
|---|-----------------------|-----------------------|-----------------------|-----------------------|-----------------------|
| 36. because of your race or ethnic origin. | <input type="radio"/> | <input type="radio"/> | <input type="radio"/> | <input type="radio"/> | <input type="radio"/> |
| 37. because someone said you were gay, lesbian, bisexual or transgender. | <input type="radio"/> | <input type="radio"/> | <input type="radio"/> | <input type="radio"/> | <input type="radio"/> |
| 38. because of who your friends are. | <input type="radio"/> | <input type="radio"/> | <input type="radio"/> | <input type="radio"/> | <input type="radio"/> |
| 39. because of how you look (weight, clothes, acne, or other physical characteristics). | <input type="radio"/> | <input type="radio"/> | <input type="radio"/> | <input type="radio"/> | <input type="radio"/> |
| 40. because you received unwanted sexual comments or attention. | <input type="radio"/> | <input type="radio"/> | <input type="radio"/> | <input type="radio"/> | <input type="radio"/> |
| 41. through e-mail, chat rooms, instant messaging, Web sites, texting or phone. | <input type="radio"/> | <input type="radio"/> | <input type="radio"/> | <input type="radio"/> | <input type="radio"/> |
| 42. for other reasons. | <input type="radio"/> | <input type="radio"/> | <input type="radio"/> | <input type="radio"/> | <input type="radio"/> |

| How often have you... | Every day | Once or twice per week | Once or twice per month | Once or twice per year | Never |
|--|-----------------------|------------------------|-------------------------|------------------------|-----------------------|
| 43. seen another student bully others by hitting, kicking, punching or otherwise hurting them in school or on the school bus? | <input type="radio"/> | <input type="radio"/> | <input type="radio"/> | <input type="radio"/> | <input type="radio"/> |
| 44. heard another student bully others by saying mean things, teasing or calling other students names in your school or on the school bus? | <input type="radio"/> | <input type="radio"/> | <input type="radio"/> | <input type="radio"/> | <input type="radio"/> |
| 45. heard another student spread mean rumors or leave other students out of activities to be mean in your school or on the school bus? | <input type="radio"/> | <input type="radio"/> | <input type="radio"/> | <input type="radio"/> | <input type="radio"/> |

46. On an average school night, how many hours of sleep do you get?

- 4 or less
- 5 hours
- 6 hours
- 7 hours
- 8 hours
- 9 hours
- 10 or more hours

| During the past 30 days, how much of the time have you... | None of the time | A little of the time | Some of the time | A good bit of the time | Most of the time | All of the time |
|--|-----------------------|-----------------------|-----------------------|------------------------|-----------------------|-----------------------|
| 47. been a happy person? | <input type="radio"/> | <input type="radio"/> | <input type="radio"/> | <input type="radio"/> | <input type="radio"/> | <input type="radio"/> |
| 48. been a very nervous person? | <input type="radio"/> | <input type="radio"/> | <input type="radio"/> | <input type="radio"/> | <input type="radio"/> | <input type="radio"/> |
| 49. felt calm and peaceful? | <input type="radio"/> | <input type="radio"/> | <input type="radio"/> | <input type="radio"/> | <input type="radio"/> | <input type="radio"/> |
| 50. felt downhearted and blue? | <input type="radio"/> | <input type="radio"/> | <input type="radio"/> | <input type="radio"/> | <input type="radio"/> | <input type="radio"/> |
| 51. felt so down in the dumps that nothing could cheer you up? | <input type="radio"/> | <input type="radio"/> | <input type="radio"/> | <input type="radio"/> | <input type="radio"/> | <input type="radio"/> |

52. During the past 12 months, did you ever feel so sad or hopeless almost every day for two weeks or more in a row that you stopped doing some usual activities?

- Yes
- No

53. During the past 12 months, did you ever seriously consider attempting suicide?

- Yes
- No

54. During the past 12 months, how many times did you actually attempt suicide?

- 0 times
- 1 time
- 2 or 3 times
- 4 or 5 times
- 6 or more times

55. Gambling involves betting anything of value (money, a watch, soda, etc.) on a game or event with an uncertain outcome. Please mark ALL the different types of betting that you have done, if any, during the last 30 days:

- I did not gamble during the last 30 days
- Playing lottery tickets/Powerball/Megabucks
- Playing dice or coin flips
- Playing cards (poker, etc.)
- Betting on a sports team
- Betting on games of personal skill (bowling, video games, dares, etc.)
- Gambling on the Internet for free or with money
- Playing Bingo for money
- Other

56. During the last 12 months, have you ever felt bad about the amount you bet, or about what happens when you bet money?

- Yes
- No
- I don't bet for money

57. During the last 12 months, have you ever felt that you would like to stop betting money but didn't think you could?

- Yes
- No
- I don't bet for money

| | Yes | No |
|--|-----------------------|-----------------------|
| 58. Have you ever lied to anyone about betting/gambling? | <input type="radio"/> | <input type="radio"/> |
| 59. Have you ever bet/gambled more than you wanted to? | <input type="radio"/> | <input type="radio"/> |
| 60. Have your parents ever talked to you about the risks of betting/gambling? | <input type="radio"/> | <input type="radio"/> |
| 61. Have your teachers ever talked to you about the risks of betting/gambling? | <input type="radio"/> | <input type="radio"/> |

PLEASE DO NOT WRITE IN THIS AREA

[SERIAL]



11383

| | 40 or more times | 20 to 39 times | 10 to 19 times | 3 to 9 times | 1 or 2 times | 0 times |
|---|-----------------------|-----------------------|-----------------------|-----------------------|-----------------------|-----------------------|
| During your life, how many times have you... | | | | | | |
| 97. Used marijuana? | <input type="radio"/> | <input type="radio"/> | <input type="radio"/> | <input type="radio"/> | <input type="radio"/> | <input type="radio"/> |
| 98. Sniffed glue, breathed the contents of aerosol spray cans, or inhaled any paints or sprays to get high? | <input type="radio"/> | <input type="radio"/> | <input type="radio"/> | <input type="radio"/> | <input type="radio"/> | <input type="radio"/> |
| 99. Taken steroid pills or shots without a doctor's prescription? | <input type="radio"/> | <input type="radio"/> | <input type="radio"/> | <input type="radio"/> | <input type="radio"/> | <input type="radio"/> |
| 100. Taken a prescription drug without a doctor's prescription, to get high? | <input type="radio"/> | <input type="radio"/> | <input type="radio"/> | <input type="radio"/> | <input type="radio"/> | <input type="radio"/> |
| 101. Used any form of cocaine, including powder, crack or freebase? | <input type="radio"/> | <input type="radio"/> | <input type="radio"/> | <input type="radio"/> | <input type="radio"/> | <input type="radio"/> |
| 102. Used ecstasy (also called MDMA)? | <input type="radio"/> | <input type="radio"/> | <input type="radio"/> | <input type="radio"/> | <input type="radio"/> | <input type="radio"/> |
| 103. Used heroin (also called smack, junk, or China White)? | <input type="radio"/> | <input type="radio"/> | <input type="radio"/> | <input type="radio"/> | <input type="radio"/> | <input type="radio"/> |
| 104. Used methamphetamines (also called speed, crystal, crank or ice)? | <input type="radio"/> | <input type="radio"/> | <input type="radio"/> | <input type="radio"/> | <input type="radio"/> | <input type="radio"/> |

105. During your life, how many times have you used a needle to inject any illegal drug into your body?

- 0 times
- 1 time
- 2 or more times

| | All 30 days | 20 to 29 days | 10 to 19 days | 6 to 9 days | 3 to 5 days | 1 or 2 days | 0 days |
|--|-----------------------|-----------------------|-----------------------|-----------------------|-----------------------|-----------------------|-----------------------|
| During the past 30 days, on how many days did you... | | | | | | | |
| 106. sniff glue, breathe the contents of aerosol spray cans, or inhale any paints or sprays to get high? | <input type="radio"/> | <input type="radio"/> | <input type="radio"/> | <input type="radio"/> | <input type="radio"/> | <input type="radio"/> | <input type="radio"/> |
| 107. use a prescription drug (such as OxyContin, Percocet, Vicodin, codeine, Adderall, Ritalin, or Xanax) without a doctor's orders? | <input type="radio"/> | <input type="radio"/> | <input type="radio"/> | <input type="radio"/> | <input type="radio"/> | <input type="radio"/> | <input type="radio"/> |

108. Which of the following illicit drugs did you use during the past 30 days? Please mark all that apply.

- I did not use illicit drugs during the past 30 days
- Marijuana
- Any form of cocaine including powder, crack or freebase
- Ecstasy (also called MDMA)
- Heroin or other opiates or narcotics
- LSD or other hallucinogens or psychedelics
- Methamphetamines (also called speed, crystal, crank or ice)
- Steroid pills or shots without a doctor's prescription

| | Don't know or can't say | No | Yes |
|--|-------------------------|-----------------------|-----------------------|
| During the past 12 months... | | | |
| 109. do you recall hearing, reading, or watching an advertisement about prevention of substance abuse? | <input type="radio"/> | <input type="radio"/> | <input type="radio"/> |
| 110. have you had a special class about drugs or alcohol in school? | <input type="radio"/> | <input type="radio"/> | <input type="radio"/> |
| 111. have you talked with at least one of your parents about the dangers of tobacco, alcohol, or drug use? By parents we mean your biological parents, adoptive parents, stepparents, or adult guardians, whether or not they live with you. | <input type="radio"/> | <input type="radio"/> | <input type="radio"/> |

112. Would you be more or less likely to want to work for an employer that tests its employees for drug or alcohol use on a random basis?

- More likely
- Less likely
- Would make no difference
- Don't know or can't say

| | Not wrong at all | A little bit wrong | Wrong | Very wrong |
|---|-----------------------|-----------------------|-----------------------|-----------------------|
| How wrong do you think it is for someone your age to... | | | | |
| 113. have one or two drinks of an alcoholic beverage nearly every day? | <input type="radio"/> | <input type="radio"/> | <input type="radio"/> | <input type="radio"/> |
| 114. smoke one or more packs of cigarettes a day? | <input type="radio"/> | <input type="radio"/> | <input type="radio"/> | <input type="radio"/> |
| 115. try marijuana or hashish once or twice? | <input type="radio"/> | <input type="radio"/> | <input type="radio"/> | <input type="radio"/> |
| 116. use marijuana or hashish once a month or more? | <input type="radio"/> | <input type="radio"/> | <input type="radio"/> | <input type="radio"/> |
| 117. How wrong do you believe most students in your school think it is for someone their age to have one or two drinks of an alcoholic beverage nearly every day? | <input type="radio"/> | <input type="radio"/> | <input type="radio"/> | <input type="radio"/> |

| | Not wrong at all | A little bit wrong | Wrong | Very wrong |
|--|-----------------------|-----------------------|-----------------------|-----------------------|
| How wrong do you think your parents feel it would be for you to... | | | | |
| 118. drink beer, wine, or liquor (for example, vodka, whiskey, or gin) regularly (at least once or twice a month)? | <input type="radio"/> | <input type="radio"/> | <input type="radio"/> | <input type="radio"/> |
| 119. smoke cigarettes? | <input type="radio"/> | <input type="radio"/> | <input type="radio"/> | <input type="radio"/> |
| 120. smoke marijuana? | <input type="radio"/> | <input type="radio"/> | <input type="radio"/> | <input type="radio"/> |

